



CondeHouse Craftsmanship



Contribution to Society

カンディハウスの取り組み

地球にも快適な家具へ

Furniture friendly to earth

合法木材を使用

海外の違法伐採問題を背景に、カンディハウスは「合法伐採木材等の流通および利用の促進に関する法律(クリーンウッド法)」の規定に基づき、木材関連事業者として第一種、第二種の登録をしています。

※詳しくはこちらの「林野庁 クリーンウッド・ナビ」をご覧ください。

<https://www.rinya.maff.go.jp/j/riyou/goho/>

Illegal logging has been long said to cause deforestation. CondeHouse uses logs certified by PEFC (the Programme for the Endorsement of Forest Certification) and FSC (Forest Stewardship Council), and is registered as a wood-related business entity of the Clean Wood Act. We always make full use of wood to the last small piece and produce safe and long-life furniture.

※Please access the following URL for more information.

<https://www.rinya.maff.go.jp/j/riyou/goho/>

環境負荷軽減への努め

Environmental load reduction

グリーン購入ネットワーク(GPN)への参加

21世紀の需要と供給の指針として注目される「グリーン購入法」。これは国などによる「環境負荷軽減に資する製品とサービス」の調達に対し、適合製品を開発することで循環型社会の形成に貢献するものです。カンディハウスはこれに賛同する企業や行政、消費者で構成される組織「GPN」に会員登録しています。

Green procurement law was established in 2000, by which the Japanese government has tried to support the development of eco-friendly society through obligating public agencies to procure eco-friendly products. Some of CondeHouse products are put in the database of the Green Purchasing Network.



森を育てる 暮らしを育てる

Development of forest and culture

未来につなげる植樹活動

私たちのものづくりは、健やかな大地と森があって成り立ちます。カンディハウスが次の森を育てる活動として毎年行っている植樹は、今年で22年目になりました。これまで植えたミズナラの苗木は5万本を超えており、今後も継続的に行っていきます。

We believe healthy nature growing healthy trees is the foundation of our business. It is our standard to reduce the burden of the environments and to protect the health of customers. This is the 22nd year of our tree-planting activity, and the total number of oak trees we've planted so far amounts to 50000. We will continue this activity into the future.

この木の家具・北海道プロジェクト

Kokonoki no Kagu Hokkaido Project

北海道産材を積極的に使用

旭川家具は産地全体で地元北海道の木を使った家具づくりに取り組んでいます。カンディハウスも旭川の近隣地域や道内各地の材料を使い、ロングセラー製品への展開や新製品開発にも積極的に活用しています。各製品ページでご確認ください。



Hokkaido was once a place supplying good wood for furniture manufacturing. Some decades have elapsed after the era of overexploitation, and the wood stock has been recovered. Now we, furniture manufacturers in Hokkaido, have expanded the usage of wood from Hokkaido.



CondeHouse Products

カンディハウス製品について

多彩なデザインを展開

A wide variety of design for multiple needs

豊かな暮らしを求めて

世代や立場の異なる多くの人々が「私の快適」を見つけられるよう、ダイニングチェアだけでも50種類以上を揃えるなど、多様なテイストと機能を備えたシリーズを用意しています。つねに新しいデザインを求め、国内外の著名デザイナーを積極的に起用して日本のものづくりを世界へ発信しています。

We offer a wide variety of lineup so that each of customers in different ages, with different tastes, etc. can find its own favorites for comfort. We have more than 50 kinds of dining chairs, keep on redesigning to improve quality and usefulness, together with international designers, and disseminate Japanese aesthetics to the world.

永続的な価値

Timeless value

ロングライフであるために

良質な素材を選び、頑丈でメンテナンスの可能な構造を考え、機能的かつタイムレスなデザインを施す。こうした取り組みによって、寿命の長い製品づくりに努めています。また、時代に合わせて使い心地や品質を見直し向上させる、リデザインも積極的に進めています。

We always intend to make long-life products by carefully selecting materials; adopting robust and maintainable structures, and functional and timeless design; redesigning with the times to improve comfortability and quality.



安心・安全なものづくり

Reliable and safe products

安全な材料を使っています

シックハウス、シックスクールなどVOC(揮発性有機化合物)の人体への影響が大きな社会問題になり、国はさまざまな法律や基準を設けています。カンディハウスでは合板や接着剤、塗料などを国の政策に基づき自主的に規制をかけ、管理しています。

※ VOCとは「Volatile Organic Compounds」の頭文字で、建材や塗料などから室内に放散する化学物質を指します。厚生労働省はホルムアルデヒドのほかトルエン、キシレンなど危険性の高い13種類の化学物質を指定し濃度指針値を設けています。

VOC (volatile organic compounds) emission and its human impact have become a big social problem, and the Japanese government has established laws and standards to regulate VOC. CondeHouse regulates itself according to the government regulations.

国産家具表示の認定

Certificate of Japan Furniture Industry Development Association (JFA)

カンディハウスは、一般社団法人 日本家具産業振興会より、同会の定める「国産家具基準」「品質基準」「室内環境基準」などの要件を満たした製品を生産する事業者であることの認定を受けています。

※一般社団法人 日本家具産業振興会「国産家具の認定」についての詳細は、こちらをご覧ください。

<http://www.jfa-kagu.jp/indication.html>



認定番号 JFA-00018

CondeHouse is certified by Japan Furniture Industry Development Association (JFA) as a manufacturer fulfilling the JFA requirements for quality furniture.

※Please access the following URL for the requirements set by JFA.

<http://www.jfa-kagu.jp/indication.html>



張地はお好きなものを

Your favorite fabric/leather for upholstery

インテリアトレンドを反映

椅子やソファの張地は、海外製品を中心に世界のインテリアトレンドを反映したものなど、随時入れ替えながら約90種類を揃えています。

About 90 kinds of fabrics and leathers are available for chairs and sofas, and they regularly change according to the times and trends.

塗装色について

About wood coating

美しい表情の決め手は塗装

木目や質感を生かす、透明感のある塗装色を用意しています。それぞれの樹種に共通する基本色を設定し、さまざまなアイテム同士の組み合わせにも対応。空間や張地の雰囲気に合わせてお選びいただけます。

Our wood coating is prepared to be transparent to emphasize the natural grain and color of wood. The color portfolio is unified to each wood so that our items from different collections can be coordinated for various styles of rooms.



カバーリングについて

About detachable upholstery

座のカバーリングは2種類

カバーリング式の製品には、マジックテープタイプと固定タイプがあります。どちらもカバーのみを取り外すことが可能で、簡単にメンテナンスができます。また季節やシーンによって椅子の張地を変えるなど、暮らしの演出も楽しめます。

By adopting covering seats, customers can change seat upholstery very easily as seasons change or for room rearrangement, which makes seat upholstery more durable at the same time.

椅子の高さ調整が可能

Adjustable chair height

座りやすい高さのアレンジ

わずかな違いで掛け心地が変わる椅子。カンディハウスでは、お客さまの体型や感覚に合わせて椅子やテーブルの脚をカットするサービスを無料で行っていきます。またテーブルの天板サイズの調整、キャビネットの機能変更などのご相談にも応じます。

Seat height is very important. You cannot feel comfortable with a chair with inappropriate seat height. We cut chair legs according to customers' requests. Additionally, we response to other diverse requests such as cutting table legs, changing table top size, etc.



革のステッチについて

About leather stitching

ステッチならではの美しさ

カンディハウスのレザーコレクションは、限りある資源を有効活用する目的でダイニングチェアやソファにステッチが入る場合があります。均一なだけではなく、自然な素材感をお楽しみください。


We apply stitching to the leather upholstery of some dining chairs and sofas, in order to use leather more efficiently.

パールトーンについて

About water repellent finish

パールトーン加工は着物を中心に、国産撥水加工として高い評価があります。その高品質の技術をインテリアに応用したパールトーンHG加工は、椅子の生地用に開発された超撥水・防汚加工で、食べこぼしなどによるシミを防ぎ、お手入れを簡単にします。生地本来の風合いを損なわずにほとんどの生地に加工が可能です。詳しくは、各担当者・担当店にお問い合わせください。

Pearl Tone (TM) is a water-repellent finish, often used for Japanese kimono. Now, it is evolved to Pearl Tone (HG) for furniture upholstery, stain-proof in addition to improved water-repellence, but makes almost no change in the texture of upholstery fabric.



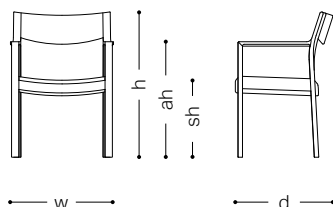
Item List

Description for the Item List

Wood coating	Wood and wood coating available to each model
Fabric and leather	Check the applicability of fabric and leather to each model.
Make-it-lower	Items that can be lowered by cutting legs
Covering seat	Items with a covering seat
Leather stitching	Items with leather stitching when upholstered with leather
Designer	The name of a designer

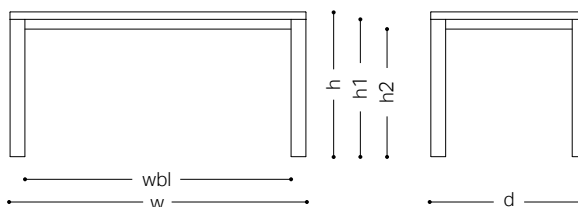
98

Size description for chairs



w width
d depth
h height
sh seat height
ah arm height
wt weight (kg)

Size description for tables



w width
d depth
h height
t thickness
h1 height from the floor to the bottom of the top board
h2 height from the floor to the cross pieces of the top board
wbl width between legs
dia diameter

*Size description by 5 mm

*Please note that there may be some measurement errors in size of chairs and sofas by the thickness of upholstery.

Price description for chairs

	F1	F2	F3	F4/CL1	F5/L2	L3	L4	
①	Japanese Ash							②
	Japanese Oak							
	Walnut							
④	Only covering seat							③

① Wood *1

② Fabric*2 / Leather grade*3

③ Price by grade

④ Price of a covering seat

*1 Please see p. 292 to 293

*2 Please see p. 294 to 297

*3 Please see p. 298 to 299

QR code



The QR code at the top right of each page enables you to access our web page where you can see more images of our products.

99

● 20 | 25 | 30 | 35 | 40 | 45 The figures in the boxes represent sales periods more than 20 years.

● The seat fabric and leather price is classified in seven grades.

● Delivery and installation are separately charged.

* Please contact for more details.

LUX Series

Item List

LUX, the higher grade series of the CondeHouse products, has been designed for people all over the world who seek a beautiful life. In order to meet the expectations of the world's highend markets, we have raised our standard in all the phases: material, design, construction development, and production.

100



ATILLA

What is in common in this collection is linear simplicity, which is well expressed in many parts such as finely upholstered backrest corners and straight-lined table legs. As seen in the silhouette of the low cabinet, and in the function that a part of the backrest is removed to work as arm cushions, it's simple but still dynamic and functional.

101



Atilla Kuzu
Turkey



LUX

Wood coating

Walnut CW/DBR

Leather stitching



Leather stitching is applied to the following:

Designer

Atilla Kuzu
Turkey

Fabric and leather

Fabric / leather unavailable for Sofa 240 and 210

F4 Aran, Cheroch

• Ottoman

(Top)



(Side)



(Front)



① Walnut CW Bentley GY/F5



③ Walnut CW GR-BL/L4



② Walnut DBR Fine GY/F5



④ Walnut CW

		F1	F2	F3	F4/CL1	F5/L2	L3	L4
Sofa 240 [Image ①]	w: 2430 d: 920 h: 720 sh: 400 ah: 515	Walnut						
*The arm cushions are movable. Limit in fabric / leather								
Sofa 210 [Image ②]	w: 2130 d: 920 h: 720 sh: 400 ah: 515	Walnut						
*The arm cushions are movable. Limit in fabric / leather								
Ottoman [Image ③]	w: 620 d: 620 h: 405	Walnut						
Leather stitching								
Side Table 40 x 40 [Image ④]	w: 400 d: 400 h: 460	Walnut						



LUX

Wood coating

Walnut CW/DBR/CWPWT/CWPDG/CWPBL
/DBRPWT/DBRPDG/DBRPBL

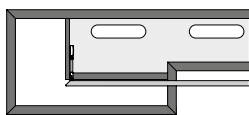
*Wood and finish are indicated as follows: Main unit wood + main unit finish + drawer / flap door finish

Designer

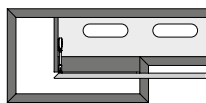
Atilla Kuzu
Turkey

Inside configuration

Lowboard FPDR-240



Lowboard FPDR-200



① Walnut CWPDG



② Left: CD / DVD tray
Right: a tray for the lowboard FPDR-240

Lowboard FPDR-240

[Image ①]

w: 2400 d: 450 h: 500

Walnut

*The backside is also veneered.

*Accessory: height adjusters; a tray (w: 415 d: 160 h: 60)

*Left: flap door; right: drawer *There is a difference in level inside the flap-door drawer

Lowboard FPDR-200

w: 2000 d: 450 h: 450

Walnut

*The backside is also veneered.

*Accessory: height adjusters; a tray (w: 373 d: 160 h: 45)


*Left: flap door; right: drawer

CD / DVD Tray

[Image ②]

*Not installed to FPDR-200

*Storable up to 39 CDs / 28 DVDs



WING

Based on the naturally beautiful design composed of rich but slender lines designed by Kiyoshi Sadogawa, we developed this premium collection. The motif shape is triangle expressing the dynamism and flexibility of nature. Hand work at fine details realizes the excellent quality of this collection.

104



Sadogawa Kiyoshi
Japan



LUX

Wood coating

Japanese Oak NF/WNF/MBR/DBR/GY/DGY/BL
Walnut CW/DBR

Fabric and leather

Fabric / leather unavailable for Armchair
F4 Aran, Cherock

Make-it-lower

Armchair, Stool: **10mm** **20mm** **30mm**

Covering seat

The seat upholstery is removable for easy maintenance.
*Only for Armchair and Stool

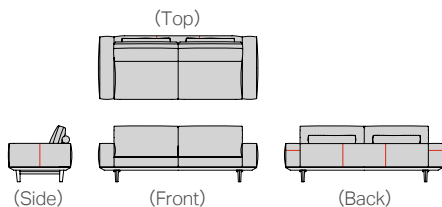


Leather stitching

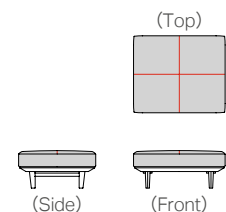


Leather stitching is applied to the following:

- Sofa 230
- Sofa 200
- [The drawing for Sofa 230]



- Ottoman *Except for Ottoman (S)



Designer

Sadogawa Kiyoshi
Japan

● **Sofa**

By the tapered wood frame and triangle-shaped legs, it looks stable but light and is providing a sense of openness to the room. All the cushions of seats, backrests, and arms are carefully tuned in shape, resilience, etc. The bolster cushions for the backrests also work as a design accent. Enjoy a nap on it with optional cushions.

● **Coffee Table • End Table**

What features these tables is the design of a joint between the top board and legs, simple but so design-oriented. Their sizes are also carefully designed. Due to the difference in height, they can be placed in combination, resulting in a wide variety of expressions.



① Walnut CW GR-BL/L4



② GR-BL/L4



③ Walnut CW GR-BL/L4



④ Walnut CW GR-BL/L4



⑤ Japanese Oak NF RK-NL/L2



⑥ Japanese Oak NF RK-NL/L2



⑦ Japanese Oak NF



⑧ Japanese Oak NF



⑨ Walnut CW

		F1	F2	F3	F4/CL1	F5/L2	L3	L4
Sofa 230 [Image ①]	w: 2350 d: 930 h: 790 sh: 385 ah: 570	Japanese Oak						
		Walnut						
Leather stitching								
Sofa 200	w: 2050 d: 930 h: 790 sh: 385 ah: 570	Japanese Oak						
		Walnut						
Leather stitching								
Cushion [Image ②]	560 × 450							
Ottoman [Image ③]	w: 940 d: 790 h: 385	Japanese Oak						
		Walnut						
Leather stitching								
Ottoman (S) [Image ④]	w: 600 d: 600 h: 385	Japanese Oak						
		Walnut						
Armchair [Image ⑤]	w: 775 d: 675 h: 755 sh: 390 ah: 585	Japanese Oak						
		Walnut						
		Only covering seat						
Covering seat Limit in fabric / leather								
Stool [Image ⑥]	w: 620 d: 450 h: 400 sh: 390	Japanese Oak						
		Walnut						
		Only covering seat						
Covering seat								
Coffee Table 150 × 34 [Image ⑦]	w: 1500 d: 395 h: 400	Japanese Oak						
		Walnut						
*Solid wood top								
End Table 34 × 90 [Image ⑧]	w: 400 d: 900 h: 500	Japanese Oak						
		Walnut						
*Solid wood top								
Side Table 36 × 55 [Image ⑨]	w: 360 d: 550 h: 500	Japanese Oak						
		Walnut						
*Solid wood top *Accessory: height adjusters								

*Top board: random-match



LUX

Wood coating

Japanese Oak NF/WNF/MBR/DBR/GY/DGY/BL
Walnut CW/DBR

Fabric and leather

Fabric / leather unavailable for upholstered-backrest chairs

F4 Aran, Cherock

Make-it-lower

Chair, Bench: **10mm** **20mm** **30mm**

Table: **10mm** **20mm**

Covering seat

The seat upholstery is removable for easy maintenance.

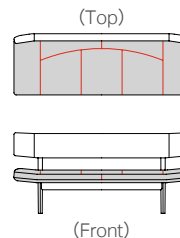


Leather stitching



Leather stitching is applied to the following:

- Bench 160 (with backrest)
 - Bench 160 H (with backrest)
 - Bench 145 (with backrest)
 - Bench 145 H (with backrest)
 - Bench 160 (without backrest)
 - Bench 160 H (without backrest)
 - Bench 145 (without backrest)
 - Bench 145 H (without backrest)
- [The drawing for Bench 160 (with backrest)]



Designer

Sadogawa Kiyoshi
Japan



① Japanese Oak NF Blend LGY/F2



③ Walnut CW RK-BL/L2



⑤ Japanese Oak WNF RK-NL/L2



② Walnut CW RK-BL/L2



④ Japanese Oak NF Maple DBR/F3



⑥ Japanese Oak NF Maple DBR/F3

● **Armchair**

This is the iconic item of Wing collection. The design motif of this chair is a bird spreading its wings out, from which the name of the collection “Wing” comes. Our forming technique realizes the massive backrest with the minimum amount of wood. The edges of respective parts are sharp in contrast to the flowing silhouette. A covering seat is adopted so that customers can replace seat upholstery easily.



● **Side Chair**

In order to make it easy to rise from/come back to the table, this semi-arm chair was developed. The semi-arms were designed to keep a balance with the massive backrest, and are sturdy enough to bear the weight, though without supports reaching to the legs like armchairs.



			F1	F2	F3	F4/CL1	F5/L2	L3	L4
Armchair Armchair H [Image ①]	w: 630 d: 540 h: 710 <745> sh: 405 <440> ah: 610 <645> wt: 8.0	Japanese Oak							
		Walnut							
Covering seat		Only covering seat							
Armchair (Upholstered Back) Armchair H (Upholstered Back) [Image ② : H Type]	w: 630 d: 545 h: 720 <755> sh: 405 <440> ah: 610 <645> wt: 8.0	Japanese Oak							
		Walnut							
Covering seat Limit in fabric / leather		Only covering seat							
Side Chair Side Chair H [Image ③ : H Type]	w: 620 d: 540 h: 710 <745> sh: 405 <440> ah: 610 <645> wt: 7.0	Japanese Oak							
		Walnut							
Covering seat		Only covering seat							
Side Chair (Upholstered Back) Side Chair H (Upholstered Back) [Image ④]	w: 620 d: 545 h: 720 <755> sh: 405 <440> ah: 610 <645> wt: 7.0	Japanese Oak							
		Walnut							
Covering seat Limit in fabric / leather		Only covering seat							
Chu-zaisu [Image ⑤]	w: 620 d: 540 h: 660 sh: 350 ah: 555 wt: 7.5	Japanese Oak							
		Walnut							
Covering seat		Only covering seat							
Chu-zaisu (Upholstered Back) [Image ⑥]	w: 620 d: 545 h: 670 sh: 350 ah: 555 wt: 7.5	Japanese Oak							
		Walnut							
Covering seat Limit in fabric / leather		Only covering seat							

*The figures in the angle brackets express the height of H type.



LUX




⑦ Japanese Oak NF Blend LGY/F2



⑧ Japanese Oak GY RK-NL/L2



⑨ Walnut CW Vina LBE/F4




⑩ Japanese Oak NF RK-NL/L2

		F1	F2	F3	F4/CL1	F5/L2	L3	L4
Bench 160 Bench 160 H [Image ⑦]	w: 1615 d: 570 h: 735 (770) sh: 405 (440)	Japanese Oak						
		Walnut						
		Only covering seat						
Covering seat Leather stitching								
Bench 145 Bench 145 H [Image ⑧]	w: 1465 d: 570 h: 735 (770) sh: 405 (440)	Japanese Oak						
		Walnut						
		Only covering seat						
Covering seat Leather stitching								
Bench 160 (without backrest) Bench 160 H (without backrest) [Image ⑨ : H Type]	w: 1615 d: 520 h: 410 (445) sh: 405 (440)	Japanese Oak						
		Walnut						
		Only covering seat						
Covering seat Leather stitching								
Bench 145 (without backrest) Bench 145 H (without backrest) [Image ⑩ : H Type]	w: 1465 d: 520 h: 410 (445) sh: 405 (440)	Japanese Oak						
		Walnut						
		Only covering seat						
Covering seat Leather stitching								

*The figures in the angle brackets express the height of H type.

● **Bench**

The both edges of the backrest are folded inward like bird's wings to embrace people seated there. For more practicality, one without the backrest is also available, which can be used not only as a part of a dining set but also in various situations. Our struggle for the effective use of leather results in beautiful stitching on the surface of the seat. A covering seat is adopted so that customers can replace seat upholstery easily.



⑪ Walnut CW

● **Trestle Table**

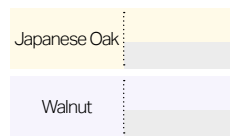
This table was developed especially to be coupled with benches, so that the table legs don't lie in the way. It may look like an ordinary T-leg table, but a close look reveals unique features. The legs are shaped edge like a sword; and the metal joints between the legs and beam can't be seen. The 40 mm thick top board is veneered at random.



⑫ Japanese Oak NF

Table 210 × 95
Table 210 × 95 D
Table 210 × 95 H
[Image ⑪ : D Type]

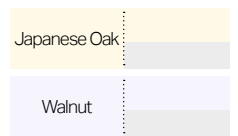
w: 2100 d: 950 h: 680 (710) (740)
h1: 640 (670) (700) wbl: 1960



*Accessory: height adjusters

Table 180 × 90
Table 180 × 90 D
Table 180 × 90 H

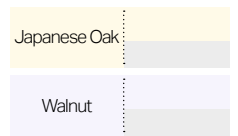
w: 1800 d: 900 h: 680 (710) (740)
h1: 640 (670) (700) wbl: 1660



*Accessory: height adjusters

Table 165 × 85
Table 165 × 85 D
Table 165 × 85 H

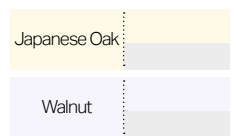
w: 1650 d: 850 h: 680 (710) (740)
h1: 640 (670) (700) wbl: 1510



*Accessory: height adjusters

Trestle Table 180 × 90
Trestle Table 180 × 90 D
Trestle Table 180 × 90 H
[Image ⑫]

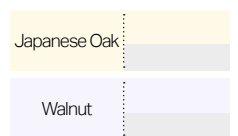
w: 1800 d: 900 h: 680 (710) (740)
h1: 640 (670) (700) wbl: 1050



*Accessory: height adjusters

Trestle Table 165 × 85
Trestle Table 165 × 85 D
Trestle Table 165 × 85 H


w: 1650 d: 850 h: 680 (710) (740)
h1: 640 (670) (700) wbl: 1050



*Accessory: height adjusters

Trestle Table 150 × 85
Trestle Table 150 × 85 D
Trestle Table 150 × 85 H

w: 1500 d: 850 h: 680 (710) (740)
h1: 640 (670) (700) wbl: 1050



*Accessory: height adjusters

*The figures in the parentheses express the height of D type; ones in the angle brackets express the height of H type.

*Top board: random-match



LUX

Wood coating

Japanese Oak NF/WNF/MBR/DBR/GY/DGY/BL
Walnut CW/DBR

Designer

Sadogawa Kiyoshi
Japan

● **Lowboard**

A simple lowboard that can be used flexibly in many ways. It has a drawer in the middle and flap-door compartments on both sides. Our craftsmanship can be seen on the front face where wood grain runs horizontally from one end to another. The back panel is removable for wiring.

● **Desk**

The combination with a Wing dining chair can make a unique personal space anywhere due to its slightly small size, like in the corner of a living room, bed room, etc. The top board rotates on the drawer cabinet to have the cabinet on either left or right.

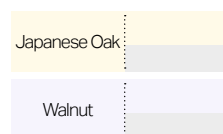
112



Lowboard FPDR-180
[Image ①]

w: 1800
d: 515 (500, without the door handles)
h: 490

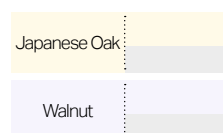
*The backside is also veneered.
*Accessory: a tray (w: 539 d: 150 h: 35)
*The back board is removable for wiring.
*Left and right: flap door; middle: drawer



Lowboard FPDR-160

w: 1600
d: 515 (500, without the door handles)
h: 490

*The backside is also veneered.
*Accessory: a tray (w: 539 d: 150 h: 35)
*The back board is removable for wiring.
*Left and right: flap door; middle: drawer





② Walnut CW



③ Walnut CW



④ Walnut CW

Curio Case GDD-80 [Image ②]	w: 800 d: 350 h: 1075	*The backside is also veneered. *Accessory: downlight (LED × 2); t8 glass shelves (w: 754 × 2) *Frost mirror back board	<table border="1"> <tr> <td>Japanese Oak</td> <td></td> </tr> <tr> <td>Walnut</td> <td></td> </tr> </table>	Japanese Oak		Walnut	
Japanese Oak							
Walnut							
Chest DR-50 [Image ③]	w: 500 d: 350 h: 1075	*The backside is finished the same as the front. *Accessory: a key; secret compartment inside	<table border="1"> <tr> <td>Japanese Oak</td> <td></td> </tr> <tr> <td>Walnut</td> <td></td> </tr> </table>	Japanese Oak		Walnut	
Japanese Oak							
Walnut							
Desk 125 [Image ④]	w: 1250 d: 500 h: 700 h1: 670 wbl: 735	*Solid wood top *The backside is finished the same as the front. *Accessory: height adjusters; a key; a pen tray *The top board is rotated on the drawer cabinet.	<table border="1"> <tr> <td>Japanese Oak</td> <td></td> </tr> <tr> <td>Walnut</td> <td></td> </tr> </table>	Japanese Oak		Walnut	
Japanese Oak							
Walnut							

EIGHT

“Love at first sight; love more over time.” That’s what we aimed at together with the designer, Jin Kuramoto. The chair is featured by the shell so finely tuned in shape as to be more enveloping and spacious than it looks. The shell consists of two layers you can upholster with two different kinds of fabric leather, which will make the chair more characteristic. The wide and thick back framed by elaborately processed solid wood – the point the designer likes best – gives an impression of elegance. The chair was named from the beautiful shape of its frame (figure of eight).

114



Kuramoto Jin
Japan



LUX

Wood coating

Japanese Oak NF/WNF/MBR/DBR/GY/DGY/BL

Designer

Kuramoto Jin
Japan

Fabric and leather

Fabric / leather unavailable for the items on this page

F4 Aran, Cherock

L2 RK

L4 GR



① Japanese Oak DGY Tonica DGY/F4
(Outside: BQ-BL/L3)



② Japanese Oak GY MG-LGY/L3
(Outside: MG-KGY/L3)

		F1	F2	F3	F4/CL1	F5	L3
Armchair Armchair H Armchair L [Image ①]	w: 575 d: 575 h: 740 (770) (710) sh: 450 (480) (420) ah: 615-690 (645-720) (585-660) wt: 10.0	Japanese Oak					
		*Two different types of fabric / leather are selectable (the higher price is applied). Limit in fabric / leather					
Side Chair Side Chair H Side Chair L [Image ②]	w: 570 d: 575 h: 740 (770) (710) sh: 450 (480) (420) wt: 9.5	Japanese Oak					
		*Two different types of fabric / leather are selectable (the higher price is applied). Limit in fabric / leather					

*The figures in the angle brackets express the height of H type; ones in the parentheses express the height of L type.

KAMUY

CondeHouse is delighted to present KAMUY collection, a new classic realized in collaboration with Naoto Fukasawa. Asahikawa is famous as a wood furniture producing district in Japan, and KAMUY collection came to fruition by a unique fusion of its local wood crafting technology and Fukasawa's artistic forming skills. The simple and well-made design of KAMUY naturally harmonises with any type of environments. KAMUY, the most chair-like chair, offers the feeling of déjà vu.

116



Fukasawa Naoto
Japan



LUX

Wood coating

Japanese Oak NF/WNF/MBR/DBR/GY/DGY/BL
Walnut CW/DBR

Fabric and leather

Fabric / leather available for 2 Seater, Easy Chair
(Upholstered Back)

- F3 Ultrasuede
- F4 Tonica
- L3 BQ, MG, KP

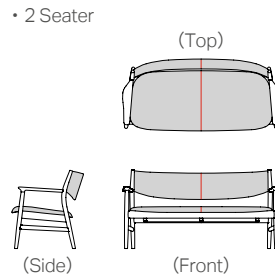
Make-it-lower

Easy Chair, Stool: **10mm** **20mm** **30mm**

Leather stitching



Leather stitching is applied to the following:



Designer

Fukasawa Naoto
Japan

● **Easy Chair**

The designer pursued the best angle between the backrest and seat of a chair for people to lounge in. Some parts of the outline are designed to be edgy, but the surface is finished so smoothly to make people relax. There are two types of backrests: wooden or upholstered.

● **Stool**

Simple but elaborately designed, such as the height of the beams between the legs are made uniform to those of the easy chair for a perfect balance between them.

● **2 Seater**

The easy chair is stretched to a two-seater bench of 1450 mm in width.

● **Round Side Table • Round Table**

The round side table has two types of top boards: wood and marble. The legs are tapered to both ends, and the arc of the leg base was precisely calculated out, so that the leg base doesn't make a shadow on the floor.



① Walnut CW Tonica BU/F4



② Japanese Oak WNF Tonica LGY/F4



④ Japanese Oak WNF Tonica LGY/F4



③ Japanese Oak BL Tonica LGY/F4

118

		F3	F4	L3
2 Seater [Image ①]	w: 1450 d: 670 h: 730 sh: 395 ah: 575	Japanese Oak		
	Limit in fabric / leather Leather stitching	Walnut		

Easy Chair (Upholstered Back) [Image ②]	w: 705 d: 655 h: 730 sh: 385 ah: 575	Japanese Oak		
	Limit in fabric / leather	Walnut		

		F1	F2	F3	F4 / CL1	F5 / L2	L3	L4
Easy Chair (Wooden Back) [Image ③]	w: 705 d: 650 h: 730 sh: 385 ah: 575	Japanese Oak						
		Walnut						

Stool [Image ④]	w: 590 d: 410 h: 380 sh: 375	Japanese Oak						
		Walnut						



⑤ Walnut CW



⑥ Japanese Oak WNF




⑦ Japanese Oak WNF



⑧ Walnut CW

Bianco carrara marble

Bianco carrara marble used for the side table top is unique in color and pattern, and may inherently have pin holes and fine cracks on its surface. Please don't leave it wet. Marble surface, regardless of water repellent, contains moisture in its pin holes and fine cracks and becomes likely to be peeled off.



Round Side Table 45 [Image ⑤]	dia: 450 h: 500	*Solid wood top	<div style="display: flex; align-items: center;"> <div style="border-right: 1px dotted black; padding-right: 5px;">Japanese Oak</div> <div style="width: 20px; height: 15px; background-color: #fff9c4; margin-right: 5px;"></div> </div> <div style="display: flex; align-items: center;"> <div style="border-right: 1px dotted black; padding-right: 5px;">Walnut</div> <div style="width: 20px; height: 15px; background-color: #e1bee7; margin-right: 5px;"></div> </div>
Round Side Table 45 (Marble) [Image ⑥]	dia: 450 h: 500	*Marble stone top	<div style="display: flex; align-items: center;"> <div style="border-right: 1px dotted black; padding-right: 5px;">Japanese Oak</div> <div style="width: 20px; height: 15px; background-color: #fff9c4; margin-right: 5px;"></div> </div> <div style="display: flex; align-items: center;"> <div style="border-right: 1px dotted black; padding-right: 5px;">Walnut</div> <div style="width: 20px; height: 15px; background-color: #e1bee7; margin-right: 5px;"></div> </div>
Round Table 58 [Image ⑦]	dia: 580 h: 480	*Solid wood top	<div style="display: flex; align-items: center;"> <div style="border-right: 1px dotted black; padding-right: 5px;">Japanese Oak</div> <div style="width: 20px; height: 15px; background-color: #fff9c4; margin-right: 5px;"></div> </div> <div style="display: flex; align-items: center;"> <div style="border-right: 1px dotted black; padding-right: 5px;">Walnut</div> <div style="width: 20px; height: 15px; background-color: #e1bee7; margin-right: 5px;"></div> </div>
Round Table 58 (Marble) [Image ⑧]	dia: 580 h: 480	*Marble stone top	<div style="display: flex; align-items: center;"> <div style="border-right: 1px dotted black; padding-right: 5px;">Japanese Oak</div> <div style="width: 20px; height: 15px; background-color: #fff9c4; margin-right: 5px;"></div> </div> <div style="display: flex; align-items: center;"> <div style="border-right: 1px dotted black; padding-right: 5px;">Walnut</div> <div style="width: 20px; height: 15px; background-color: #e1bee7; margin-right: 5px;"></div> </div>

*Top board: random-match



LUX

Wood coating

Japanese Oak NF/WNF/MBR/DBR/GY/DGY/BL
Walnut CW/DBR

Make-it-lower

Chair: **10mm** **20mm** **30mm**
Table: **10mm** **20mm**

Designer

Fukasawa Naoto
Japan



① Japanese Oak NF Tonica DGY/F4



② Japanese Oak BL



③ Walnut CW Tonica LGY/F4



④ Japanese Oak NF

120

			F1	F2	F3	F4/CL1	F5/L2	L3	L4
Armchair (Upholstered Seat) Armchair H (Upholstered Seat) [Image ① : H Type]	w: 585 d: 535 h: 770 (790) sh: 435 (455) ah: 640 (660) wt: 6.0	Japanese Oak							
		Walnut							
Armchair (Wooden Seat) Armchair H (Wooden Seat) [Image ② : H Type]	w: 585 d: 530 h: 770 (790) sh: 420 (440) ah: 640 (660) wt: 7.0	*Solid wood seat							
		Japanese Oak							
Side Chair (Upholstered Seat) Side Chair H (Upholstered Seat) [Image ③ : H Type]	w: 570 d: 535 h: 770 (790) sh: 435 (455) wt: 5.5	Japanese Oak							
		Walnut							
Side Chair (Wooden Seat) Side Chair H (Wooden Seat) [Image ④ : H Type]	w: 570 d: 530 h: 770 (790) sh: 420 (440) wt: 6.5	*Solid wood seat							
		Japanese Oak							

*The figures in the angle brackets express the height of H type.

● Armchair • Side Chair

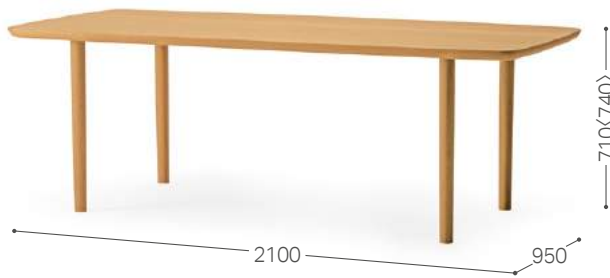
This is the fruit of the designer's desires and our craftsmanship responding to them. Every important point of the main frame is shaped edgy; the beams between the legs are very slightly tapered; the shape of the wooden seat is curved out based on 3D data. These small tricks make the chair look sharp from any angle. The chair looks so normal and beautiful.

● Table

The shape of this table is not round but not exactly square. The best part is the finish of the top board edge. The edge is not vertical but reverse-slanted to the back side. The slant angle is not constant but finely adjusted so that the thickness of the top board is thin and constant viewed from any angle. The legs can be positioned in two ways to match the number of chairs to be set (for ones more than 2100 mm in width).



⑤ Walnut CW



⑥ Japanese Oak NF

Table leg positions

The table leg positions are changeable (inside or outside) in case of length 240 / 210.



<p>Table 240 × 100 Table 240 × 100 H [Image ⑤ : H Type]</p>	<p>w: 2400 d: 1000 h: 710 <740> h1: 670 <700> wbl: 1440 (outside 2085)</p>	<p>Japanese Oak</p> <p>Walnut</p>
<p>Table 210 × 95 Table 210 × 95 H [Image ⑥ : H Type]</p>	<p>w: 2100 d: 950 h: 710 <740> h1: 670 <700> wbl: 1440 (outside 1785)</p>	<p>Japanese Oak</p> <p>Walnut</p>
<p>Table 180 × 95 Table 180 × 95 H</p>	<p>w: 1800 d: 950 h: 710 <740> h1: 670 <700> wbl: 1485</p>	<p>Japanese Oak</p> <p>Walnut</p>
<p>Table 160 × 95 Table 160 × 95 H</p>	<p>w: 1600 d: 950 h: 710 <740> h1: 670 <700> wbl: 1285</p>	<p>Japanese Oak</p> <p>Walnut</p>

*The figures in the angle brackets express the height of H type. *Top board: random-match

KINA

KINA LUX, designed by David Trubridge of New Zealand. This objet d'art is light yet stable and sturdy enough to be used as a table, or even as an ottoman. CondeHouse presents to the world, this masterpiece born through a collection of meticulous handcrafting efforts combined with advanced molding and precision manufacturing techniques.



122



David Trubridge
New Zealand



LUX

Wood coating

C, U: Japanese Birch OFN
 P : Japanese Birch OFNPWT/OFNPDG/OFNPBL /OFNREM
 *Wood and finish are indicated as follows: Main unit wood + main unit finish + top surface finish

Cork

An eco-friendly material, approximately half of which is produced in Portugal. Cork is made from the tree bark of cork oak. It is a recyclable and waste-free natural material that can be obtained without cutting trees down because it's made from residue from producing wine stoppers, etc.




Designer

David Trubridge
 New Zealand

This ellipsoid furniture made of Japanese birch consists of 22 arc-shape parts for size 80; 24 for size 100. The curve and grid of each piece are molded and cut by machine; polished and oil-coated by hand due to its complex shape. The combination of advanced technology and human skills results in this beautiful product. It's something that you not only use but also enjoy by looking at.



① Japanese Birch OFN



② Japanese Birch OFN Ultrasuede DGY/F3



③ Japanese Birch OFNPWT

			F1	F2	F3	F4/CL1	F5/L2	L3	L4
Kina Floor C 100 [Image ①]	dia: 1000 h: 410	*The top surface is cork.	Japanese Birch						
Kina Floor C 80	dia: 800 h: 330	*The top surface is cork.	Japanese Birch						
Kina Floor U 100	dia: 1000 h: 410		Japanese Birch						
Kina Floor U 80 [Image ②]	dia: 800 h: 330		Japanese Birch						
Kina Floor P 100 [Image ③]	dia: 1000 h: 410		Japanese Birch						
Kina Floor P 80	dia: 800 h: 330		Japanese Birch						

SPLINTER

An additional model to Splinter collection designed by Oki Sato from nendo. The chair shell is upholstered with special thick leather supplied by a sole Japanese saddle maker, SOMÈS SADDLE. The high grade leather makes its back view more beautiful.

124



nendo Sato Oki
Japan

SPLINTER | Splinter Lux Dining



LUX

Wood coating

Japanese Oak NF/WNF/MBR/DBR/GY/DGY/BL/NWT

Make-it-lower

Chair: **10mm** **20mm** **30mm**

Designer


nendo Sato Oki
Japan

Special thick leather

The special leather is 4 mm in thickness, tannin-tanned, aniline-dyed, and available in the following two colors.



SO-BR



SO-DGY

The leather edge is polished by saddle craftspeople, and the leather is upholstered and stitched by hand.

SOMÈS SADDLE

A sole Japanese saddle maker in Sunagawa city, Hokkaido. Their products, especially thick leather ones, are chosen by many horse jockeys for its high hand-made quality.



Special leather wax

Special leather wax is included for the following items. Leather is kept in good condition by regular maintenance, once or twice a year according to conditions. (Splinter Lux Dining Armchair / Tack Lux Living Easy Chair, Ottoman) This special leather wax was developed exclusive for SOMÈS SADDLE thick leather. Please don't use for other leather products.

<http://www.somes.co.jp>



125



Japanese Oak GY SO-DGY



Armchair (Shell)
Armchair H (Shell)

w: 595 d: 580 h: 725 <745>
sh: 420 <440> ah: 650 <670> wt: 7.0

Japanese Oak

*Thick leather: SO-BR or SO-DGY

*The figures in the angle brackets express the height of H type.

SESTINA

Using as thin wood materials as possible; not hiding structures but showing them as a part of design: these eliminations created the affluent appearance with the carefully selected wood grain and color contrast in wood between the base and upper frame.

126



Kawakami Motomi
Japan

■ Material

Walnut and Japanese oak are used for this collection. The eyes of our craftsmen developed through many years of experience carefully selected right wood for the right part.

■ Sofa design

The base frame is thin and colored darker, which makes the seat part look light and floating. The arm board is made of solid-wood pieces in different sizes to create individuality. In the case of upholstery with leather, a piping edge is available as an option.

■ Cabinet structure

In order to express the minimum structure of the sofa, all the parts are designed to look slender. Another feature is the flap door handle. Even the inside of the flap door handle is veneered to show beautiful wood grain.

■ Cabinet function

The slender look of the sofa makes the room look more spacious. Against its appearance, the sofa cushions provide super relaxation. The center flap door of the TV board has a soft-closing function.

SESTINA | Sestina Lux Living (17)

LUX



Wood coating

Japanese Ash NF/WNF/MBR/DBR/GY/DGY/BL
Walnut CW/DBR

*Legs made of Cherry (WL color)

Piping colors



Piping BR

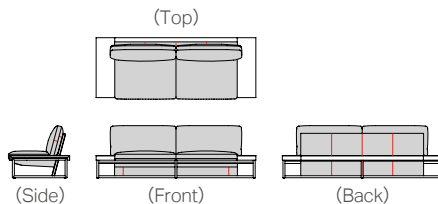
Piping GY

Leather stitching

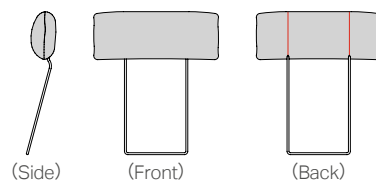
Stitch

Leather stitching is applied to the following:

- Sofa 240
 - Sofa 240 KD
 - Sofa 210
 - One Arm 212 L (R)
 - One Arm 182 L (R)
- [The drawing for Sofa 240]



- Headrest



Designer

Kawakami Motomi
Japan

SESTINA | Sestina Lux Living (17)



LUX



① Japanese Ash NF Avance BR/F5



Sofa 240 KD Middle legs



② Walnut CW BQ-BL/L3 Piping GY



③ Japanese Ash MBR BQ-BL/L3



④ Cherry WL BQ-RBR/L3



⑤ Avance BR/F5



⑥ Avance BR/F5

F1 | F2 | F3 | F4 / CL1 | F5 / L2 | L3 | L4

Sofa 240

[Image ①]

w: 2400 d: 920
h: 790 sh: 410
ah: 340

Japanese Ash							
Walnut							

*Solid wood armrest *Accessory: height adjusters
*Legs made of Cherry | Leather stitching |

Sofa 240 KD

w: 2400 d: 920
h: 790 sh: 410
ah: 340

Japanese Ash							
Walnut							

*Solid wood armrest *Accessory: height adjusters
*Legs made of Cherry *Knock-down: the main frame is connected in the middle. | Leather stitching |

Sofa 210

[Image ②]

w: 2100 d: 920
h: 790 sh: 410
ah: 340

Japanese Ash							
Walnut							

*Solid wood armrest *Accessory: height adjusters
*Legs made of Cherry | Leather stitching |

One Arm 212 L (R)

w: 2120 d: 920
h: 790 sh: 410
ah: 340

Japanese Ash							
Walnut							

*Solid wood armrest *Accessory: height adjusters
*Legs made of Cherry | Leather stitching |

One Arm 182 L (R)

[Image ③ : R Type]

w: 1820 d: 920
h: 790 sh: 410
ah: 340

Japanese Ash							
Walnut							

*Solid wood armrest *Accessory: height adjusters
*Legs made of Cherry | Leather stitching |

Piping Option for Sofa 240 / Sofa 240 KD / One Arm 212 L (R)

*Only for Leather
*Piping color: BR or GY



Piping Option for Sofa 210 / One Arm 182 L (R)

*Only for Leather
*Piping color: BR or GY



Ottoman

[Image ④]

w: 710 d: 655
h: 410

Cherry							
--------	--	--	--	--	--	--	--

*Accessory: height adjusters

Piping Option for Ottoman

*Only for Leather
*Piping color: BR or GY



Headrest

[Image ⑤]

w: 650 d: 150
h: 740
Height including the headrest: 1000

--	--	--	--	--	--	--	--


| Leather stitching |

Arm Cushion

[Image ⑥]

w: 300 d: 520
h: 130

--	--	--	--	--	--	--	--



⑦ Japanese Ash NF



⑧ Walnut CW



⑨ Walnut CW

130

<p>Coffee Table 150 × 50</p> <p>w: 1500 d: 500 h: 340</p> <p>*Solid wood top *Accessory: height adjusters *Legs made of Cherry</p>	<p>Japanese Ash</p> <p>Walnut</p>
<p>Coffee Table 130 × 65</p> <p>[Image ⑦]</p> <p>w: 1300 d: 650 h: 340</p> <p>*Solid wood top *Accessory: height adjusters *Legs made of Cherry</p>	<p>Japanese Ash</p> <p>Walnut</p>
<p>Coffee Table 90 × 90</p> <p>[Image ⑧]</p> <p>w: 900 d: 900 h: 340</p> <p>*Solid wood top *Accessory: height adjusters *Legs made of Cherry</p>	<p>Japanese Ash</p> <p>Walnut</p>
<p>Side Table 30 × 55</p> <p>[Image ⑨]</p> <p>w: 300 d: 550 h: 480</p> <p>*Solid wood top *Accessory: plastic protectors at the leg bottoms</p>	<p>Japanese Ash</p> <p>Walnut</p>

*Top board: random-match

SESTINA | Sestina Lux (17)



LUX

Wood coating

Japanese Ash NF/WNF/MBR/DBR/GY/DGY/BL
Walnut CW/DBR
*Legs made of Cherry (WL color)

Designer

Kawakami Motomi
Japan



① Walnut CW



② Japanese Ash WNF

131

TV Lowboard TV-220

[Image ①]

w: 2200 d: 510 h: 400

*The backside is also veneered.

*Accessory: height adjusters; t10 glass shelves (w: 519 × 2)

*Legs made of Cherry *Left and right: drawer; middle: flap door

Japanese Ash

Walnut

TV Lowboard TV-180

[Image ②]

w: 1800 d: 510 h: 400

*The backside is also veneered.

*Accessory: height adjusters; t10 glass shelf (w: 669 × 1)

*Legs made of Cherry *Left and right: drawer; middle: flap door

Japanese Ash

Walnut

TV Lowboard TV-165

w: 1650 d: 510 h: 400

*The backside is also veneered.

*Accessory: height adjusters; t10 glass shelf (w: 519 × 1)

*Legs made of Cherry *Left and right: drawer; middle: flap door


Japanese Ash

Walnut

TACK

Noboru Nakamura, a designer living in Hokkaido created this personal chair in 1978, and it was reborn through brushing up the detail of the design. Tack means “Thank you” in Swedish. This is the real Hokkaido chair: designed by a Hokkaido designer; made of Hokkaido ash; of which thick leather is supplied by a Hokkaido saddle maker. The structure is resistant to aging because the joints of the frame are designed to be tightened by the weight.

132



Nakamura Noboru
Japan





LUX

Wood coating

Japanese Ash NF/WNF/MBR/DBR/GY/DGY/BL

Make-it-lower

Easy Chair, Ottoman

: 10mm 20mm 30mm

Designer

Nakamura Noboru


Japan

Special thick leather

The special leather is 4 mm in thickness, tannin-tanned, aniline-dyed, and available in the following two colors. You can enjoy the leather changing, stretching, and fitting to the body with age.



SO-BR



SO-DGY

The belt at the back of the seat works as a tension adjuster. The frame and upholstery structure is to be disassembled for future re-upholstery.

SOMÈS SADDLE

A sole Japanese saddle maker in Sunagawa city, Hokkaido. Their products, especially thick leather ones, are chosen by many horse jockeys for its high hand-made quality.

Special leather wax

Special leather wax is included for the following items. Leather is kept in good condition by regular maintenance, once or twice a year according to conditions. (Splinter Lux Dining Armchair / Tack Lux Living Easy Chair, Ottoman) This special leather wax was developed exclusive for SOMÈS SADDLE thick leather. Please don't use for other leather products.

<http://www.somes.co.jp>



① Japanese Ash GY SO-DGY



② Japanese Ash NF SO-BR

Easy Chair

[Image ①]

w: 830 d: 625 h: 705 sh: 385 ah: 525

Japanese Ash

*Thick leather: SO-BR or SO-DGY

Ottoman

[Image ②]

w: 620 d: 460 h: 390 sh: 370


Japanese Ash

*Thick leather: SO-BR or SO-DGY

tosai

The tosai-collection connects traditional woodcraft and Japanese interior with the design tradition of the German Bauhaus which Peter Maly, the designer of tosai, claims as his main influence. The result is just persuasive – Stimulated by the contrast of cultures, a new furniture collection brings alive the strength of both partners. Clear basic shapes, finest materials, and uncompromising professional skills and precision are the principles of CondeHouse. Premium natural materials in combination with stainless steel result in impressively new shapes and forms.

134



Peter Maly
Germany



■ Material

It's always our focus: right material for the right part: aluminum for the drawer handles; hairline finish stainless steel for the base of the cabinet, in addition to premium wood.

■ Technique

The dynamic and stable-looking backrest of the easy chair was realized by our careful drying process and variable thickness forming technique. The LED illumination doesn't encroach on the storage space by the special structure of the illumination space.

■ Size-wise concept

Peter Maly is deeply in love with Japanese living styles, and accordingly, a Japanese tatami mat is used as a module to calculate out the size of the items he designed for CondeHouse, which results in this well-proportioned collection.

■ Tradition

The base frame of the sofa is joined with the three way miter joint. It's one of the traditional Japanese woodworking techniques, not only strong but also beautiful to look at.

■ Design details

In order to emphasize the horizontal lines, the side walls are grooved, and the drawer handles are hidden. In addition, all the measures were employed to improve the quality such as push latches, a soft-closing function, veneering the back side and even the bottom side.

tosai | tosai Lux Living (18)

LUX



The base frame of the sofa is joined with the three way miter joint. It's one of the traditional Japanese woodworking techniques, not only strong but also beautiful to look at. This collection has a wide variety of items: sofa, one-arm seat, long seat, and ottoman, for customers to enjoy various combinations. The easy chair also has a type with an upholstered backrest.

Wood coating

Oak NF/WNF/MBR/DBR/GY/DGY/BL
Walnut CW/DBR


Make-it-lower

Easy Chair: 10mm 20mm 30mm

Designer

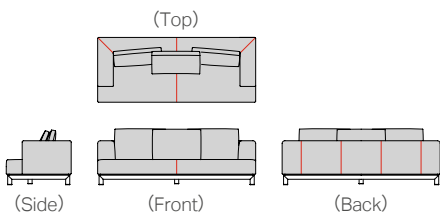
Peter Maly
Germany

Leather stitching

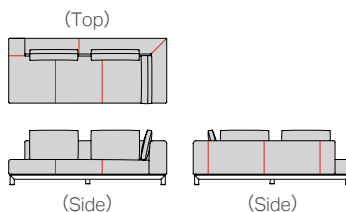
Stitch 

Leather stitching is applied to the following:

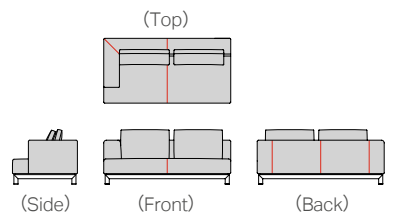
• Sofa 228



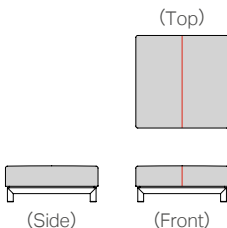
• Long Seat 228 L (R) [The drawing for R]



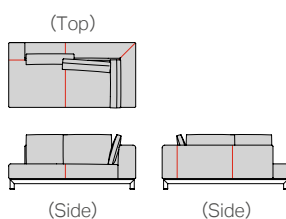
• One Arm 182 L (R) [The drawing for R]



• Ottoman



• Long Seat 182 L (R) [The drawing for R]





LUX



① Oak NF Tonica DGY/F4



② Oak NF Bentley BR/F5



③ Oak NF Bentley BR/F5



④ Oak NF Bentley BR/F5



⑤ Bentley BR/F5

136



⑥ Oak NF KS-LGY/L3



⑦ Walnut CW Bentley BR/F5

Fabric and leather

Fabric / leather available for Easy Chair (Upholstered Back)

- F1 Grain
- F3 Ultrasuede
- F4 Tonica
- F5 Bentley
- CL1 MR
- L3 BQ, MG, KP

		F1	F2	F3	F4/CL1	F5/L2	L3	L4
Sofa 228 [Image ①]	w: 2315 d: 950 h: 670 sh: 370	Oak						
*Accessory: middle leg with an adjuster Leather stitching		Walnut						
(as an example) Sofa 228 with Back Cushion x 3	w: 2315 d: 950 h: 800 sh: 370 ah: 670	Oak						
		Walnut						
One Arm 182 L (R) [Image ② : L Type]	w: 1860 d: 950 h: 670 sh: 370	Oak						
Leather stitching		Walnut						
(as an example) One Arm 182 L (R) with Back Cushion x 2	w: 1860 d: 950 h: 800 sh: 370 ah: 670	Oak						
		Walnut						
Long Seat 228 L (R) [Image ③ : R Type]	w: 950 d: 2315 h: 670 sh: 370	Oak						
*Accessory: middle leg with an adjuster Leather stitching		Walnut						
(as an example) Long Seat 228 L (R) with Back Cushion x 3	w: 950 d: 2315 h: 800 sh: 370 ah: 670	Oak						
		Walnut						
Long Seat 182 L (R)	w: 950 d: 1860 h: 670 sh: 370	Oak						
Leather stitching		Walnut						
(as an example) Long Seat 182 L (R) with Back Cushion x 3	w: 950 d: 1860 h: 800 sh: 370 ah: 670	Oak						
		Walnut						
Ottoman [Image ④]	w: 950 d: 950 h: 370	Oak						
Leather stitching		Walnut						
Back Cushion [Image ⑤]	680 × 440							
Easy Chair [Image ⑥]	w: 740 d: 620 h: 720 sh: 410 ah: 700	Oak						
		Walnut						
Easy Chair (Upholstered Back) [Image ⑦]	w: 740 d: 620 h: 720 sh: 410 ah: 700							
Limit in fabric / leather		Oak						
		Walnut						



LUX

Wood coating

Oak NF/WNF/MBR/DBR/GY/DGY/BL
Walnut CW/DBR

Designer

Peter Maly
Germany

The common design motif of the cabinets and screen is horizontal lines. The side board has three drawers in the upper part and two deep drawers in the lower part. The LED illumination and stainless steel base make the low board look unique. The horizontal lattice frame of the screen is joined with stainless steel joints that give an accent in design.

138





Side Board S-DR-228 [Image ①]	w: 2275 d: 470 (450, without the door handles) h: 730	<table border="1"> <tr><td>Oak</td><td></td></tr> <tr><td>Walnut</td><td></td></tr> </table>	Oak		Walnut	
Oak						
Walnut						
*Legs: hairline finished stainless steel *The backside is also veneered. *Knobs: almite aluminium *Accessory: plastic protectors at the leg bottoms; illumination (LED) inside; shelf boards (w: 1071 × 2)						
Low Board S-FDR-228 [Image ②]	w: 2275 d: 570 (550, without the door handles) h: 415	<table border="1"> <tr><td>Oak</td><td></td></tr> <tr><td>Walnut</td><td></td></tr> </table>	Oak		Walnut	
Oak						
Walnut						
*Legs: hairline finished stainless steel *The backside is also veneered. *Knobs: almite aluminium *Accessory: plastic protectors at the leg bottoms; illumination (LED) inside *Flap door						
Low Board S-FDR-182	w: 1820 d: 570 (550, without the door handles) h: 415	<table border="1"> <tr><td>Oak</td><td></td></tr> <tr><td>Walnut</td><td></td></tr> </table>	Oak		Walnut	
Oak						
Walnut						
*Legs: hairline finished stainless steel *The backside is also veneered. *Knobs: almite aluminium *Accessory: plastic protectors at the leg bottoms; illumination (LED) inside *Flap door						
Screen 80-170-3 [Image ③]	w: 2305 h: 1740 t: 40	<table border="1"> <tr><td>Oak</td><td></td></tr> <tr><td>Walnut</td><td></td></tr> </table>	Oak		Walnut	
Oak						
Walnut						
*Accessory: plastic protectors at the leg bottoms *The figures on the left are the size (at the time of making it flat). *The figures in the products names represent width - height - board number.						

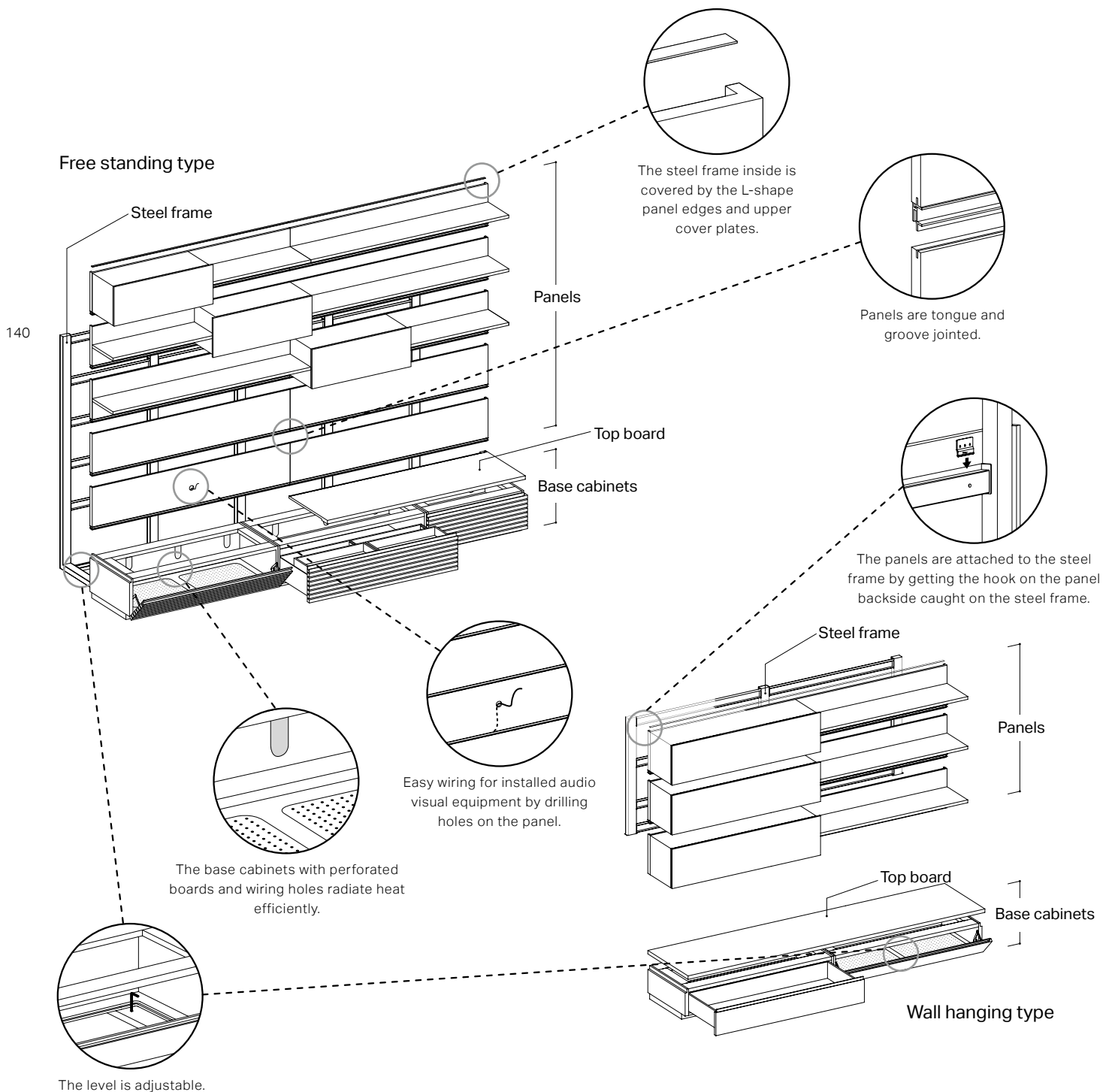
This is a modular shelf in two types: wall-hanging and self-standing. The module consists of six sizes from 455 to 2730 mm in width, such as a box with a sliding or flap door, a panel with a shelf, and a plain panel. There are two heights for the base cabinet: 290 and 380 mm, and customers can choose from a drawer or a cabinet with a flap door. It is made of oak or walnut, and available colors are 7 for oak and 2 for walnut. In addition, the solid-paint wood (white, black, and charcoal) is available.

Wood coating

Oak NF/WNF/MBR/DBR/GY/DGY/BL
Walnut CW/DBR

Designer

Peter Maly
Germany



Structure

- This item is composed of a main steel frame and component objects (shelves, cabinets, etc).
- Two types are available: free-standing and wall hanging types.
- The minimum width is 1820 mm.
- There are six types of component objects, combined up to five rows (in case of the free standing type); up to four rows (in case of the wall hanging type), respectively on the different height base cabinets.
- Joint parts are made of aluminum, of which combination with wood is one of the key points in design.
- The contribution and radiation of cables are carefully considered for audiovisual equipment.

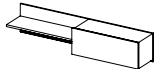
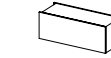



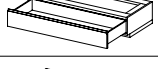

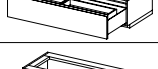


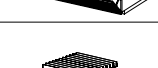

Component objects

- There are six sizes of panels, of which height is only one type, 355 mm (including joint parts*), and width varies from 455 mm to 2730 mm. We have three types of components available: box-, shelf-, or paneltype, and also customers can choose a sliding or flap door for a box-type component.
- The top board is offered in four widths from 1365 mm to 2730 mm.
- The base cabinet heights are 290 mm and 380 mm (including the top board), for both of which drawer or flap door type with/without a slit is available.

*The panel joint is not necessary for the bottom panel of the free-standing type.

Difference by installation position

Three types of components are used by installation position: no-facing; facing at one end; facing at both ends.

		Parts List						(mm)
		46 w. 455	91 w. 910	137 w. 1365	182 w. 1820	228 w. 2275	273 w. 2730	
No-facing	Panel							
	Facing							
Facing	Panel							
	Facing							
Table top (Only for Free standing type)								
Shelf-type		●	●	●	●	●	●	
Panel-type		●	●	●	●	●	●	
Table top								
Base cabinet	L h: 290 (including a top board)	Drawer	●	●	●			
		Flap door	●		●			
	H h: 380 (including a top board)	Drawer	●	●	●			
		Flap door	●		●			
Base cabinet door	Drawer (with a slit)	●	●	●				
	Flap door (with a slit)	●		●				
CD/DVD tray		●	●	●				

Item code format

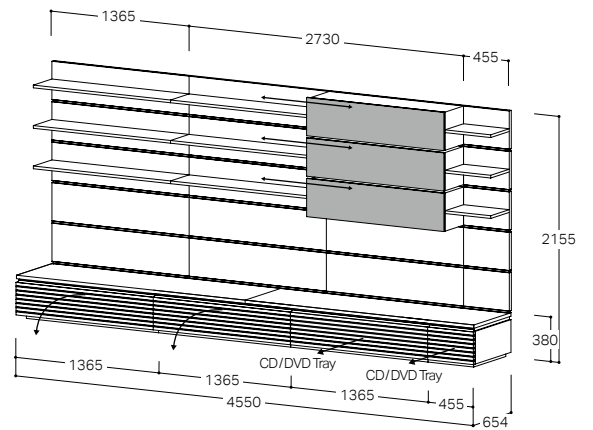
BPL (R) - 182 - L (R)

Parts type width Installation position

Combination examples

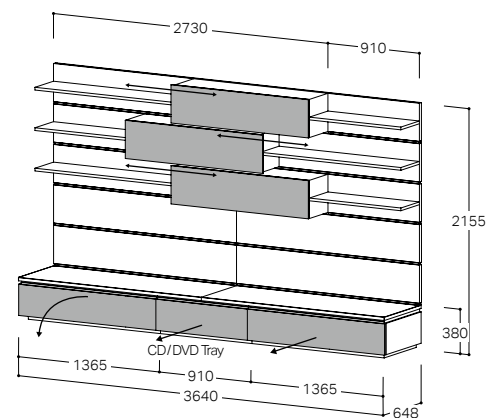
Free standing type


Parts	Part code	Wood & Finish	Quantity
Plain Panel	PP-137-L	Oak NF	× 2
Plain Panel	PP-137-C	Oak NF	× 4
Plain Panel	PP-46-R	Oak NF	× 2
Shelf Panel	SP-137-L	Oak NF	× 3
Shelf Panel	SP-46-R	Oak NF	× 3
Box Panel Slide Door Body	BPR-273-C	Oak NF	× 3
Box Panel Slide Door	BPRD-273	Color	× 3
Table Top	TS-228-L	Oak NF	× 1
Table Top	TS-228-R	Oak NF	× 1
Base Cabinet H Body	BCH-137-L	Oak NF	× 1
Base Cabinet H Body	BCH-137-C	Oak NF	× 2
Base Cabinet H Body	BCH-46-R	Oak NF	× 1
Base Cabinet H Flap Door (with a slit)	BCH-FPS-137-L	Oak NF	× 1
Base Cabinet H Flap Door (with a slit)	BCH-FPS-137-C	Oak NF	× 1
Base Cabinet H Draw er (with a slit)	BCH-DRS-137-C	Oak NF	× 1
Base Cabinet H Draw er (with a slit)	BCH-DRS-46-R	Oak NF	× 1
CD/DVD Tray	CDH-46		× 1
CD/DVD Tray	CDH-137		× 1
Steel Frame (Free standing type)	FFH-455-5		× 1



Free standing type

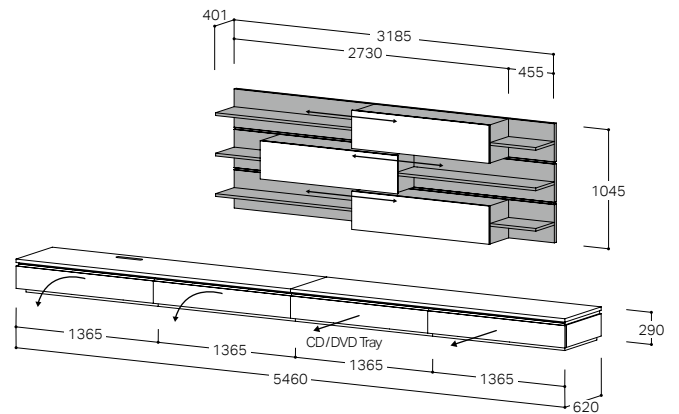
Parts	Part code	Wood & Finish	Quantity
Plain Panel	PP-182-L	Walnut CW	× 2
Plain Panel	PP-182-R	Walnut CW	× 2
Shelf Panel	SP-91-L	Walnut CW	× 1
Shelf Panel	SP-91-R	Walnut CW	× 2
Box Panel Slide Door Body	BPR-273-L	Walnut CW	× 2
Box Panel Slide Door Body	BPL-273-R	Walnut CW	× 1
Box Panel Slide Door	BPLD-273	Color	× 1
Box Panel Slide Door	BPRD-273	Color	× 2
Table Top	TF-182-L	Walnut CW	× 1
Table Top	TF-182-R	Walnut CW	× 1
Base Cabinet H Body	BCH-137-L	Walnut CW	× 1
Base Cabinet H Body	BCH-91-C	Walnut CW	× 1
Base Cabinet H Body	BCH-137-R	Walnut CW	× 1
Base Cabinet H Flap Door	BCH-FP-137-L	Color	× 1
Base Cabinet H Drawer	BCH-DR-91-C	Color	× 1
Base Cabinet H Drawer	BCH-DR-137-R	Color	× 1
CD/DVD Tray	CDH-91		× 1
Steel Frame (Free standing type)	FFH-364-5		× 1





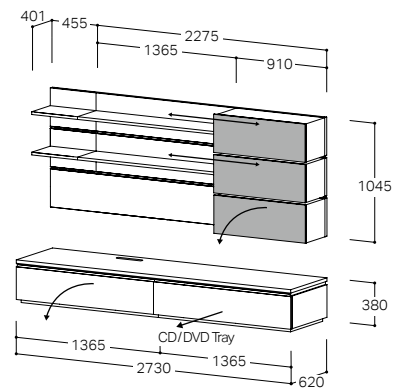
Wall hanging type

Parts	Part code	Wood & Finish	Quantity
Shelf Panel	SP-46-L	Color	× 1
Shelf Panel	SP-46-R	Color	× 2
Box Panel Slide Door Body	BPR-273-L	Color	× 2
Box Panel Slide Door Body	BPL-273-R	Color	× 1
Box Panel Slide Door	BPLD-273	Walnut CW	× 1
Box Panel Slide Door	BPRD-273	Walnut CW	× 2
Table Top	TF-273-L	Walnut CW	× 1
Table Top	TF-273-R	Walnut CW	× 1
Base Cabinet L Body	BCL-137-L	Walnut CW	× 1
Base Cabinet L Body	BCL-137-C	Walnut CW	× 2
Base Cabinet L Body	BCL-137-R	Walnut CW	× 1
Base Cabinet L Flap Door	BCL-FP-137-L	Walnut CW	× 1
Base Cabinet L Flap Door	BCL-FP-137-C	Walnut CW	× 1
Base Cabinet L Drawer	BCL-DR-137-C	Walnut CW	× 1
Base Cabinet L Drawer	BCL-DR-137-R	Walnut CW	× 1
CD/DVD Tray	CDL-137		× 1
Wiring Hole Cover	HF206		× 1
Steel Frame (Wall hanging type)	FW-319-3		× 1



Wall hanging type

Parts	Part code	Wood & Finish	Quantity
Plain Panel	PP-182-L	Oak NF	× 1
Shelf Panel	SP-46-L	Oak NF	× 2
Box Panel Slide Door Body	BPR-228-R	Oak NF	× 2
Box Panel Flap Door Body	FBPR-91-R	Oak NF	× 1
Box Panel Slide Door	BPRD-228	Color	× 2
Box Panel Flap Door	FBPRD-91	Color	× 1
Table Top	TF-273-CE	Oak NF	× 1
Base Cabinet H Body	BCH-137-L	Oak NF	× 1
Base Cabinet H Body	BCH-137-R	Oak NF	× 1
Base Cabinet H Flap Door	BCH-FP-137-L	Oak NF	× 1
Base Cabinet H Drawer	BCH-DR-137-R	Oak NF	× 1
CD/DVD Tray	CDH-137		× 1
Wiring Hole Cover	HF206		× 1
Steel Frame (Wall hanging type)	FW-273-3		× 1



Plain Panel

[Figure ① : PP-182-C]

w: PP- 46 : 455
 PP- 91 : 910
 PP-137 : 1365
 PP-182 : 1820
 PP-228 : 2275
 PP-273 : 2730
 d: C : 18
 L/R/CE : 35
 h: 355

	PP-	46-C	46-L (R)	91-C	91-L (R)	137-C	137-L (R)	182-C	182-L (R)	182-CE
Oak										
Walnut										
PWT/PDG/PBL										

	PP-	228-C	228-L (R)	228-CE	273-C	273-L (R)	273-CE
Oak							
Walnut							
PWT/PDG/PBL							

Shelf Panel

[Figure ② : SP-182-C]

w: SP- 46 : 455
 SP- 91 : 910
 SP-137 : 1365
 SP-182 : 1820
 SP-228 : 2275
 SP-273 : 2730
 d: C : 338
 L/R/CE : 355
 h: 355

	SP-	46-C	46-L (R)	91-C	91-L (R)	137-C	137-L (R)	182-C	182-L (R)	182-CE
Oak										
Walnut										
PWT/PDG/PBL										

	SP-	228-C	228-L (R)	228-CE	273-C	273-L (R)	273-CE
Oak							
Walnut							
PWT/PDG/PBL							

Box Panel Slide Door Body

[Figure ③ : BPR-182-C]

w: BPL (R) -182 : 1820
 (880: excluding a slide door)
 BPL (R) -228 : 2275
 (880: excluding a slide door)
 BPL (R) -273 : 2730
 (1335: excluding a slide door)
 d: C : 338
 L/R/CE : 355
 h: 355

	BPL (R) -	182-C	182-L (R)	182-CE	228-C	228-L (R)	228-CE	273-C	273-L (R)	273-CE
Oak										
Walnut										
PWT/PDG/PBL										

Box Panel Slide Door

[Figure ④ : BPLD-182]

w: BPL (R) D-182 : 911
 BPL (R) D-228 : 911
 BPL (R) D-273 : 1366
 t: 15
 h: 337

	BPL (R) D-	182	228	273
Oak				
Walnut				
PWT/PDG/PBL				

Box Panel Flap Door		FBPL (R) -	91-C	91-L (R)	137-C	137-L (R)
Body [Figure 5 : FBPL-91-C] w: FBPL (R) - 91 : 910 (880: excluding a flap door) FBPL (R) -137 : 1365 (1335: excluding a flap door) d: C : 338 L/R : 355 h: 355	Oak					
	Walnut					
	PWT/PDG/PBL					

Box Panel Flap Door		FBPL (R) D-	91	137
Body [Figure 6 : FBPLD-91] w: FBPL (R) D- 91 : 911 FBPL (R) D-137 : 1366 t: 15 h: 337	Oak			
	Walnut			
	PWT/PDG/PBL			

Table Top		TF (TS) -	137-L (R)	182-L (R)	182-CE	228-L (R)	228-CE	273-L (R)	273-CE
Body [Figure 7 : TF-137-L] w: TF (TS) -137 : 1365 TF (TS) -182 : 1820 TF (TS) -228 : 2275 TF (TS) -273 : 2730 d: TF : 620 TS : 626 t: 30 *TS for a base cabinet with a slit	Oak								
	Walnut								
	PWT/PDG/PBL								

Base Cabinet L		BCL-	46-C	46-L (R)	91-C	91-L (R)	137-C	137-L (R)
Body [Figure 8 : BCL-137-R] w: BCL- 46 : 455 BCL- 91 : 910 BCL-137 : 1365 d: C : 575 L/R : 592 h: 270 *Height with a top board: 290 *Accessory: height adjusters only for the wall hanging type	Oak							
	Walnut							
	PWT/PDG/PBL							

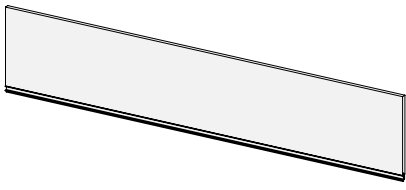
Base Cabinet H		BCH-	46-C	46-L (R)	91-C	91-L (R)	137-C	137-L (R)
Body [Figure 9 : BCH-137-C] w: BCL- 46 : 455 BCL- 91 : 910 BCL-137 : 1365 d: C : 575 L/R : 592 h: 360 *Height with a top board: 380 *Accessory: height adjusters only for the wall hanging type	Oak							
	Walnut							
	PWT/PDG/PBL							

Base Cabinet L		BCL-DR-	46-C (L/R)	91-C (L/R)	137-C (L/R)
Drawer [Figure 10 : BCL-DR-137-C] w: BCL-DR- 46-C : 451 BCL-DR- 46-L/R : 453 BCL-DR- 91-C : 906 BCL-DR- 91-L/R : 908 BCL-DR-137-C : 1361 BCL-DR-137-L/R : 1363 d: 514 h: 212	Oak				
	Walnut				
	Color				

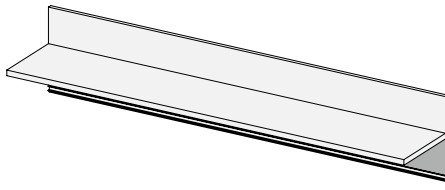
Base Cabinet H		BCH-DR-	46-C (L/R)	91-C (L/R)	137-C (L/R)
Drawer [Figure 11 : BCH-DR-137-C] w: BCH-DR- 46-C : 451 BCH-DR- 46-L/R : 453 BCH-DR- 91-C : 906 BCH-DR- 91-L/R : 908 BCH-DR-137-C : 1361 BCH-DR-137-L/R : 1363 d: 514 h: 302 *Accessory: two trays (w: 386~645 d: 240 h: 75) (one in case of BCH-DR-46)	Oak				
	Walnut				
	Color				

CD/DVD Tray		CDL-46	CDH-46	CDL-91	CDH-91	CDL-137	CDH-137
[Figure 12]							

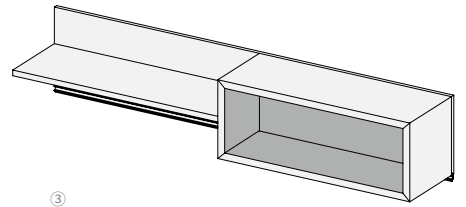
*CDL for a base cabinet L drawer; CDH for a base cabinet H drawer (with / without a slit)



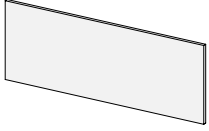
1



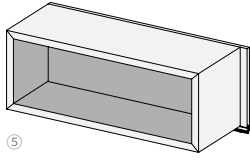
2



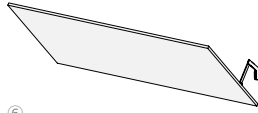
3



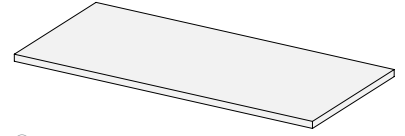
4



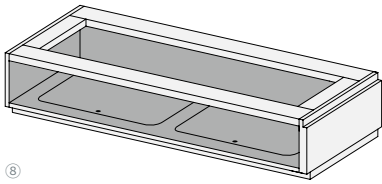
5



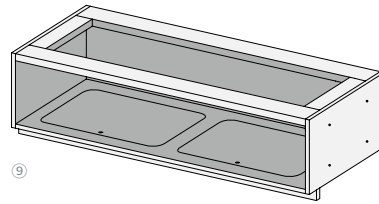
6



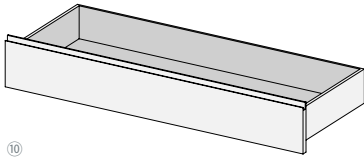
7



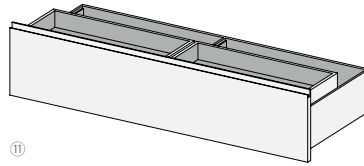
8



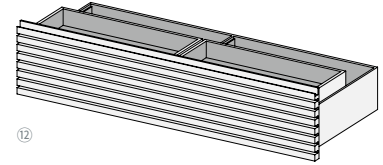
9



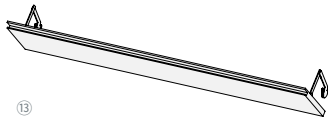
10



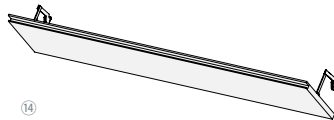
11




12




13



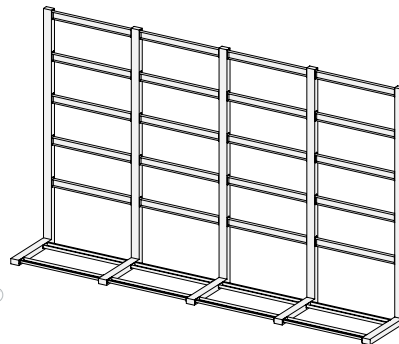
14



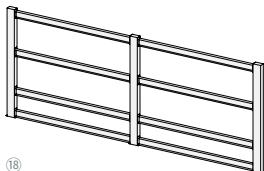
15



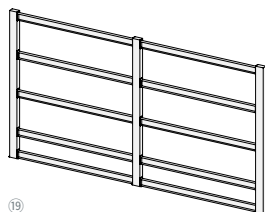
16



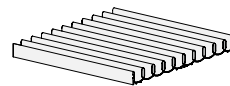
17



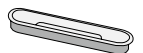
18



19



20



21

BARCA

Barca means a boat in Italian. The shape of the shell looking like a boat can change as you wish by moving the 28 pieces of sliding boards consisting of the shell. It was a big challenge: the sliding boards must move smoothly but maintain a posture at the same time. The chair won the best prize in International Furniture Design Competition in Asahikawa 2008 for its originality, and has grown up to be one of the iconic products to show CondeHouse's enthusiasm for design.

148



Jakob Joergensen
Denmark

MOLA

This is a sofa people want to lie onto, not just sit on. All that we can do for comfort has been done, such as the fine tuning of cushion filling, the careful selection of upholstery fabric, etc. Customers can make this sofa their own personal spaces by setting it together with other items from MOLA collection.

150



Yoshino Toshiyuki
Japan

Designer's Message

The core concept of this collection is “not furniture but a comfort space that each user can arrange. I designed this sofa as a place where people are relaxed in their own ways rather than just simply seated on. The concept is shown in the lineup of the collection. A center table is not included because it has no other choice but to be placed in front of the sofa. Instead, I added side tables, sofa side boxes, and low shelves as places to put things around the sofa. Accordingly, users can enjoy making their personal arrangement.

● Cushion

In order to finely tune the softness of the cushions, the cushion filling and upholstery material were carefully selected.

● Unit

A wide variety of arrangements according to family structure, lifestyles, etc. are possible by the wide-angle corner sofa, sofa side boxes and shelves, and side tables that can be tucked in the sofa due to its cantilever leg.

● Shelf

We need some places to put things within reach when relaxing in a sofa, and the sofa side boxes and shelves would be a good help by organizing such things neatly.



Wood coating

Japanese Oak NF/WNF/MBR/DBR/GY/DGY/BL
Walnut CW/DBR (excluding sofas)

Designer

Yoshino Toshiyuki
Japan

Fabric and leather

Fabric / leather unavailable for the items on this page

F1 Grain F2 Syuro

F3 Ultrasuede

F4 Aran, Cherock, Rivie

CL1~L4 All the leathers

*Excluding cushions

Leg colors for Side Table



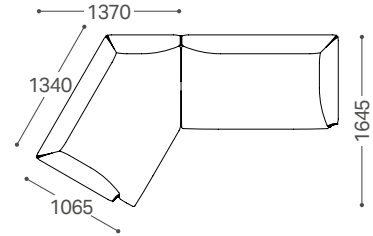
M-GY



S-GY



S-BL



152



① Japanese Oak NF Linova BU/F3



② Japanese Oak MBR Bentley BL/F5



③ Japanese Oak MBR Bentley BL/F5



④ Japanese Oak NF Sarmassa GY/F4



⑤ Japanese Oak NF Sarmassa GY/F4



⑥ Bentley GY/F5



⑦ Bentley GY/F5

F1 | F2 | F3 | F4 | F5

Sofa 200
[Image ①]

w: 2000 d: 900
h: 675 sh: 440

Japanese Oak					
--------------	--	--	--	--	--

*Feather is partially included in seat cushions. | Limit in fabric / leather |

Corner Sofa L (R)
[Image ② : R Type]

w: 1710 d: 1065
h: 675 sh: 440

Japanese Oak					
--------------	--	--	--	--	--

*Accessory: middle leg with an adjuster *Feather is partially included in seat cushions. | Limit in fabric / leather |

Ottoman
[Image ⑤]

w: 1020 d: 570
h: 415

Japanese Oak					
--------------	--	--	--	--	--

| Limit in fabric / leather |

One Arm 195 L (R)
[Image ③ : L Type]

w: 1945 d: 900
h: 675 sh: 440

Japanese Oak					
--------------	--	--	--	--	--

*Accessory: middle leg with an adjuster *Feather is partially included in seat cushions. | Limit in fabric / leather |

One Arm 150 L (R)

w: 1500 d: 900
h: 675 sh: 440

Japanese Oak					
--------------	--	--	--	--	--

*Accessory: middle leg with an adjuster *Feather is partially included in seat cushions. | Limit in fabric / leather |

One Arm 120 L (R)

w: 1200 d: 900
h: 675 sh: 440

Japanese Oak					
--------------	--	--	--	--	--

*Accessory: middle leg with an adjuster *Feather is partially included in seat cushions. | Limit in fabric / leather |

One Arm 105 L (R)
[Image ④ : L Type]

w: 1065 d: 1065
h: 675 sh: 440

Japanese Oak					
--------------	--	--	--	--	--

*Feather is partially included in seat cushions. | Limit in fabric / leather |

F1 | F2 | F3 | F4/CL1 | F5/L2 | L3 | L4

Cushion (Large)
[Image ⑥]

640 × 480

--	--	--	--	--	--

Cushion (Small)
[Image ⑦]

550 × 400


--	--	--	--	--	--



⑧ Japanese Oak NF Leg: S-GY



⑨ Walnut CW Leg: S-GY



⑩ Japanese Oak NF



⑪ Walnut CW



⑫ Walnut CW



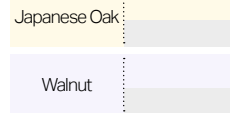
⑬ Japanese Oak NF

Round Side Table 50

[Image ⑧]

w: 500 d: 500 h: 510

| Three colors available for the leg |



Side Table 55 x 45

[Image ⑨]

w: 550 d: 450 h: 510

| Three colors available for the leg |



Sofa Box 114

[Image ⑩]

w: 1140 d: 350 h: 415

*Accessory: height adjusters



Sofa Box 114 (T)

[Image ⑪]

w: 1400 (Body 1140) d: 350 h: 630

*Accessory: height adjusters *The top board can be set in two ways: edge-to-edge in line or overhang



Sofa Box 78

[Image ⑫]

w: 780 d: 350 h: 415

*Accessory: height adjusters

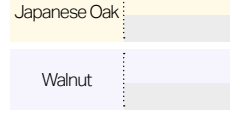


Sofa Box 78 (T)

[Image ⑬]

w: 780 d: 450 (Body 350) h: 510

*Accessory: height adjusters





Wood coating


Japanese Oak NF/WNF/MBR/DBR/GY/DGY/BL
Walnut CW/DBR

Designer

Yoshino Toshiyuki
Japan



① Japanese Oak NF



② Walnut CW



③ Japanese Oak NF

Shelf 160 (L)
[Image ①]

w: 1600 d: 350 h: 810

Japanese Oak

Walnut

*Accessory: height adjusters

Shelf 160 (M)

w: 1600 d: 350 h: 630

Japanese Oak

Walnut

*Accessory: height adjusters

Shelf 160 (S)
[Image ②]

w: 1600 d: 350 h: 450

Japanese Oak

Walnut

*Accessory: height adjusters

Shelf 120 (L)

w: 1200 d: 350 h: 810

Japanese Oak

Walnut

*Accessory: height adjusters

Shelf 120 (M)
[Image ③]

w: 1200 d: 350 h: 630

Japanese Oak

Walnut

*Accessory: height adjusters

Shelf 120 (S)

w: 1200 d: 350 h: 450

Japanese Oak

Walnut

*Accessory: height adjusters

YUKAR

The name YUKAR LUX, meaning “epic poetry” in the Ainu language, denotes our respect and gratitude toward the nature of Hokkaido. This living-room furniture collection was designed in a way to enhance the natural beauty of Hokkaido oak. The beauty essence of this collection is drawn out by the ultimate balance of the curved lines and surfaces of the sofas with a unique sitting comfort and functional tables with a wooden texture.

156

The collection was developed under the concept of “sofa for those living in high-rise apartments in urban areas” , and started off by making sofas in a width of 2000 mm to fit the elevators and doors of such apartments. The armrests were designed to turn inward, which emphasized the horizontal line in design, and led to creating a sofa of a compact size with a roomy sitting comfort. By employing this sofa in combination with the armchair, you can create a more relaxing and cozy living room.



Fukasawa Naoto
Japan



LUX

Wood coating

Japanese Oak NF/WNF/MBR/DBR/GY/DGY/BL

Designer

Fukasawa Naoto
Japan



① Japanese Oak DBR Tonica LGY/F4



② Japanese Oak WNF BQ-DBR/L3



③ Tonica LGY/F4



④ Japanese Oak WNF BQ-DBR/L3

			F1	F2	F3	F4/CL1	F5/L2	L3	L4
Sofa 200 [Image ①]	w: 2000 d: 905 h: 760 sh: 405 ah: 450	Japanese Oak							
Sofa 170	w: 1700 d: 905 h: 760 sh: 405 ah: 450	Japanese Oak							
Armchair 103 [Image ②]	w: 1030 d: 905 h: 760 sh: 405 ah: 450	Japanese Oak							
Armchair 88	w: 880 d: 905 h: 760 sh: 405 ah: 450	Japanese Oak							
Cushion [Image ③]	w: 350 d: 610 h: 170								
Ottoman 95 [Image ④]	w: 970 d: 460 h: 405	Japanese Oak							
Ottoman 80	w: 820 d: 460 h: 405	Japanese Oak							



● Sofa • Armchair

Due to the arms which are not thick and expanding inward, the sofa looks wider than the actual size. Lining up the sofas or armchairs side by side makes a big sofa set with a side table.

● Table

The living table in two sizes different in diameter and height. The smooth outline running from the top board to each leg stands out more because of its simple design overall.

158



⑤ Japanese Oak WNF



⑥ Japanese Oak DBR

Round Table 110

[Image ⑤]

dia: 1100 h: 270

Japanese Oak

*Solid wood top *Accessory: height adjusters

Round Table 85

[Image ⑥]

dia: 850 h: 340

Japanese Oak

*Solid wood top *Accessory: height adjusters

*Top board: random-match

ONE

In the same concept as the chair (Eight), Jin Kuramoto and CondeHouse developed this round table. The table made of Hokkaido oak obviously looks bold in design. It is composed of the top board of 34 mm in thick and a column-shaped center leg. The tapered leg shape is not only for design purposes but makes more space for the toes. The plain design can go with various chairs, and the top board and leg are available in different finishes, which makes the table more acceptable in public spaces as well.

159




Kuramoto Jin
Japan



Wood coating

You can select two different colors for the table top and leg.



Designer

Kuramoto Jin
Japan

Round Table:

- Japanese Oak NF / NFWNF / NFMBR / NFDDBR / NFGY / NFDGY / NFBL
- / WNF / WNFNF / WNFMBR / WNFDBR / WNFgy / WNFdgy / WNFBL
- / MBR / MBRNF / MBRWNF / MBRDBR / MBRgy / MBRdgy / MBRBL
- / DBR / DBRNF / DBRWNF / DBRMBR / DBRgy / DBRdgy / DBRBL
- / GY / GYNF / GYWNF / GYMBR / GYDBR / GYdgy / GYBL
- / DGY / DGYNF / DGYWNF / DGYMBR / DGYDBR / DGYgy / DGYBL
- / BL / BLNF / BLWNF / BLMBR / BLDBR / BLgy / BLdgy
- / OFNNF / OFNWNF / OFNMBR / OFNDBR / OFNgy / OFNdgy / OFNBL

*Wood and finish are indicated as follows: top board finish + leg finish

160 Rotating Tray:

- Japanese Oak NF / WNF / MBR / DBR / GY / DGY / BL



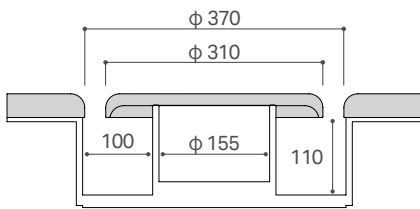
① Japanese Oak NF



② Japanese Oak WNF
The rotating tray is just placed, not fixed.



③ Compartment for a power strip



③ The cross-section drawing of the above compartment

Round Table 180 Round Table 180 H [Image ①]	dia: 1800 h: 710 <740> h2: 670 <700> *Solid wood top *Top board is sprittable. *Accessory: height adjusters, fall prevention weight (10 kg × 6) *A leg made of Beech	Japanese Oak
Round Table 150 Round Table 150 H	dia: 1500 h: 710 <740> h2: 670 <700> *Solid wood top *Accessory: height adjusters, fall prevention weight (10 kg × 4) *A leg made of Beech	Japanese Oak
Round Table 135 Round Table 135 H	dia: 1350 h: 710 <740> h2: 670 <700> *Solid wood top *Accessory: height adjusters, fall prevention weight (10 kg × 4) *A leg made of Beech	Japanese Oak
Rotating Tray 90 [Image ②]	dia: 900 h: 30	Japanese Oak
Compartment for a power strip [Image ③]	dia: 370 h: 110	

*The figures in the angle brackets express the height of H type. *Be careful when setting up and moving the table because it's very heavy. *Top board: random-match

IPPONGI

CondeHouse founder Minoru Nagahara believed that the scars and scratches of wood were beautiful because they were the proof that wood survived in the harsh nature, saying wood with such natural marks are the most beautiful thing in the world. IPPONGI collection is furniture which craftsmen preserve all scars on wood and turn such unique wood into masterpieces.



旭川工房
一本枝



IPPONGI

20



Wood coating

Oak OFN
Walnut OFN

Designer

Nagahara Minoru
(1935-2015)
Japan



Top board 200 × 90 T-shape (H=710) Walnut OFN

Description of Ippongi tables

- Made to order in size
- Top board designs: natural / straight edges (widthwise), loose curved / straight edges (depthwise), with / out a center grid.
- Leg designs: turret, T-shape, and square-pillar
- Wood: oak and walnut
- Strong wood characters such as knots are intentionally left as a design feature, but requests for wood characters are not acceptable.
- Living tables are also available.
- Please contact for more details.

164

Table top type



Table height by leg type

*Height adjusters are installed for T-shape and square-pillar legs.

*Available in three heights: 680, 710, and 740.



Turret



T-shape



Square pillar

Example for size

Top board (R) 270 × 110
Turret (H=710)

Reference
price

w: 2700 d: 1100 h: 710 h1: 670



Top board with a center grid 240 × 100
Square pillar (H=710)

Reference
price

w: 2400 d: 1000 h: 710 h1: 670

*Accessory: height adjusters



Top board 180 × 90
T-shape (H=680)

Reference
price

w: 1800 d: 900 h: 680 h1: 640

*Accessory: height adjusters



IPPONGI


20



① Walnut OFN



② Walnut OFN



③ Oak OFN



④ Oak OFN











⑤ Oak OFN



⑥ Oak OFN

Table with a center grid

It is CondeHouse craftsmanship that realizes this complicated grid consisting of so many wood pieces. The wood grid looks more like woven threads and more beautiful by setting wood pieces with straight grain up. By the combination of many different wood pieces, the top board surface shows various faces according to viewing angles. When light enters, the grid makes beautiful shadows on the floor. A top board and legs are three way miter joint, where craftsmanship is required.

Kiori Taku 144 × 84 [Image ①]	w: 1440 d: 840 h: 330	
*Accessory: height adjusters		
Kiori Taku 120 × 120 [Image ②]	w: 1200 d: 1200 h: 330	
*Accessory: height adjusters		
Kiori Taku 102 × 102	w: 1020 d: 1020 h: 330	
*Accessory: height adjusters		
Kiori Taku 78 × 78	w: 780 d: 780 h: 450	
*Accessory: height adjusters		
Nest Table [Image ③]	(L) w: 1180 d: 540 h: 350 (S) w: 1080 d: 540 h: 300	L S SET 
*Height adjusters for a large table; a top board with grid for the smaller table		
Side Board [Image ④]	w: 1700 d: 450 (Table top 380) h: 900	
*The backside is also veneered. *Accessory: shelf boards (w: 557 × 2) *Depth varies by material wood shape.		
Console Table [Image ⑤]	w: 900 d: 400 h: 900	
*The backside is also veneered. *Accessory: shelf boards (w: 583 × 2) *Depth varies by material wood shape.		
Telephone Stand [Image ⑥]	w: 700 d: 350 (Table top 330) h: 800	
*The backside is also veneered. *Accessory: shelf boards (w: 363 × 1) *Depth varies by material wood shape.		

Item List



This unique shaped sofa with its curved seating is one of the long-life products of CondeHouse. For the lifestyle of Japanese people, this sofa, good to dine and sleep on, is perfect because the boundaries are blurred between dining and living rooms. Three types of wood are available: Japanese oak, ash, and walnut.

Wood coating

Japanese Ash NF/WNF/MBR/DBR/GY/DGY/BL
 Japanese Oak NF/WNF/MBR/DBR/GY/DGY/BL
 Walnut CW/DBR

Fabric and leather

Fabric / leather unavailable for Sofa Bed, Sofa Bed (S)
 F3 Ultrasuede

Make-it-lower

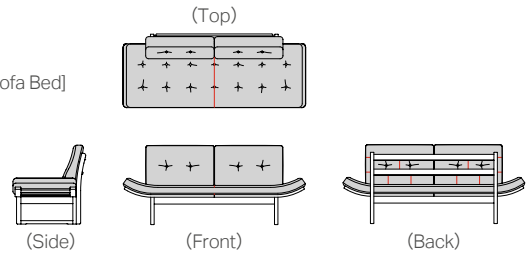
Armchair (N) : 10mm 20mm 30mm

Leather stitching

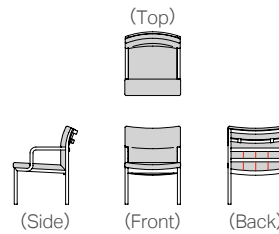


Leather stitching is applied to the following:

- Sofa Bed
- Sofa Bed (S)
- [The drawing for Sofa Bed]



- Armchair (N)



① Japanese Ash MBR MG-LGY/L3



② Japanese Ash NF Blend LGY/F2



③ Japanese Ash NF MG-LGY/L3

		F1	F2	F3	F4/CL1	F5/L2	L3	L4
Sofa Bed [Image ①] w: 1860 d: 750 h: 810 sh: 400 Limit in fabric / leather Leather stitching	Japanese Ash							
	Japanese Oak							
	Walnut							
Sofa Bed (S) [Image ②] w: 1640 d: 750 h: 810 sh: 400 Limit in fabric / leather Leather stitching	Japanese Ash							
	Japanese Oak							
	Walnut							
Armchair (N) [Image ③] w: 585 d: 645 h: 800 sh: 425 ah: 580 wt: 7.0 Leather stitching	Japanese Ash							
	Japanese Oak							
	Walnut							

RS SOFA



RS sofa is rather wide and low compared to other sofa collections. The back of the sofa is supported by a wooden vertical lattice frame that gives people an image of stability. The corner sofa is finely angled so that people sitting next to each other can talk more closely. The headrest provides neck and head support, detachable when not needed.

Wood coating

Japanese Oak NF / WNF / MBR / DBR / GY / DGY / BL

Designer

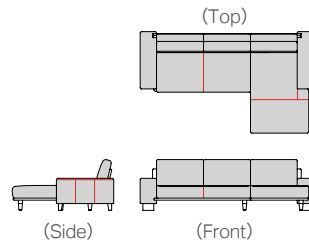
Nagahara Minoru (1935-2015)
Japan

Leather stitching

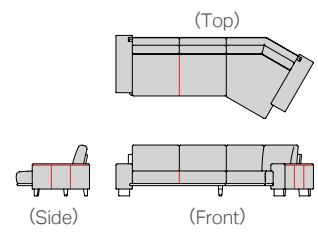


Leather stitching is applied to the following:

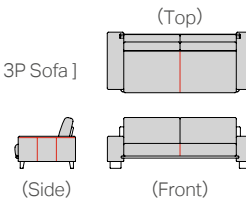
- Long Seat L (R) [The drawing for L]



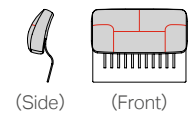
- Corner Sofa L (R) [The drawing for L]



- 3P Sofa
- 2P Sofa
- [The drawing for 3P Sofa]



- Headrest (M)



① Japanese Oak DBR Maple DBR/F3



② Japanese Oak DGY Syuro GN/F2


Long Seat L (R)

[Image ① : R type]

w: 2545 d: 1490

h: 745 sh: 365

ah: 470



*Accessory: middle legs with an adjuster | Leather stitching |


3P Sofa

[Image ②]

w: 2130 d: 890

h: 745 sh: 365

ah: 470




| Leather stitching |

2P Sofa

w: 1855 d: 890

h: 745 sh: 365

ah: 470



| Leather stitching |


Corner Sofa L (R)

[Image ③ : R type]

w: 2885 d: 1225

h: 745 sh: 365

ah: 470




*Accessory: middle legs with an adjuster | Leather stitching |

Ottoman (W)

[Image ④]

w: 855 d: 670

h: 365




Ottoman

[Image ⑤]

w: 550 d: 400

h: 365




Headrest (M)

[Image ⑥]

w: 500 d: 145

h: 400


Height including
the headrest: 980



| Leather stitching |



③ Japanese Oak NF Avance BR/F5



⑥ Japanese Oak NF Avance BR/F5



④ Japanese Oak DBR Maple DBR/F3



⑤ Japanese Oak NF Avance BR/F5



RB TABLE



A massive solid wood round table that goes up to 1800 mm in diameter, featured by the dynamic wood grain and sharply shaped edge of the top board. The metal base is available in three different colors: silver, charcoal, and black. The high table is also available with an optional cable tray, which is good for office and even home use.

Wood coating

Japanese Ash NF/WNF/MBR/DBR/GY/DGY/BL/OFN
 Japanese Oak NF/WNF/MBR/DBR/GY/DGY/BL/OFN
 Walnut CW/DBR/OFN

*OFN is not available for the rotating tray.

Designer




Sadogawa Kiyoshi
 Japan

Table leg colors



M-GY



S-GY



S-BL



① Japanese Ash OFN Legs: S-GY



172

Table 240 × 120
 Table 240 × 120 H
 Table 240 × 120 LD

w: 2400 d: 1200
 h: 710 <740> (680)
 h2: 670 <700> (640)

*Solid wood top *Accessory: height adjusters
 *Legs are splittable. | Three colors available for the leg |


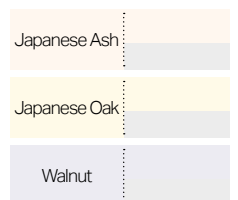


Table 220 × 120
 Table 220 × 120 H
 Table 220 × 120 LD

[Image ①]

w: 2200 d: 1200
 h: 710 <740> (680)
 h2: 670 <700> (640)

*Solid wood top *Accessory: height adjusters
 *Legs are splittable. | Three colors available for the leg |




*The figures in the angle brackets express the height of H type; ones in the parentheses express the height of LD type.
 *Top board: random-match



Round Table 180
Round Table 180 H
Round Table 180 LD
[Image ②]

dia: 1800
h: 710 <740> (680)
h2: 670 <700> (640)


*Solid wood top *Accessory: height adjusters
*The top board and legs are splittable.
| Three colors available for the leg |



Round Table 150
Round Table 150 H
Round Table 150 LD
[Image ③]

dia: 1500
h: 710 <740> (680)
h2: 670 <700> (640)


*Solid wood top *Accessory: height adjusters
*Legs are splittable. | Three colors available for the leg |



Round Table 135
Round Table 135 H
Round Table 135 LD

dia: 1350
h: 710 <740> (680)
h2: 670 <700> (640)


*Solid wood top *Accessory: height adjusters
*Legs are splittable. | Three colors available for the leg |



Round Table 120
Round Table 120 H
Round Table 120 LD

dia: 1200
h: 710 <740> (680)
h2: 670 <700> (640)


*Solid wood top *Accessory: height adjusters
*Legs are splittable. | Three colors available for the leg |



Round Table 105
Round Table 105 H
Round Table 105 LD

dia: 1050
h: 710 <740> (680)
h2: 670 <700> (640)

*Solid wood top *Accessory: height adjusters
*Legs are splittable. | Three colors available for the leg |



Round Table 90
Round Table 90 H
Round Table 90 LD

dia: 900
h: 710 <740> (680)
h2: 670 <700> (640)

*Solid wood top *Accessory: height adjusters
*Legs are splittable. | Three colors available for the leg |



*The figures in the angle brackets express the height of H type; ones in the parentheses express the height of LD type.
*Top board: random-match

RB TABLE

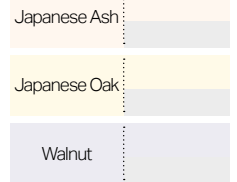


④ Japanese Oak OFN Legs: M-GY

Round High Table 180
Round High Table 180 H

dia: 1800
h: 1000 <1100>
h2: 960 <1060>

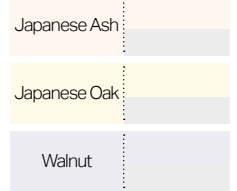
*Solid wood top *Accessory: height adjusters
*The top board and legs are splittable.
| Three colors available for the leg |



Round High Table 150
Round High Table 150 H

dia: 1500
h: 1000 <1100>
h2: 960 <1060>


*Solid wood top *Accessory: height adjusters
*Legs are splittable. | Three colors available for the leg |



Round High Table 135
Round High Table 135 H

dia: 1350
h: 1000 <1100>
h2: 960 <1060>

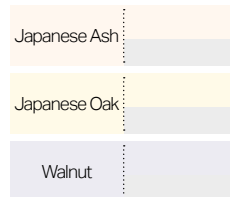
*Solid wood top *Accessory: height adjusters
*Legs are splittable. | Three colors available for the leg |



Round High Table 120
Round High Table 120 H
[Image ④ : H type]

dia: 1200
h: 1000 <1100>
h2: 960 <1060>


*Solid wood top *Accessory: height adjusters
*Legs are splittable. | Three colors available for the leg |



Round High Table 105
Round High Table 105 H

dia: 1050
h: 1000 <1100>
h2: 960 <1060>


*Solid wood top *Accessory: height adjusters
*Legs are splittable. | Three colors available for the leg |



Round High Table 90
Round High Table 90 H

dia: 900
h: 1000 <1100>
h2: 960 <1060>

*Solid wood top *Accessory: height adjusters
*Legs are splittable. | Three colors available for the leg |



*The figures in the angle brackets express the height of H type. *Top board: random-match




⑤ Japanese Oak OFN Legs: S-GY



Round Low Table 180 L
Round Low Table 180 M
Round Low Table 180 H

dia: 1800
h: 350/450/550




*Solid wood top *Accessory: height adjusters
*The top board and legs are splittable.
| Three colors available for the leg |

Round Low Table 150 L
Round Low Table 150 M
Round Low Table 150 H

[Image ⑤ : L type]


dia: 1500
h: 350/450/550



*Solid wood top *Accessory: height adjusters
*Legs are splittable. | Three colors available for the leg |

Round Low Table 135 L
Round Low Table 135 M
Round Low Table 135 H

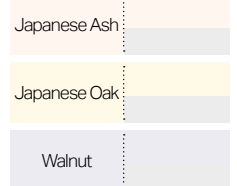
dia: 1350
h: 350/450/550



*Solid wood top *Accessory: height adjusters
*Legs are splittable. | Three colors available for the leg |

Round Low Table 120 L
Round Low Table 120 M
Round Low Table 120 H

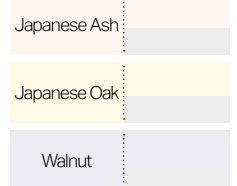
dia: 1200
h: 350/450/550



*Solid wood top *Accessory: height adjusters
*Legs are splittable. | Three colors available for the leg |

Round Low Table 105 L
Round Low Table 105 M
Round Low Table 105 H

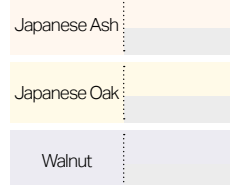
dia: 1050
h: 350/450/550



*Solid wood top *Accessory: height adjusters
*Legs are splittable. | Three colors available for the leg |

Round Low Table 90 L
Round Low Table 90 M
Round Low Table 90 H

dia: 900
h: 350/450/550



*Solid wood top *Accessory: height adjusters
*Legs are splittable. | Three colors available for the leg |

*The three figures separated by slashes (from left to right) for h are the heights of L, M and H type tables.

*Top board: random-match

RB TABLE



⑥ The rotating tray is just placed, not fixed.

176



⑦ Cable Tray and Cover for the round table
(Image on right: a tray for wires and wiring covers)

Rotating Tray 90

[Image ⑥]

dia: 900 h: 45

Japanese Ash

Japanese Oak

Walnut

Cable Tray and Cover for the round table

[Image ⑦]

dia: 195 h: 70
Tray dia: 400 t: 15

Japanese Ash

Japanese Oak

Walnut

Hole-processing on the top board, a tray for wires, and wiring covers (eight)
*The tray and covers are finished in the same color.



The shape of the sofa is designed based on ergonomics but still looks elegant. The hardness of the seat, the thickness of the cushion, and the angle of the backrest, everything is carefully calculated in order to reach maximum comfort.

Wood coating

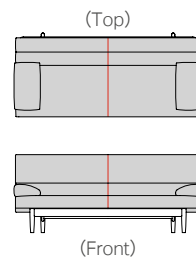
Oak NF/WNF/MBR/DBR/GY/DGY/BL

Leather stitching



Leather stitching is applied to the following:

- 3P Sofa
 - 2P Sofa
- [The drawing for 3P Sofa]



Designer



Ebina Noriyuki
Japan

178



① Oak NF Magnolia GY/F4



② Oak MBR MG-LGY/L3



③ Oak NF Magnolia GY/F4




④ Oak NF



3P Sofa
[Image ①]


w: 1900 d: 860
h: 800 sh: 380
ah: 480



*The arm cushions are movable. | Leather stitching |

2P Sofa
[Image ②]


w: 1600 d: 860
h: 800 sh: 380
ah: 480



*The arm cushions are movable. | Leather stitching |


Ottoman
[Image ③]

w: 650 d: 500
h: 380



Coffee Table 110 × 50
[Image ④]


w: 1100 d: 500 h: 380



*Top board: slip-match



ECLIPSE | Eclipse




Oak NF



TV Lowboard TV- 160

w: 1600 d: 450 h: 450



*The backside is also veneered.

*Accessory: t8 glass shelves (w: 488 × 2)

SL TABLE



This leg shape is common, may look nothing special at first glance. What makes this table unique is the legs made of wood, though this type of table legs are made of metal in most cases. Anticipating users will feel the table legs with their toes, we elaborated the shape of the leg surface to make a good touch. Two heights (710 mm or 740 mm) and an optional cable tray are available.

Wood coating

Japanese Oak NF/NFWNF/NFMBR/NFDBR/NFGY/NFDGY/NFBL
 /WNF/WNFNF/WNFMBR/WNFDBR/WNFGY/WNFDGY/WNFBL
 /MBR/MBRNF/MBRWNF/MBRDBR/MBRGY/MBRDGY/MBRBL
 /DBR/DBRNF/DBRWNF/DBRMBR/DBRGY/DBRDGY/DBRBL
 /GY/GYNF/GYWNF/GYMBR/GYDBR/GYDGY/GYBL
 /DGY/DGYNF/DGYWNF/DGYMBR/DGYDBR/DGYGY/DGYBL
 /BL/BLNF/BLWNF/BLMBR/BLDBR/BLGY/BLDGY
 /OFN/OFNNF/OFNWNF/OFNMBR/OFNDBR/OFNGY/OFNDGY/OFNBL
 Walnut CW/CWDBR/DBR/DBRCW/OFN/OFNCW/OFNDBR

*Wood and finish are indicated as follows: top board finish + leg finish
 *Japanese oak is available for legs in any color at the price of walnut.

Table leg positions



(outside)




(inside)

Basic specification

- *Solid wood top
- *Accessory: height adjusters, reinforcement back beam (for ones wider than 1700)

180



Japanese Oak MBRBL



Japanese Oak WNFGY



four-piece type for the top board of 2500 - 2700

Solid Wood Table / Solid Wood Table H

w:	1500	1600	1700	1800	1900	2000	2100	2200	2300	2400
d: 850	Japanese Oak Walnut									
d: 900	Japanese Oak Walnut									
d: 950	Japanese Oak Walnut									
d: 1000	Japanese Oak Walnut									
d: 1100	Japanese Oak Walnut									
d: 1200	Japanese Oak Walnut									
h: 710 <740> h2: 675 <705> h3: 635 <665>										
wbl (inside / outside) : 1000/1220 1100/1320 1200/1420 1400/1620 1600/1820										

181

w:	2500	2600	2700
d: 850	Walnut		
d: 900	Walnut		
d: 950	Walnut		
h: 710 <740> h2: 675 <705> h3: 635 <665>			
wbl (inside / outside) : 1800/2020			

w:	2500	2600	2700
d: 1000	Walnut		
d: 1100	Walnut		
d: 1200	Walnut		
h: 710 <740> h2: 675 <705> h3: 635 <665>			
wbl (inside / outside) : 1800/2020			

Cable Tray

h2 including the cable tray: 605 <635>	four-piece type for the top board of 2500-2700	w: 1240 d: 110 h: 80
	three-piece type for the top board of 2000-2400	w: 930 d: 110 h: 80
	two-piece type for the top board of 1500-1900	w: 620 d: 110 h: 80

An optional set of hole-processing on the top board and a cable tray and cover (made of solid wood)
*The tray cover is made of the same wood; finished in the same color as the top board.

*The figures in the angle brackets express the height of H type.

*h3: height from the floor to the top beam of the legs *Top board: random-match

SP TABLE



This is a solid wood table customizable size-wise. The feature is its joint. In most cases, wood pieces are connected horizontally (they are lined up in the long-side direction), but this is otherwise, connected vertically. Master craftsmen familiar with the characters of Japanese ash, Japanese oak, and walnut choose the best materials wisely and join them. The top board looks sharp and massive by cutting the side surface at an appropriate angle.

Wood coating

Japanese Ash NF/WNF/MBR/DBR/GY/DGY/BL/OFN
 Japanese Oak NF/WNF/MBR/DBR/GY/DGY/BL/OFN
 Walnut CW/DBR/OFN

Height

Solid Wood Table L 400
 Solid Wood Table LD 680
 Solid Wood Table D 710
 Solid Wood Table H 740

Basic specification

*Solid wood top
 *Accessory: height adjusters

Make-it-lower

Table: **10mm** **20mm**


Top board

The top boards of SP tables are made with many pieces of characteristic solid wood boards to give unique expressions.

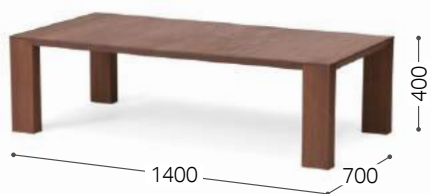
182



Walnut OFN



Walnut OFN



Walnut OFN



Japanese Ash WNF

	Japanese Ash
w: 800 d: 800	Japanese Oak
	Walnut

h: 400/680/710/740
 h1: 365/645/675/705
 h2: 335/615/645/675
 wbl: 575

	Japanese Ash
w: 900 d: 900	Japanese Oak
	Walnut

h: 400/680/710/740
 h1: 365/645/675/705
 h2: 335/615/645/675
 wbl: 675

	Japanese Ash
w: 1000 d: 1000	Japanese Oak
	Walnut

h: 400/680/710/740
 h1: 365/645/675/705
 h2: 335/615/645/675
 wbl: 775

	Japanese Ash
w: 1100 d: 1100	Japanese Oak
	Walnut

h: 400/680/710/740
 h1: 365/645/675/705
 h2: 335/615/645/675
 wbl: 875

*The four figures separated by slashes (from left to right) for h, h1 and h2 are the heights of L, LD, D, and H type tables, respectively.
 *Top board: random-match

w:		1500	1600	1700	1800	1900	2000	2100	2200	2300	2400
d: 850	Japanese Ash										
	Japanese Oak										
	Walnut										
d: 900	Japanese Ash										
	Japanese Oak										
	Walnut										
d: 950	Japanese Ash										
	Japanese Oak										
	Walnut										
d: 1000	Japanese Ash										
	Japanese Oak										
	Walnut										
d: 1100	Japanese Ash										
	Japanese Oak										
	Walnut										
d: 1200	Japanese Ash										
	Japanese Oak										
	Walnut										

h: 400/680/710/740 h1: 360/640/670/700 h2: 335/615/645/675

wbl:	1275	1375	1475	1575	1675	1775	1875	1975	2075	2175
------	------	------	------	------	------	------	------	------	------	------

w:		1100	1200	1300	1400
d: 550	Japanese Ash				
	Japanese Oak				
	Walnut				
d: 600	Japanese Ash				
	Japanese Oak				
	Walnut				

		1100	1200	1300	1400
d: 650	Japanese Ash				
	Japanese Oak				
	Walnut				
d: 700	Japanese Ash				
	Japanese Oak				
	Walnut				

h: 400/680/710/740 h1: 365/645/675/705 h2: 335/615/645/675

wbl:	875	975	1075	1175
------	-----	-----	------	------

h: 400/680/710/740 h1: 365/645/675/705 h2: 335/615/645/675

wbl:	875	975	1075	1175
------	-----	-----	------	------

*The four figures separated by slashes (from left to right) for h, h1 and h2 are the heights of L, LD, D, and H type tables, respectively.
 *Top board: random-match

OT TABLE



This is also size-wise customizable table, though not solid-wood but veneered. The same as other products, it's made of high-quality materials and designed with close attention to detail, such as a massive 40 mm top board, carefully arranged woodgrain, and round-shaped legs. The simple appearance fits well with CondeHouse's standard dining chairs.

Wood coating

Japanese Ash NF/WNF/MBR/DBR/GY/DGY/BL
 Japanese Oak NF/WNF/MBR/DBR/GY/DGY/BL
 Walnut CW/DBR

Height

Table L 400
 Table LD 680
 Table D 710
 Table H 740

Make-it-lower

Table: **10mm** **20mm**


Basic specification

*Accessory: height adjusters




Width (w)	Depth (d)	Material	Height (h)	Height 1 (h1)	Width (wbl)
800	800	Japanese Ash / Japanese Oak / Walnut	400/680/710/740	360/640/670/700	650
900	900	Japanese Ash / Japanese Oak / Walnut	400/680/710/740	360/640/670/700	750
1000	1000	Japanese Ash / Japanese Oak / Walnut	400/680/710/740	360/640/670/700	850
1100	1100	Japanese Ash / Japanese Oak / Walnut	400/680/710/740	360/640/670/700	950

*The four figures separated by slashes (from left to right) for h and h1 are the heights of L, LD, D, and H type tables, respectively.
 *Top board: random-match



h: 400/680/710/740 h1: 360/640/670/700



h: 400/680/710/740 h1: 360/640/670/700

h: 400/680/710/740 h1: 360/640/670/700

wbl: 950 | 1050 | 1150 | 1250

wbl: 950 | 1050 | 1150 | 1250

*The four figures separated by slashes (from left to right) for h and h1 are the heights of L, LD, D, and H type tables, respectively.
 *Top board: random-match



CondeHouse founder Minoru Nagahara designed this table on the inspiration from pinwheels, a toy that originated in the United States. The top board is veneered, and only the edge part is solid wood shaped like that of a plate, which works to make it light and easy to carry.

Wood coating

Japanese Ash NF/WNF/MBR/DBR/GY/DGY/BL
 Japanese Oak NF/WNF/MBR/DBR/GY/DGY/BL
 Walnut CW/DBR

Designer

Nagahara Minoru
 (1935-2015)
 Japan

186



① Japanese Oak NF



② Japanese Oak NF




③ Japanese Ash NF



Round Table 50 (L)

[Image ①]


dia: 500 h: 450



Round Table 50 (M)

[Image ②]

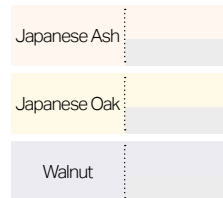
dia: 500 h: 350



Round Table 70 (M)

[Image ③]

dia: 700 h: 400





This table is inspired by the geographic feature of the same name. The table top has a thickness of 25 mm, and a canyon is carefully crafted right in the middle. The tabletop tapered to the edge is connected with the wood legs using stainless steel, which creates a look of floating.

Wood coating

Japanese Oak NF/WNF/MBR/DBR/GY/DGY/BL/OFN
Walnut CW/DBR/OFN

Make-it-lower

Table: **10mm** **20mm**

Canyon

The surface of the canyon part is hairline finished. No-canyon type is also available (the same in price).



Solid Wood Table 240 × 100
Solid Wood Table 240 × 100 H

[Image ①]

w: 2400 d: 1000 h: 710 <740> h1: 675 <705>
h2: 625 <655> wb: 1570 h3: 585 <615>

*Solid wood top with cross beams
*Accessory: height adjusters

Japanese Oak	
Walnut	

Solid Wood Table 210 × 95
Solid Wood Table 210 × 95 H

w: 2100 d: 950 h: 710 <740> h1: 675 <705>
h2: 625 <655> wb: 1370 h3: 585 <615>

*Solid wood top with cross beams
*Accessory: height adjusters

Japanese Oak	
Walnut	

Solid Wood Table 180 × 90
Solid Wood Table 180 × 90 H

w: 1800 d: 900 h: 710 <740> h1: 675 <705>
wb: 1300 h3: 585 <615>

*Solid wood top *Accessory: height adjusters

Japanese Oak	
Walnut	

*The figures in the angle brackets express the height of H type.

*h3: height from the floor to the top beam of the legs *Top board: random-match



A stackable work of art designed by a Finnish designer, Mikko Halonen. KIILA is a chair designed to maximize the relaxation of all who sit in it. A gently-sloping line can be seen from the armrests all the way to the backrest. The chair was a finalist in the International Furniture Design Competition in Asahikawa in 2011. A choice of a wooden or upholstered seat is available. It is made of the finest Japanese ash.

Wood coating

Japanese Ash NF/WNF/MBR/DBR/GY/DGY/BL

Make-it-lower

Chair: **10mm** **20mm** **30mm**

Fabric and leather

Fabric / leather unavailable for Stacking Chair UB

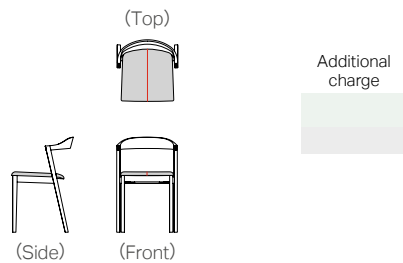
- L2 RK
- L4 GR

Leather stitching



You can make it no-stitching with additional charge. Leather stitching is applied to the following:

- Stacking Chair (Upholstered Seat)
 - Stacking Chair H (Upholstered Seat)
 - Stacking Chair UB (Upholstered Seat)
 - Stacking Chair UB H (Upholstered Seat)
- [The drawing for Stacking Chair (Upholstered Seat)]



Designer



Mikko Halonen
Finland



① Japanese Ash NF RK-BL/L2



② Japanese Ash NF



③ Japanese Ash DGY Tonica DGY/F4



④ Japanese Ash GY MG-LGY/L3





		F1	F2	F3	F4 / CL1	F5 / L2	L3	L4
Stacking Chair (Upholstered Seat) Stacking Chair H (Upholstered Seat) [Image ①]	w: 470 d: 485 h: 720 <740> sh: 450 <470> ah: 650 <670> wt: 4.5	Japanese Ash						
		*Stackable up to 4						
Stacking Chair (Wooden Seat) Stacking Chair H (Wooden Seat) [Image ②]	w: 470 d: 480 h: 720 <740> sh: 430 <450> ah: 650 <670> wt: 4.5						Japanese Ash	
		*Stackable up to 4						
Stacking Chair UB (Upholstered Seat) Stacking Chair UB H (Upholstered Seat) [Image ③]	w: 470 d: 485 h: 720 <740> sh: 450 <470> ah: 650 <670> wt: 4.5	Japanese Ash						
		*Stackable up to 4						
Stacking Chair UB (Wooden Seat) Stacking Chair UB H (Wooden Seat) [Image ④]	w: 470 d: 480 h: 720 <740> sh: 430 <450> ah: 650 <670> wt: 4.5	Japanese Ash						
		*Stackable up to 4						
Dolly [Image ⑤]								
		w: 600 d: 900 h: 685						
							MDF	
		*Stackable up to 10						

*The figures in the angle brackets express the height of H type.



KYOBASHI collection was born in a project to renovate the Artizon Museum in Tokyo. Designer Hiroshi Yoneya designed the chair to be simple; the height of the back to be lower than the tables in the museum, so that it would provide a sense of quietness and would not ruin the atmosphere of the museum even if the museum rooms are equipped with plenty of the chairs. The chair is made of Japanese oak, and is available in seven different colors. The fabric or leather on the seat plate is replaceable. A very simple yet still comfortable chair that would suit various situations including but not limited to public facilities and homes.

Wood coating

Japanese Oak NF/WNF/MBR/DBR/GY/DGY/BL

Make-it-lower

Chair: **10mm** **20mm** **30mm**

Designer



TONERICO:INC
Yoneya Hiroshi
Japan

Covering seat

The seat upholstery is removable for easy maintenance.




190



① Japanese Oak GY MG-KGY/L3



② Japanese Oak DBR Like DGY/F3



			F1	F2	F3	F4/CL1	F5/L2	L3	L4	
Armchair Armchair H [Image ①]	w: 610 d: 525 h: 680 (700) sh: 440 (460) wt: 6.0 Covering seat	Japanese Oak								
		Only covering seat								
Side Chair Side Chair H [Image ②]	w: 480 d: 480 h: 680 (700) sh: 440 (460) wt: 5.5 Covering seat	Japanese Oak								
		Only covering seat								

*The figures in the angle brackets express the height of H type.

CRUST




Japan Creative was founded in 2011 to deliver “a new value of Japanese craftsmanship” to the world by developing products through cooperation of Japanese manufacturers and both local and overseas creators. In their 23rd project with a theme of woodworking, CondeHouse collaborated with Raw-Edges, which resulted in a new proposal of stools and tables at the Milan Design Week - The Crust collection

Wood coating

Japanese Oak WNF / WNFMBR / WNFDBR / WNFGY / WNFDGY / WNFBL

*Wood and finish are indicated as follows: wood + top board finish + casing leg finish



Designer



Raw-Edges
United Kingdom

Make-it-lower

Stool: **10mm** **20mm** **30mm**

High Stool: up to 150 mm in 10 mm increments



① Japanese Oak WNFGY



② Japanese Oak WNFBL



③ Japanese Oak WNFDGY



191

Stool

[Image ①]

w: 415 d: 410
h: 475 sh: 450 wt: 4.5

Japanese Oak

*Solid wood seat

High Stool

[Image ②]

w: 415 d: 410
h: 675 sh: 650 wt: 5.0

Japanese Oak

*Solid wood seat

Table 80 × 42

[Image ③]

w: 800 d: 420
h: 370 h4: 350

Japanese Oak

*Solid wood top

*h4: floor-to-tabletop height



This modern Japanese style sofa is designed by Fumio Enomoto, in line with the Japanese image: organizing, compact, and quiet. Feathers are partially used in the seat cushions to increase comfort. The cushions and sofa itself can be made in different fabrics or leather to satisfy all tastes.

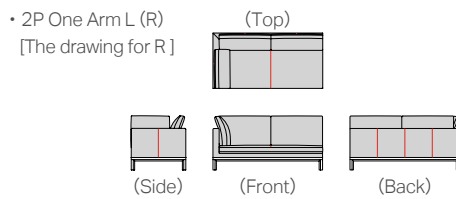
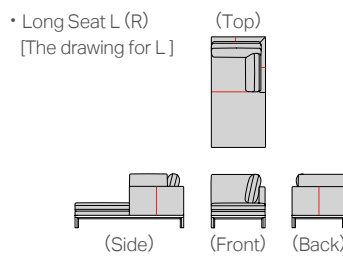
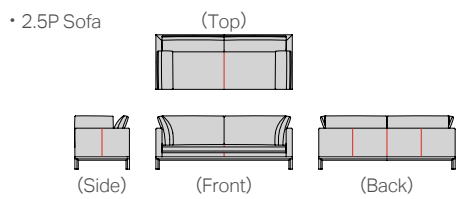
Wood coating

Japanese Oak NF/WNF/MBR/DBR/GY/DGY/BL
Walnut CW/DBR

Leather stitching



Leather stitching is applied to the following:



Designer



Enomoto Fumio
Japan



① Japanese Oak GY Maple DBG/F3
Maple BU/F3 [Cushion]




② Japanese Oak DBR Biro GY/F4



③ Japanese Oak DBR Biro GY/F4

F1 | F2 | F3 | F4 / CL1 | F5 / L2 | L3 | L4

2.5P Sofa



| Leather stitching |

**2.5P Sofa
Back and Seat Cushions**




*Feather is partially included in seat cushions. | Leather stitching |

**2.5P Sofa
with Back and Seat
Cushions**


w: 2000 d: 800
h: 780 sh: 360
ah: 600

[Image ①]



193

Long Seat L (R)



| Leather stitching |

**Long Seat L (R)
Back and Seat Cushions**




*Feather is partially included in seat cushions. | Leather stitching |


**Long Seat L (R)
with Back and Seat
Cushions**

w: 800 d: 1600
h: 780 sh: 360
ah: 600

[Image ② : R type]




2P One Arm L (R)



| Leather stitching |

**2P One Arm L (R)
Back and Seat Cushions**




*Feather is partially included in seat cushions. | Leather stitching |

**2P One Arm L (R)
with Back and Seat
Cushions**


w: 1600 d: 800
h: 780 sh: 360
ah: 600

[Image ③ : L type]





④ Japanese Oak NF Vina LBE/F4



⑤ Biro GY/F4



⑥ Vina LBE/F4

		F1	F2	F3	F4 / CL1	F5 / L2	L3	L4																		
Ottoman		<table border="1"> <tr> <td>Japanese Oak</td> <td></td><td></td><td></td><td></td><td></td><td></td><td></td><td></td> </tr> <tr> <td>Walnut</td> <td></td><td></td><td></td><td></td><td></td><td></td><td></td><td></td> </tr> </table>							Japanese Oak									Walnut								
Japanese Oak																										
Walnut																										
Ottoman Seat Cushion		<table border="1"> <tr> <td></td> <td></td><td></td><td></td><td></td><td></td><td></td><td></td><td></td> </tr> <tr> <td></td> <td></td><td></td><td></td><td></td><td></td><td></td><td></td><td></td> </tr> </table>																								
		*Feather is partially included in seat cushions.																								
Ottoman with Seat Cushion [Image ④]	w: 800 d: 800 h: 360	<table border="1"> <tr> <td>Japanese Oak</td> <td></td><td></td><td></td><td></td><td></td><td></td><td></td><td></td> </tr> <tr> <td>Walnut</td> <td></td><td></td><td></td><td></td><td></td><td></td><td></td><td></td> </tr> </table>							Japanese Oak									Walnut								
Japanese Oak																										
Walnut																										
Headrest [Image ⑤]	w: 700 d: 140 h: 800 Height including the headrest: 1000	<table border="1"> <tr> <td></td> <td></td><td></td><td></td><td></td><td></td><td></td><td></td><td></td> </tr> <tr> <td></td> <td></td><td></td><td></td><td></td><td></td><td></td><td></td><td></td> </tr> </table>																								
Arm Cushion [Image ⑥]	540 × 420	<table border="1"> <tr> <td></td> <td></td><td></td><td></td><td></td><td></td><td></td><td></td><td></td> </tr> <tr> <td></td> <td></td><td></td><td></td><td></td><td></td><td></td><td></td><td></td> </tr> </table>																								



Designed by Motomi Kawakami is a modular sofa expressing the Japanese culture. The technical feature is three way miter joints to make the sturdy frame. The cushion is made of feather and urethane foam for maximum comfort. QUODO is available in Japanese ash or walnut.

Wood coating

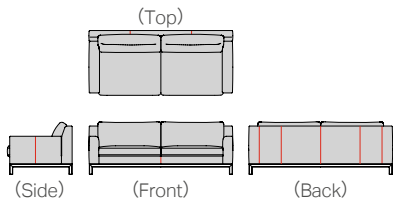
Japanese Ash NF/WNF/MBR/DBR/GY/DGY/BL
Walnut CW/DBR

Leather stitching

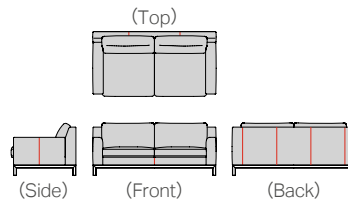


Leather stitching is applied to the following:

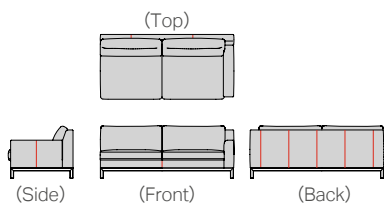
- Sofa 210



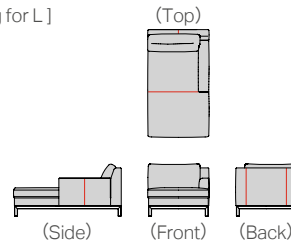
- Sofa 180



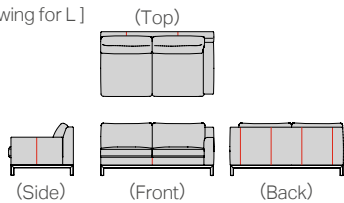
- One Arm 195 L (R)
[The drawing for L]



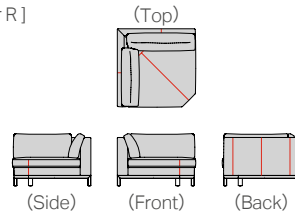
- Long Seat 157 L (R)
[The drawing for L]



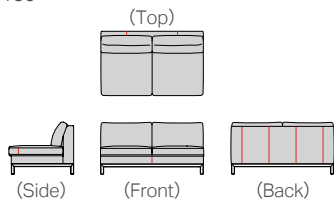
- One Arm 165 L (R)
[The drawing for L]



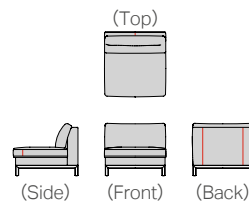
- Corner Sofa L (R)
[The drawing for R]



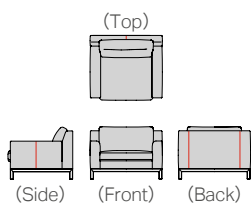
- Armless 150



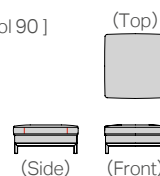
- Armless 90
- Armless 75
[The drawing for Armless 90]



- Armchair



- Stool 90
- Stool 75
[The drawing for Stool 90]



Designer



Kawakami Motomi
Japan





① Japanese Ash NF Bentley GY/F5



② Japanese Ash MBR Bentley BR/F5



③ Japanese Ash NF KS-LGY/L3

			F1	F2	F3	F4/CL1	F5/L2	L3	L4
Sofa 210 [Image ①] w: 2110 d: 950 h: 770 sh: 420 ah: 560 *Accessory: height adjusters Leather stitching *Feather is partially included in seat cushions.	Japanese Ash								
	Walnut								
Sofa 180 w: 1810 d: 950 h: 770 sh: 420 ah: 560 *Accessory: height adjusters Leather stitching *Feather is partially included in seat cushions.	Japanese Ash								
	Walnut								
Seat Option for Sofa 180	*There is an option of changing the separated seating cushions to a single-piece seating cushion. Leather stitching								
Long Seat 157 L (R) [Image ② : R type] w: 900 d: 1580 h: 770 sh: 420 ah: 560 *Accessory: height adjusters Leather stitching *Feather is partially included in seat cushions.	Japanese Ash								
	Walnut								
One Arm 195 L (R) [Image ③ : R type] w: 1960 d: 950 h: 770 sh: 420 ah: 560 *Accessory: height adjusters Leather stitching *Feather is partially included in seat cushions.	Japanese Ash								
	Walnut								
One Arm 165 L (R) w: 1660 d: 950 h: 770 sh: 420 ah: 560 *Accessory: height adjusters Leather stitching *Feather is partially included in seat cushions.	Japanese Ash								
	Walnut								
Seat Option for One Arm 165 L (R)	*There is an option of changing the separated seating cushions to a single-piece seating cushion. Leather stitching								



④ Japanese Ash NF KS-LGY/L3



⑤ Walnut CW KS-BL/L3



⑥ Japanese Ash DGY BQ-GBE/L3



⑦ Japanese Ash NF KS-LGY/L3



⑧ Japanese Ash DGY Fine GY/F5

		F1	F2	F3	F4/CL1	F5/L2	L3	L4
Corner Sofa L (R) [Image ④ : R type] *Accessory: height adjusters Leather stitching *It is necessary to select L or R appropriately for the correct direction of fabric patterns. *Feather is partially included in seat cushions.	w: 1150 d: 1150 h: 770 sh: 420	Japanese Ash						
		Walnut						
Armchair [Image ⑤] *Accessory: height adjusters Leather stitching *Feather is partially included in seat cushions.	w: 1060 d: 950 h: 770 sh: 420 ah: 560	Japanese Ash						
		Walnut						
Armless 150 [Image ⑥] *Accessory: height adjusters Leather stitching *Feather is partially included in seat cushions.	w: 1500 d: 950 h: 770 sh: 420	Japanese Ash						
		Walnut						
Seat Option for Armless 150		*There is an option of changing the separated seating cushions to a single-piece seating cushion. Leather stitching						
Armless 90 [Image ⑦] *Accessory: height adjusters Leather stitching *Feather is partially included in seat cushions.	w: 900 d: 950 h: 770 sh: 420	Japanese Ash						
		Walnut						
Armless 75 [Image ⑧] *Accessory: height adjusters Leather stitching *Feather is partially included in seat cushions.	w: 750 d: 950 h: 770 sh: 420	Japanese Ash						
		Walnut						




⑨ Japanese Ash MBR Bentley BR/F5



⑩ Japanese Ash DGY Bentley BR/F5



⑪ BQ-GBE/L3



⑫ Walnut CW



⑬ Japanese Ash NF



⑭ Japanese Ash DGY

			F1	F2	F3	F4/CL1	F5/L2	L3	L4
Stool 90 [Image ⑨] w: 900 d: 950 h: 420 *Accessory: height adjusters Leather stitching *Feather is partially included in seat cushions.	Japanese Ash								
	Walnut								
Stool 75 [Image ⑩] w: 750 d: 630 h: 420 *Accessory: height adjusters Leather stitching *Feather is partially included in seat cushions.	Japanese Ash								
	Walnut								
Headrest [Image ⑪] w: 640 d: 190 h: 800 Height including the headrest: 1020									
Table 110 × 55 [Image ⑫] w: 1100 d: 550 h: 350 *Accessory: height adjusters	Japanese Ash								
	Walnut								
Table 91 × 91 [Image ⑬] w: 915 d: 915 h: 350 *Accessory: height adjusters	Japanese Ash								
	Walnut								
Table 91 × 40 [Image ⑭] w: 915 d: 400 h: 350 *Accessory: height adjusters	Japanese Ash								
	Walnut								

*Top board: random-match

KOTAN



Kotan means “village” in the Ainu language, representing the chair’s origin: made-in Japan’s northernmost island, Hokkaido; made-of locally grown natural Japanese ash. Designer Naoto Fukasawa aims to eliminate all non-necessary items in the production and design of the chair while achieving strength, comfort, and lightness. The versatile use and unobtrusive design allow the chair to fit into any residential or public environment.

Wood coating


Japanese Ash NF/WNF/MBR/DBR/GY/DGY/BL

Make-it-lower

Chair, Stool: **10mm** **20mm** **30mm**

High Chair, High Stool: up to 150 mm in 10 mm increments

Table base colors



M-GY

S-GY

S-BL

Linoleum colors



4176

4175

4154

4179

4174

4023

Leather stitching



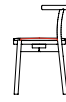
You can make it no-stitching with additional charge. Leather stitching is applied to the following:

- Chair (Upholstered Seat)
 - Chair H (Upholstered Seat)
 - Stool (Upholstered Seat)
 - Stool H (Upholstered Seat)
 - High Chair (Upholstered Seat)
 - High Chair H (Upholstered Seat)
 - High Stool (Upholstered Seat)
 - High Stool H (Upholstered Seat)
- [The drawing for Chair (Upholstered Seat)]

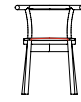
Additional charge



(Top)



(Side)



(Front)

Designer



Fukasawa Naoto
with Tsuchida Hiroyuki
Japan

200



Stackable up to 6



⑦ Japanese white birch laminated veneer lumber DGY





① Japanese Ash WNF BQ-DBR/L3



② Japanese Ash MBR



③ Japanese Ash GY (4023)



④ Japanese Ash BL BQ-BL/L3



⑤ Japanese Ash BL



⑥ Japanese Ash WNF (4175)

		F1	F2	F3	F4/CL1	F5/L2	L3	L4
Chair (Upholstered Seat) Chair H (Upholstered Seat) [Image ①]	w: 560 d: 495 h: 700 <720> sh: 440 <460> wt: 4.5							
		*Stackable up to 6 Leather stitching						
Chair (Wooden Seat) Chair H (Wooden Seat) [Image ②]	w: 560 d: 495 h: 700 <720> sh: 420 <440> wt: 4.5							
		*Stackable up to 6						
Chair (Linoleum) Chair H (Linoleum) [Image ③]	w: 560 d: 495 h: 700 <720> sh: 420 <440> wt: 4.5							
		*The linoleum seat is available in 6 colors. *Stackable up to 6						
Stool (Upholstered Seat) Stool H (Upholstered Seat) [Image ④]	w: 425 d: 425 h: 440 <460> wt: 3.5							
		*Stackable up to 6 Leather stitching						
Stool (Wooden Seat) Stool H (Wooden Seat) [Image ⑤]	w: 420 d: 420 h: 420 <440> wt: 3.5							
		*Stackable up to 6						
Stool (Linoleum) Stool H (Linoleum) [Image ⑥]	w: 420 d: 420 h: 420 <440> wt: 3.5							
		*The linoleum seat is available in 6 colors. *Stackable up to 6						
Dolly [Image ⑦]	w: 625 d: 625 h: 115							

*The carrier of kotan (chairs and stools) stackable up to 6 in all

*The figures in the angle brackets express the height of H type.



⑧ Japanese Ash GY Legs: M-GY



⑨ Japanese Ash WNF Legs: M-GY

Round Table 120 Round Table 120 H [Image ⑧]	dia: 1200 h: 710 <740> *Accessory: height adjusters Three colors available for the base part	
Round Table 120 (Linoleum) Round Table 120 H (Linoleum)	dia: 1200 h: 710 <740> *Accessory: height adjusters *The linoleum top board is available in 6 colors. Three colors available for the base part	
Round Table 110 Round Table 110 H	dia: 1100 h: 710 <740> *Accessory: height adjusters Three colors available for the base part	
Round Table 110 (Linoleum) Round Table 110 H (Linoleum)	dia: 1100 h: 710 <740> *Accessory: height adjusters *The linoleum top board is available in 6 colors. Three colors available for the base part	
Round Table 100 Round Table 100 H	dia: 1000 h: 710 <740> *Accessory: height adjusters Three colors available for the base part	
Round Table 100 (Linoleum) Round Table 100 H (Linoleum)	dia: 1000 h: 710 <740> *Accessory: height adjusters *The linoleum top board is available in 6 colors. Three colors available for the base part	
Round Table 90 Round Table 90 H [Image ⑨]	dia: 900 h: 710 <740> *Accessory: height adjusters Three colors available for the base part	
Round Table 90 (Linoleum) Round Table 90 H (Linoleum)	dia: 900 h: 710 <740> *Accessory: height adjusters *The linoleum top board is available in 6 colors. Three colors available for the base part	

*The figures in the angle brackets express the height of H type.



⑩ Japanese Ash WNF (4176) Legs: M-GY



⑪ Japanese Ash WNF (4023) Legs: M-GY

Round Table 80 Round Table 80 H	dia: 800 h: 710 (740) *Accessory: height adjusters Three colors available for the base part	Japanese Ash
Round Table 80 (Linoleum) Round Table 80 H (Linoleum) [Image ⑩]	dia: 800 h: 710 (740) *Accessory: height adjusters *The linoleum top board is available in 6 colors. Three colors available for the base part	Japanese Ash
Round Table 70 Round Table 70 H	dia: 700 h: 710 (740) *Accessory: height adjusters Three colors available for the base part	Japanese Ash
Round Table 70 (Linoleum) Round Table 70 H (Linoleum)	dia: 700 h: 710 (740) *Accessory: height adjusters *The linoleum top board is available in 6 colors. Three colors available for the base part	Japanese Ash
Round Table 60 Round Table 60 H	dia: 600 h: 710 (740) *Accessory: height adjusters Three colors available for the base part	Japanese Ash
Round Table 60 (Linoleum) Round Table 60 H (Linoleum) [Image ⑪]	dia: 600 h: 710 (740) *Accessory: height adjusters *The linoleum top board is available in 6 colors. Three colors available for the base part	Japanese Ash
Round Table 50 Round Table 50 H	dia: 500 h: 710 (740) *Accessory: height adjusters Three colors available for the base part	Japanese Ash
Round Table 50 (Linoleum) Round Table 50 H (Linoleum)	dia: 500 h: 710 (740) *Accessory: height adjusters *The linoleum top board is available in 6 colors. Three colors available for the base part	Japanese Ash

*The figures in the angle brackets express the height of H type.

KOTAN



⑫ Japanese Ash BL BQ-BL/L3
Optional footstep



⑬ Japanese Ash WNF



⑭ Japanese Ash WNF (4175)



⑮ Japanese Ash WNF MG-LGY/L3



⑯ Japanese Ash WNF



⑰ Japanese Ash BL (4176)
Optional footstep




⑱ Optional footstep

	F1	F2	F3	F4/CL1	F5/L2	L3	L4
High Chair (Upholstered Seat) High Chair H (Upholstered Seat) [Image ⑫ : H type]							
w: 560 d: 500 <510> h: 940 <1040> sh: 680 <780> wt: 6.0 Leather stitching							
High Chair (Wooden Seat) High Chair H (Wooden Seat) [Image ⑬]							
w: 560 d: 500 <510> h: 940 <1040> sh: 660 <760> wt: 6.0							
High Chair (Linoleum) High Chair H (Linoleum) [Image ⑭]							
w: 560 d: 500 <510> h: 940 <1040> sh: 660 <760> wt: 6.0 *The linoleum seat is available in 6 colors.							
High Stool (Upholstered Seat) High Stool H (Upholstered Seat) [Image ⑮]							
w: 440 <455> d: 440 <455> h: 680 <780> wt: 5.0 Leather stitching							
High Stool (Wooden Seat) High Stool H (Wooden Seat) [Image ⑯]							
w: 440 <455> d: 440 <455> h: 660 <760> wt: 5.0							
High Stool (Linoleum) High Stool H (Linoleum) [Image ⑰ : H type]							
w: 440 <455> d: 440 <455> h: 660 <760> wt: 5.0 *The linoleum seat is available in 6 colors.							
Optional footstep [Image ⑱]							
*Hairline finished stainless steel							

*The figures in the angle brackets express the height of H type.



⑱ Japanese Ash BL Legs: S-BL



⑳ Japanese Ash WNF (4176) Legs: M-GY



㉑ Japanese Ash WNF Legs: M-GY



㉒ Japanese Ash WNF Legs: M-GY



㉓ Japanese Ash WNF (4175) Legs: M-GY

Round High Table 60
Round High Table 60 H

[Image ⑱ : H type]

dia: 600 h: 1000 (1100)

*Accessory: height adjusters
| Three colors available for the base part |



Round High Table 60 (Linoleum)
Round High Table 60 H (Linoleum)

[Image ⑳ : H type]

dia: 600 h: 1000 (1100)

*Accessory: height adjusters *The linoleum top board is available
in 6 colors. | Three colors available for the base part |



Round Low Table 90

[Image ㉑]

dia: 900 h: 380

*Accessory: height adjusters
| Three colors available for the base part |



Round Low Table 90 (Linoleum)

dia: 900 h: 380

*Accessory: height adjusters *The linoleum top board is available
in 6 colors. | Three colors available for the base part |



Round Low Table 60

[Image ㉒]

dia: 600 h: 540

*Accessory: height adjusters
| Three colors available for the base part |



Round Low Table 60 (Linoleum)

dia: 600 h: 540

*Accessory: height adjusters *The linoleum top board is available
in 6 colors. | Three colors available for the base part |



Round Low Table 50

dia: 500 h: 480

*Accessory: height adjusters
| Three colors available for the base part |



Round Low Table 50 (Linoleum)

[Image ㉓]

dia: 500 h: 480

*Accessory: height adjusters *The linoleum top board is available
in 6 colors. | Three colors available for the base part |



*The figures in the angle brackets express the height of H type.



Cornelia is named after the famous Roman writer who changed the role of women forever. This chair is designed to have shorter armrests and a slender and simple structure. The simple and unobtrusive design allows people to stand up, sit down, and move the chair around easily.

Wood coating

Japanese Ash NF/WNF/MBR/DBR/GY/DGY/BL

Make-it-lower


Chair: **10mm** **20mm** **30mm**

Leather stitching



Leather stitching is applied to the following:

• Chair



Designer

Nagahara Minoru
(1935-2015)
Japan

206




Japanese Ash NF MG-LGY/L3



F1 | F2 | F3 | F4/CL1 | F5/L2 | L3 | L4

Chair

w: 550 d: 505
h: 745 sh: 445
ah: 665 wt: 4.5



| Leather stitching |



A legless chair inspired by the Japanese lifestyle that can be used in any scenario. Designed by CondeHouse founder Minoru Nagahara, Cohan is paired with a thick seat cushion, an ergonomic back for extra comfort, and arms integrated with the backrest to support the body when standing up.

Wood coating

Japanese Oak NF/WNF/MBR/DBR/GY/DGY/BL

Designer

Nagahara Minoru
(1935-2015)
Japan



		F1	F2	F3	F4/CL1	F5/L2	L3	L4
Zaisu	w: 725 d: 465 h: 355 sh: 75 ah: 280	Japanese Oak						



The Golfer Salon armchair is a fusion of traditional Japanese craft skills and modern style design. The arms of the chair are slightly wide-spreading to provide extra comfort. Available in Japanese oak.

Wood coating

Japanese Oak NF / WNF / MBR / DBR / GY / DGY / BL

Fabric and leather

Fabric / leather unavailable for Armchair

F4 Aran, Cheroack

Make-it-lower

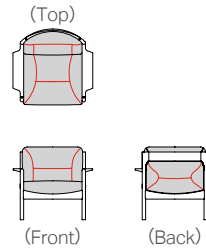
Chair: **10mm** **20mm** **30mm**

Leather stitching



Leather stitching is applied to the following:

- Armchair



Designer

Nagahara Minoru
(1935-2015)
Japan

208



Japanese Oak NF RK-DBR/L2

	F1	F2	F3	F4 / CL1	F5 / L2	L3	L4
Armchair	w: 820 d: 780 h: 750 sh: 400 ah: 525 Limit in fabric / leather Leather stitching						
	Japanese Oak						



The Golfer collection has been representing CondeHouse since 1973. Designed by CondeHouse founder Minoru Nagahara who wanted to redesign, with more Japanese elements, the modern style furniture he saw during his stay in Europe. The Golfer chair comes with a detachable seat cover and is made of top quality Japanese oak.

Wood coating

Japanese Oak NF / WNF / MBR / DBR / GY / DGY / BL

Make-it-lower

Chair: **10mm** **20mm** **30mm**

Covering seat

The seat upholstery is removable for easy maintenance.



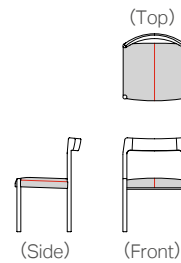
Leather stitching



You can make it no-stitching with additional charge. Leather stitching is applied to the following:

- Armchair
 - Side Chair
 - Covering seat
- [The drawing for Side Chair]

Additional charge



① Japanese Oak NF Ultrasuede LGY/F3



② Japanese Oak NF RK-NL/L2

		F1	F2	F3	F4 / CL1	F5 / L2	L3	L4
Armchair [Image ①] w: 590 d: 540 h: 775 sh: 450 ah: 645 wt: 5.5 Leather stitching Covering seat	Japanese Oak							
	Only covering seat							
Side Chair [Image ②] w: 510 d: 540 h: 775 sh: 450 wt: 5.0 Leather stitching Covering seat	Japanese Oak							
	Only covering seat							



Korento collection is designed by a Finnish designer, Mikko Halonen. The armchair has a beautiful organic form that is seamless from the backrest, arms, and front legs to the seating frame. Winning the grand prize in the International Furniture Design Competition in Asahikawa in 2017, for its fresh approach and potential to create new possibilities in manual arts.

Wood coating

Japanese Oak NF / WNF / MBR / DBR / GY / DGY / BL
 *OFN is available for tables.

Make-it-lower

Chair: **10mm** **20mm** **30mm**
 Table: **10mm** **20mm**

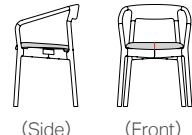
Leather stitching



You can make it no-stitching with additional charge. Leather stitching is applied to the following:

- Armchair (Upholstered Seat)
 - Armchair H (Upholstered Seat)
 - Side Chair (Upholstered Seat)
 - Side Chair H (Upholstered Seat)
- [The drawing for Armchair (Upholstered Seat)]

Additional charge



Designer



Mikko Halonen
Finland

210



① Japanese Oak NF RK-NL/L2



② Japanese Oak NF



③ Japanese Oak NF Maple DBG/F3




④ Japanese Oak NF

F1 | F2 | F3 | F4/CL1 | F5/L2 | L3 | L4

Armchair (Upholstered Seat) Armchair H (Upholstered Seat)

[Image ①]

| Leather stitching |



w: 550 d: 480 h: 730<750> sh: 450<470> ah: 615 - 715<635 - 735> wt: 5.5

Armchair (Wooden Seat) Armchair H (Wooden Seat)

[Image ②]




w: 550 d: 480 h: 730<750> sh: 430<450> ah: 615 - 715<635 - 735> wt: 5.5

Side Chair (Upholstered Seat) Side Chair H (Upholstered Seat)

[Image ③]

| Leather stitching |



w: 460 d: 465 h: 730<750> sh: 450<470> wt: 5.0

Side Chair (Wooden Seat) Side Chair H (Wooden Seat)

[Image ④]



w: 460 d: 465 h: 730<750> sh: 430<450> wt: 5.0

*The figures in the angle brackets express the height of H type.



⑤ Japanese Oak OFN



⑥ Japanese Oak DBR

The table leg positions

The table leg positions are changeable (inside or outside) in case of length 200 / 180.



Solid Wood Table 200 × 85
Solid Wood Table 200 × 85 H
 [Image ⑤]

w: 2000 d: 850 h: 710 <740> h2: 625 <655>
 wbl: 1445 (outside 1685)

Japanese Oak

*Solid wood top with cross beams

Solid Wood Table 180 × 85
Solid Wood Table 180 × 85 H

w: 1800 d: 850 h: 710 <740> h2: 625 <655>
 wbl: 1245 (outside 1485)

Japanese Oak

*Solid wood top with cross beams

Solid Wood Table 160 × 85
Solid Wood Table 160 × 85 H

w: 1600 d: 850 h: 710 <740> h2: 675 <705>
 wbl: 1285

Japanese Oak

*Solid wood top

Solid Wood Table 140 × 85
Solid Wood Table 140 × 85 H
 [Image ⑥]

w: 1400 d: 850 h: 710 <740> h2: 675 <705>
 wbl: 1085

Japanese Oak

*Solid wood top

*The figures in the angle brackets express the height of H type. *Top board: random-match

CL TABLE



Can you design a table that is simple and fits well with any place? Based on such a request from the contract market, our product development team created the CL table. It is simple, but our craftsmanship is shown in every detail: beautiful grain characters on the top board and smooth joint parts of the table top and the legs. The joints are angled outward at one degree, but the outline of the joint is right-angled by tapering the legs at the same angle, so that the tables can be put together without a gap. We are confident it will create a premium feeling space in any public facilities.

Wood coating

Japanese Ash NF/WNF/MBR/DBR/GY/DGY/BL
 Japanese Oak NF/WNF/MBR/DBR/GY/DGY/BL
 Walnut CW/DBR

Basic specification

*Accessory: height adjusters


Make-it-lower

Table: **10mm** **20mm**

Height

Table L	400
Table LD	680
Table D	710
Table H	740

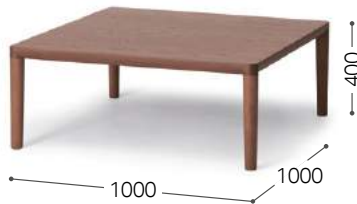
212



Japanese Oak NF



Japanese Oak DGY



Japanese Oak MBR



Japanese Ash	
Japanese Oak	
Walnut	

w: 800
d: 800

h: 400/680/710/740
h1: 355/635/665/695
wbl: 680

Japanese Ash	
Japanese Oak	
Walnut	

w: 900
d: 900

h: 400/680/710/740
h1: 355/635/665/695
wbl: 780

Japanese Ash	
Japanese Oak	
Walnut	

w: 1000
d: 1000

h: 400/680/710/740
h1: 355/635/665/695
wbl: 880

Japanese Ash	
Japanese Oak	
Walnut	


w: 1100
d: 1100

h: 400/680/710/740
h1: 355/635/665/695
wbl: 980

*The four figures separated by slashes (from left to right) for h and h1 are the heights of L, LD, D, and H type tables, respectively.
 *Top board: random-match



h: 400/680/710/740 h1: 355/635/665/695



h: 400/680/710/740 h1: 355/635/665/695

wbl: 980 | 1080 | 1180 | 1280

h: 400/680/710/740 h1: 355/635/665/695

wbl: 980 | 1080 | 1180 | 1280

*The four figures separated by slashes (from left to right) for h and h1 are the heights of L, LD, D, and H type tables, respectively.
 *Top board: random-match

SHOJI



Shoji is named after traditional Japanese shoji doors, a type of wooden sliding doors with translucent paper on it. After living in Japan for a while, Italian designer Lucia Matteucci designed this shelf to remind herself of the beautiful memories she had while she was in Japan. The doors are slidable, and the shelf is often used as a partition between spaces.

Wood coating

Oak NF/WNF/MBR/DBR/GY/DGY/BL

Designer



Lucia Matteucci
Italy

214



① Oak DBR



② Oak NF

Open Shelf

[Image ①]

w: 1560 d: 400 (350, without the door handles) h: 1630

Oak

*Sliding door *The backside is also veneered.

Side Board DO-156

[Image ②]

w: 1560 d: 450 (400, without the door handles) h: 870

Oak

*Sliding door *The backside is also veneered.



Designed by Maly Hoffman Kahleyss in 2012, Sled is a one of a kind table that is made of solid wood slabs combined with a stainless steel base, which is the origin of the name: it looks like a sled. It is available in walnut, Japanese ash, or Japanese oak; the legs available in hairline finished stainless steel and other three colored-steel. A versatile solid wood table that fits in any situation.

Wood coating

Japanese Oak NF/WNF/MBR/DBR/GY/DGY/BL/OFN
Walnut CW/DBR/OFN

Basic specification

*Solid wood top
*Accessory: height adjusters

Designer



Maly Hoffmann Kahleyss
Germany


Table leg



Hairline finished stainless steel

Table leg (S)

Steel in the following three colors



M-GY

S-GY

S-BL

Table leg positions



(outside)



(inside)



① Walnut OFN Leg: hairline finished stainless steel



② Japanese Oak MBR Leg: S-BL



Solid Wood Table / Solid Wood Table H

*Leg: hairline finished stainless steel

[Image ①]

w:		1500	1600	1700	1800	1900	2000	2100	2200	2300	2400
d: 850	Japanese Oak										
	Walnut										
d: 900	Japanese Oak										
	Walnut										
d: 950	Japanese Oak										
	Walnut										
d: 1000	Japanese Oak										
	Walnut										
d: 1100	Japanese Oak										
	Walnut										
d: 1200	Japanese Oak										
	Walnut										

216

h: 710 <740> h2: 665 <695>

wbl (inside / outside) :	1055/1265	1105/1315	1415/1625	1625/1835
--------------------------	-----------	-----------	-----------	-----------

w:		2500	2600	2700
d: 850	Walnut			
d: 900	Walnut			
d: 950	Walnut			


h: 710 <740> h2: 665 <695>

wbl (inside / outside) :	1625/1835
--------------------------	-----------

w:		2500	2600	2700
d: 1000	Walnut			
d: 1100	Walnut			
d: 1200	Walnut			

h: 710 <740> h2: 665 <695>

wbl (inside / outside) :	1625/1835
--------------------------	-----------



③ four-piece type for the top board of 1900 - 2700

*The figures in the angle brackets express the height of H type. *Top board: random-match

Solid Wood Table (S) / Solid Wood Table (S) H

*Leg: powder-painted steel | Three colors available for the leg |

[Image 2]

w:	1500	1600	1700	1800	1900	2000	2100	2200	2300	2400
d: 850	Japanese Oak		Walnut		Japanese Oak		Walnut		Japanese Oak	
d: 900	Japanese Oak		Walnut		Japanese Oak		Walnut		Japanese Oak	
d: 950	Japanese Oak		Walnut		Japanese Oak		Walnut		Japanese Oak	
d: 1000	Japanese Oak		Walnut		Japanese Oak		Walnut		Japanese Oak	
d: 1100	Japanese Oak		Walnut		Japanese Oak		Walnut		Japanese Oak	
d: 1200	Japanese Oak		Walnut		Japanese Oak		Walnut		Japanese Oak	
h: 710 <740> h2: 665 <695>										
wbl (inside / outside) :										
1055/1265			1105/1315			1415/1625			1625/1835	

w:	2500	2600	2700
d: 850	Walnut		
d: 900	Walnut		
d: 950	Walnut		
h: 710 <740> h2: 665 <695>			
wbl (inside / outside) :			
1625/1835			

w:	2500	2600	2700
d: 1000	Walnut		
d: 1100	Walnut		
d: 1200	Walnut		
h: 710 <740> h2: 665 <695>			
wbl (inside / outside) :			
1625/1835			

Cable Tray

[Image 3]

h2 including the cable tray: 595 <625>	four-piece type for the top board of 1900-2700	w: 1240 d: 110 h: 85
	three-piece type for the top board of 1600-1800	w: 930 d: 110 h: 85
	two-piece type for the top board of 1500	w: 620 d: 110 h: 85

An optional set of hole-processing on the top board and a cable tray and cover (made of solid wood)
*The tray cover is made of the same wood; finished in the same color as the top board.

*The figures in the angle brackets express the height of H type. *Top board: random-match



Stripe is a collection of cabinets that have a common design motif: stripes made by wood pieces in different colors. It not only stores your clothes and personal belongings but also creates your own reading corner with the cabinets and other CondeHouse chairs and desks. Available in Japanese oak or walnut.

Wood coating

Oak NF/WNF/MBR/DBR/GY/DGY/BL
Walnut CW/DBR

Designer

Nagahara Minoru
(1935-2015)
Japan



① Oak NF



② Oak NF



③ Oak NF



④ Oak NF



⑤ Oak NF



⑥ Oak NF



⑦ Oak GY



⑧ Oak NF

Side Board DDR-170	w: 1700 d: 450 h: 850	<div style="display: flex; justify-content: space-between; align-items: center;"> <div style="width: 40%; text-align: center;"> <p>*The backside is also veneered.</p> <p>*Accessory: shelf boards (w: 492 × 2)</p> </div> <div style="width: 55%; text-align: center;"> </div> </div>
Side Board DDR-150 [Image ①]	w: 1500 d: 450 h: 850	<div style="display: flex; justify-content: space-between; align-items: center;"> <div style="width: 40%; text-align: center;"> <p>*The backside is also veneered.</p> <p>*Accessory: shelf boards (w: 448 × 2)</p> </div> <div style="width: 55%; text-align: center;"> </div> </div>
Chest DR-170 [Image ②]	w: 1700 d: 450 h: 850	<div style="display: flex; justify-content: space-between; align-items: center;"> <div style="width: 40%; text-align: center;"> <p>*The backside is also veneered.</p> <p>*Inside: made of paulownia</p> </div> <div style="width: 55%; text-align: center;"> </div> </div>
Chest DR-120 [Image ③]	w: 1200 d: 450 h: 850	<div style="display: flex; justify-content: space-between; align-items: center;"> <div style="width: 40%; text-align: center;"> <p>*The backside is also veneered.</p> <p>*Inside: made of paulownia</p> </div> <div style="width: 55%; text-align: center;"> </div> </div>
Chest DR-80 [Image ④]	w: 800 d: 480 h: 850	<div style="display: flex; justify-content: space-between; align-items: center;"> <div style="width: 40%; text-align: center;"> <p>*The backside is also veneered.</p> </div> <div style="width: 55%; text-align: center;"> </div> </div>
Desk 90 [Image ⑤]	w: 900 d: 450 h: 700	<div style="display: flex; justify-content: space-between; align-items: center;"> <div style="width: 40%; text-align: center;"> <p>*The backside is also veneered.</p> <p>*Accessory: height adjusters only in the front side</p> </div> <div style="width: 55%; text-align: center;"> </div> </div>
Side Desk DR-46 [Image ⑥]	w: 455 d: 450 h: 700	<div style="display: flex; justify-content: space-between; align-items: center;"> <div style="width: 40%; text-align: center;"> <p>*The backside is also veneered.</p> <p>*Accessory: height adjusters only in the front side</p> </div> <div style="width: 55%; text-align: center;"> </div> </div>
Book Shelf 70 [Image ⑦]	w: 700 d: 330 h: 1100	<div style="display: flex; justify-content: space-between; align-items: center;"> <div style="width: 40%; text-align: center;"> <p>*Accessory: height adjusters; shelf boards (w: 617 × 3)</p> </div> <div style="width: 55%; text-align: center;"> </div> </div>
Side Wagon 33 × 55 [Image ⑧]	w: 330 d: 550 h: 495	<div style="display: flex; justify-content: space-between; align-items: center;"> <div style="width: 40%; text-align: center;"> <p>*Accessory: leg wheels</p> </div> <div style="width: 55%; text-align: center;"> </div> </div>



Stripe bedroom collection is elegant furniture that will enhance any bedroom. The bed frame is designed to be slightly higher so as to be helpful when it comes to cleaning under the bed. The headboard features a thickness of 100 mm which gives you an extra space to place your personal belongings.

Wood coating

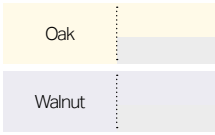
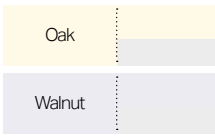
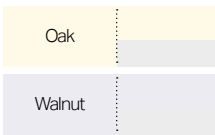
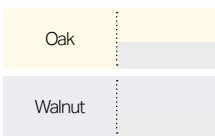
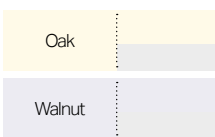
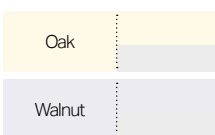
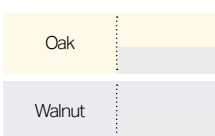
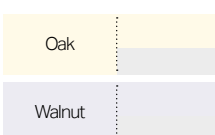
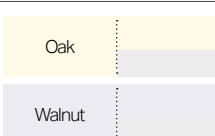
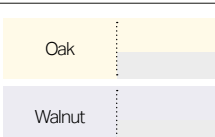
Oak NF/WNF/MBR/DBR/GY/DGY/BL
Walnut CW/DBR

Designer

Nagahara Minoru
(1935-2015)
Japan

220



Bed (N) 200 Q	w: 1640 d: 2090 h: 850 *Frame size (w: 1550 d: 1995 h: 240) *Clearance from the floor: 120 *Accessory: middle legs with an adjuster	
Bed (N) 200 D	w: 1440 d: 2090 h: 850 *Frame size (w: 1350 d: 1995 h: 240) *Clearance from the floor: 120 *Accessory: middle legs with an adjuster	
Bed (N) 200 SD	w: 1240 d: 2090 h: 850 *Frame size (w: 1150 d: 1995 h: 240) *Clearance from the floor: 120	
Bed (N) 200 S	w: 1040 d: 2090 h: 850 *Frame size (w: 950 d: 1995 h: 240) *Clearance from the floor: 120	
Bed (N) 195 Q	w: 1640 d: 2040 h: 850 *Frame size (w: 1550 d: 1945 h: 240) *Clearance from the floor: 120 *Accessory: middle legs with an adjuster	
Bed (N) 195 D	w: 1440 d: 2040 h: 850 *Frame size (w: 1350 d: 1945 h: 240) *Clearance from the floor: 120 *Accessory: middle legs with an adjuster	
Bed (N) 195 SD	w: 1240 d: 2040 h: 850 *Frame size (w: 1150 d: 1945 h: 240) *Clearance from the floor: 120	
Bed (N) 195 S [Image ①]	w: 1040 d: 2040 h: 850 *Frame size (w: 950 d: 1945 h: 240) *Clearance from the floor: 120	
Dresser [Image ②]	w: 900 d: 450 h: 1350 (h4: 720) h2: 575 wbl: 815 *The backside is also veneered. *Accessory: height adjusters only in the front side; a tray (w: 355 d: 100 h: 30) ; an outlet	
Chest DR-47 [Image ③]	w: 470 d: 450 h: 720 *The backside is also veneered. *Accessory: height adjusters only in the front side; three trays (w: 337 d: 131 h: 50) × 1, (w: 160 d: 160 h: 70) × 2	

*Bed (N) 200/195 is for the mattress of 2000/1950, respectively. *A mattress is not included.
*h4: floor-to-tabletop height



The Splinter collection is created by a Japanese designer company, nendo. Every piece of the dining chair looks to be splintered and connected to make one chair, which is the origin of the name, Splinter. This collection won the Good Design Award in Japan in 2014.

Wood coating

Japanese Oak NF / WNF / MBR / DBR / GY / DGY / BL / NWT

Make-it-lower

Chair: **10mm** **20mm** **30mm**

Designer



nendo Sato Oki
Japan

Fabric and leather

Fabric / leather unavailable for the items on this page

F4 Aran, Cherock

222



① Japanese Oak NWT Ultrasuede LGY/F3



② Japanese Oak NF



③ Japanese Oak NF RK-NL/L2

			F1	F2	F3	F4 / CL1	F5 / L2	L3	L4
Armchair (Upholstered Seat) Armchair H (Upholstered Seat) [Image ①]	w: 595 d: 530 h: 670 (690) sh: 435 (455) ah: 650 (670) wt: 5.0	Japanese Oak Limit in fabric / leather							
Armchair (Wooden Seat) Armchair H (Wooden Seat) [Image ②]	w: 595 d: 530 h: 670 (690) sh: 415 (435) ah: 650 (670) wt: 6.0	*Solid wood seat Japanese Oak							
Armchair (Shell) Armchair H (Shell) [Image ③]	w: 595 d: 580 h: 715 (735) sh: 435 (455) ah: 650 (670) wt: 6.0	Japanese Oak Limit in fabric / leather							

*The figures in the angle brackets express the height of H type.



The concept of splintering is what makes this collection unique. The pillar of the coat stand is splintered out to the three branches at the top to create hooks for clothes hanging. The artificially-created natural looking requires high level wood crafting techniques to be produced.

Wood coating

Japanese Oak NF / WNF / MBR / DBR / GY / DGY / BL / NWT

Designer

nendo Sato Oki
Japan



① Japanese Oak NF



② Japanese Oak NF



③ Japanese Oak NF



④ Japanese Oak MBR



⑤ Japanese Oak NF



⑥ Japanese Oak GY

Mirror

[Image ①]

w: 400 h: 1600 t: 35

Japanese Oak

Tray Mirror

[Image ②]

w: 400 h: 1600 t: 105

Japanese Oak

*Tray size (w: 355 d: 100 h: 40)

Coat Stand

[Image ③]

dia: 350 h: 1725

Japanese Oak

Round Side Table 45

[Image ④]

w: 450 d: 475 h: 300

Japanese Oak

*Solid wood top

Round Side Table 35 H

[Image ⑤]

w: 450 d: 435 h: 550

Japanese Oak

*Solid wood top

Round Side Table 35

[Image ⑥]

w: 375 d: 390 h: 450

Japanese Oak

*Solid wood top



Designed by Katsuhiko Osaka, Sori is a rocking chair that won the grand prize in the International Furniture Design Competition in 1993. The shape was born in the inspiration from a snow sled; the back is adjustable to support your back in five angles; the leather-belt arms support your body when rising from the chair.

Wood coating


Japanese Oak NF / WNF / MBR / DBR / GY / DGY / BL

Designer



Osaka Katsuhiko
Japan

224



② Japanese Oak NF Bentley GY/F5



① Japanese Oak NF Bentley GY/F5

		F1	F2	F3	F4/CL1	F5/L2	L3	L4
Rocker [Image ①]	w: 650 d: 805 h: 970 sh: 365 ah: 560	Japanese Oak						
*Arm leather belts only have a natural color. *The backrest can be tilted by changing the belt length.								
Stool [Image ②]	w: 600 d: 480 h: 365	Japanese Oak						



Due to its complicated frame shape, the craftsman encountered many challenges while making the prototype as the name suggests. This easy chair has an ergonomic-inspired cushion that will fully support your back from all angles. The easy chair and stool are the ultimate combo that is perfect for you after a long day of work. Available in Japanese oak or walnut.

Wood coating

Japanese Oak NF/WNF/MBR/DBR/GY/DGY/BL
Walnut CW/DBR

Fabric and leather

Fabric / leather unavailable for the items on this page
F4 Aran, Cherock

Make-it-lower

Chair, Stool: **10mm** **20mm** **30mm**

Designer



Maly Hoffmann Kahleiss
Germany



② Japanese Oak NF MG-KGY/L3



① Japanese Oak NF MG-KGY/L3

			F1	F2	F3	F4 / CL1	F5 / L2	L3	L4
Easy Chair [Image ①] w: 630 d: 790 h: 810 sh: 420 ah: 490-590 Limit in fabric / leather	Japanese Oak								
	Walnut								
Stool [Image ②] w: 630 d: 535 h: 430 Limit in fabric / leather	Japanese Oak								
	Walnut								



Challenge dining collection was designed by three German designers: Maly, Hoffman, and Kahleiss. The chair embodies a sense of slenderness and sharpness. Being opposite to them, the soft-cushion type has been added to allow customers to have more options to mix with other CondeHouse table collections.

Wood coating

Japanese Oak NF/WNF/MBR/DBR/GY/DGY/BL
Walnut CW/DBR

Fabric and leather

Fabric / leather unavailable for the items on this page
F4 Aran, Cherock

Make-it-lower

Chair: **10mm** **20mm** **30mm**

Designer

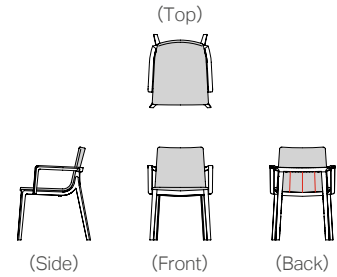
Maly Hoffmann Kahleiss
Germany

Leather stitching



Leather stitching is applied to the following:

- Armchair
 - Armchair H
 - Side Chair
 - Side Chair H
 - Armchair (Soft)
 - Armchair H (Soft)
 - Side Chair (Soft)
 - Side Chair H (Soft)
- [The drawing for Armchair]



① Walnut CW Angi WT/F5



② Japanese Oak NF Avance BR/F5



③ Japanese Oak DGY Ultrasuede LGY/F3



④ Japanese Oak MBR MG-BL/L3

Armchair Armchair H [Image ①]	w: 550 d: 620 <625> h: 785 <805> sh: 445 <465> ah: 630 <650> wt: 6.5	Japanese Oak								
		Walnut								
Limit in fabric / leather Leather stitching										
Side Chair Side Chair H [Image ②]	w: 515 <520> d: 620 <625> h: 785 <805> sh: 445 <465> wt: 5.5	Japanese Oak								
		Walnut								
Limit in fabric / leather Leather stitching										
Armchair (Soft) Armchair H (Soft) [Image ③]	w: 550 d: 620 <625> h: 795 <815> sh: 465 <485> ah: 630 <650> wt: 6.5	Japanese Oak								
		Walnut								
Limit in fabric / leather Leather stitching										
Side Chair (Soft) Side Chair H (Soft) [Image ④]	w: 515 <520> d: 620 <625> h: 795 <815> sh: 465 <485> wt: 5.5	Japanese Oak								
		Walnut								
Limit in fabric / leather Leather stitching										

*The figures in the angle brackets express the height of H type.

TWIST

20



Twist is a unique and stylish handcrafted display cabinet, designed by Kiyoshi Sadogawa. The display cabinet is a popular product in the Japanese market, coming with a recessed light to show off all your collectables and memorabilia.

Wood coating

Japanese Oak NF / WNF / MBR / DBR / GY / DGY / BL
 Walnut CW / DBR

Designer



Sadogawa Kiyoshi
 Japan



Walnut CW

Mini Curio

w: 380 d: 340 h: 1600

*Doors on both sides
 *Accessory: downlight (LED) ; t8 glass shelves (w: 290 × 5) ;
 mirror back board

Japanese Oak	
Walnut	



TL table is customizable size-wise with unobtrusively-placed legs which make rising and sitting easier. In the case of a top board of more than 1800 mm, the mounting positions of the legs can move in and out. Pursued are not only functionality but design and craftsmanship, which can be seen in the curved surface of the top board and the elaborate joints of the legs.

Wood coating	Basic specification	Height	
Japanese Ash NF/WNF/MBR/DBR/GY/DGY/BL	*Accessory: height adjusters	Table LD	680
Japanese Oak NF/WNF/MBR/DBR/GY/DGY/BL		Table D	710
Walnut CW/DBR		Table H	740

Make-it-lower

Table: **10mm** **20mm**

Leg position

Top boards of size 1800 or more have two leg positions: the inside position is suitable for six chairs; the outside for four chairs.



Combination of top board size and length between legs

Table top	1400-1700	1800-2100
Width between legs	1020	1020/1390*

*For the outside position



Walnut CW



Japanese Oak NF

w:		1400	1500	1600	1700	1800	1900	2000	2100
d: 700	Japanese Ash								
	Japanese Oak								
	Walnut								
d: 750	Japanese Ash								
	Japanese Oak								
	Walnut								
d: 800	Japanese Ash								
	Japanese Oak								
	Walnut								
d: 850	Japanese Ash								
	Japanese Oak								
	Walnut								
d: 900	Japanese Ash								
	Japanese Oak								
	Walnut								
d: 950	Japanese Ash								
	Japanese Oak								
	Walnut								

h: 680/710/740 h1: 645/675/705

wbl (inside / outside) : 1020 | 1020/1390

*The three figures separated by slashes (from left to right) for h and h1 are the heights of LD, D, and H type tables, respectively.

*Top board: random-match



In 2020, we added a solid wood top board version to the TL table collection. Three types of wood are available; a wide variety of sizes are offered at an increment of 50 mm; the leg positions are also selectable in two ways (only for the table width wider than 1800 mm).

Wood coating

Japanese Ash NF/WNF/MBR/DBR/GY/DGY/BL/OFN
 Japanese Oak NF/WNF/MBR/DBR/GY/DGY/BL/OFN
 Walnut CW/DBR/OFN

Basic specification

*Solid wood top
 *Accessory: height adjusters

Height


Solid Wood Table LD 680
 Solid Wood Table D 710
 Solid Wood Table H 740

Make-it-lower

Table: **10mm** **20mm**

Leg position

Top boards of size 1800 or more have two leg positions: the inside position is suitable for six chairs; the outside for four chairs.



Combination of top board size and length between legs

Table top	1400-1700	1800-2100
Width between legs	1020	1020/1390*

*For the outside position



Japanese Ash NF



Japanese Oak OFN



w:		1400	1500	1600	1700	1800	1900	2000	2100
d: 700	Japanese Ash								
	Japanese Oak								
	Walnut								
d: 750	Japanese Ash								
	Japanese Oak								
	Walnut								
d: 800	Japanese Ash								
	Japanese Oak								
	Walnut								
d: 850	Japanese Ash								
	Japanese Oak								
	Walnut								
d: 900	Japanese Ash								
	Japanese Oak								
	Walnut								
d: 950	Japanese Ash								
	Japanese Oak								
	Walnut								

h: 680/710/740 h1: 650/680/710

wbl (inside / outside) : 1020 | 1020/1390

*The three figures separated by slashes (from left to right) for h and h1 are the heights of LD, D, and H type tables, respectively.

*Top board: random-match



Light and no waste are the main features of Ten - a new and innovative collection by CondeHouse in cooperation with Berlin-based designer, Michael Schneider. Ten, the Japanese word for the heavenly sky, describes the concept of the light, almost airy design seen in the Ten living room collection.

Wood coating

Japanese Ash NF/WNF/MBR/DBR/GY/DGY/BL
Walnut CW/DBR
*OFN is available for tables.

Fabric and leather

Fabric / leather unavailable for Sofa 200, Sofa 160, Armchair
F4 Aran, Cherock

Table leg colors



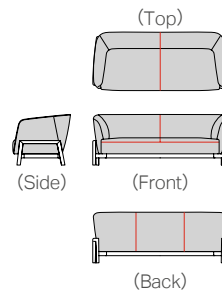
M-GY S-GY S-BL

Leather stitching

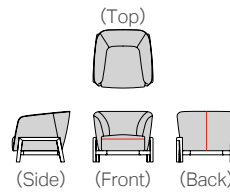


Leather stitching is applied to the following:

- Sofa 200
- Sofa 160
- [The drawing for Sofa 200]



- Armchair



Designer



Michael Schneider
Germany



① Japanese Ash NF Magnolia GY/F4



② Japanese Ash GY Maple DBG/F3



③ Japanese Ash NF Magnolia GY/F4



④ Maple DBG/F3



⑤ Walnut OFN Legs: S-GY



⑥ Japanese Ash OFN Legs: S-GY



⑦ Walnut OFN Legs: S-GY



⑧ Japanese Ash GY Legs: S-GY

		F1	F2	F3	F4/CL1	F5/L2	L3	L4
Sofa 200 [Image ①]	w: 1980 d: 855 h: 750 sh: 400 ah: 675	Japanese Ash						
		Walnut						
Limit in fabric / leather Leather stitching								
Sofa 160	w: 1580 d: 855 h: 750 sh: 400 ah: 675	Japanese Ash						
		Walnut						
Limit in fabric / leather Leather stitching								
Armchair [Image ②]	w: 880 d: 855 h: 750 sh: 400 ah: 675	Japanese Ash						
		Walnut						
Limit in fabric / leather Leather stitching								
Ottoman [Image ③]	w: 710 d: 510 h: 400	Japanese Ash						
		Walnut						
Cushion [Image ④]	480 × 200							
Table 111 × 79 [Image ⑤]	w: 1110 d: 790 h: 300	Japanese Ash						
		Walnut						
*Solid wood top Three colors available for the leg								
Table 100 × 100 [Image ⑥]	w: 1000 d: 1000 h: 300	Japanese Ash						
		Walnut						
*Solid wood top Three colors available for the leg								
Table 70 × 70 [Image ⑦]	w: 700 d: 700 h: 370	Japanese Ash						
		Walnut						
*Solid wood top Three colors available for the leg								
Table 60 × 40 [Image ⑧]	w: 600 d: 400 h: 440	Japanese Ash						
		Walnut						
*Solid wood top Three colors available for the leg								

*Top board: random-match



“I want to design a chair that looks balanced, and gives people a ‘sharp and soft’ image at the same time,” said German furniture designer, Michael Schneider. If you look closely at the chair, you will notice a smooth line that is formed from the beginning of the armrest to the end of the backrest. This is a chair that has a style that suits all kinds of situations, whether it is for home residence or for public facilities. The backrest of the dining chair is available in three colors; the table comes in two types, a regular solid wood type and extension type extendable up to 700 mm.

Wood coating

Japanese Ash NF/WNF/MBR/DBR/GY/DGY/BL
Walnut CW/DBR
*OFN is available for tables.

Fabric and leather

Fabric / leather available for Armchair UB
F3 Ultrasuede
F4 Tonica
L3 BQ, MG, KP

Make-it-lower

Chair, Bench: 10mm 20mm 30mm
Table: 10mm 20mm

Back colors for Armchair AB

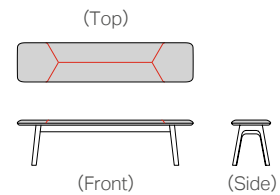


Leather stitching



Leather stitching is applied to the following:

- Bench 215 (without backrest)
- Bench 215 H (without backrest)
- Bench 180 (without backrest)
- Bench 180 H (without backrest)
- Bench 150 (without backrest)
- Bench 150 H (without backrest)
- [The drawing for Bench 180 (without backrest)]

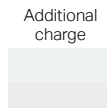



Designer

Michael Schneider
Germany

You can make it no-stitching with additional charge. Leather stitching is applied to the following:

- Armchair UB (Upholstered Seat)
- Armchair UB H (Upholstered Seat)
- Armchair AB (Upholstered Seat)
- Armchair AB H (Upholstered Seat)
- [The drawing for Armchair UB (Upholstered Seat)]



234



① Walnut CW BQ-BL/L3

② Japanese Ash NF BQ-GBE/L3

③ Japanese Ash GY Blend LGY/F2 Back: TGY


④ Japanese Ash WNF Back: TWT



Backpanel: Beech CW



Backpanel: BQ-BR



⑤ Japanese Ash NF BQ-BR/L3



⑥ Walnut CW BQ-BL/L3

		F3	F4	L3
Armchair UB (Upholstered Seat) Armchair UB H (Upholstered Seat) [Image ①]	w: 570 d: 545 h: 750 (770) sh: 435 (455) ah: 630 (650) wt: 6.5	Japanese Ash		
Limit in fabric / leather Leather stitching		Walnut		

Armchair UB (Wooden Seat) Armchair UB H (Wooden Seat) [Image ②]	w: 570 d: 545 h: 750 (770) sh: 410 (430) ah: 630 (650) wt: 6.5	Japanese Ash		
Limit in fabric / leather		Walnut		

		F1	F2	F3	F4 / CL1	F5 / L2	L3	L4
Armchair AB (Upholstered Seat) Armchair AB H (Upholstered Seat) [Image ③]		Japanese Ash						
*The backrest made of ABS resin available in three colors Leather stitching		Walnut						
	w: 570 d: 545 h: 745 (765) sh: 435 (455) ah: 630 (650) wt: 6.0							

Armchair AB (Wooden Seat) Armchair AB H (Wooden Seat) [Image ④]	w: 570 d: 545 h: 745 (765) sh: 410 (430) ah: 630 (650) wt: 6.0	Japanese Ash	
*The backrest made of ABS resin available in three colors		Walnut	

Backpanel Option for UB	*Only Ultrasuede, BQ, MG, and KP leather are available.	Ultrasuede	BQ/MG/KP
Limit in fabric / leather	*Finish in the same color as the frame.	Beech NF/WNF/MBR / CW/DBR/GY/DGY/BL	

Bench 215 (without backrest) Bench 215 H (without backrest) [Image ⑤] : H type]	w: 2155 d: 405 h: 450 (470)	Japanese Ash	
Leather stitching		Walnut	


Bench 180 (without backrest) Bench 180 H (without backrest)	w: 1805 d: 405 h: 450 (470)	Japanese Ash	
Leather stitching		Walnut	

Bench 150 (without backrest) Bench 150 H (without backrest) [Image ⑥] : H type]	w: 1505 d: 405 h: 450 (470)	Japanese Ash	
Leather stitching		Walnut	

*The figures in the angle brackets express the height of H type.




⑦ Walnut OFN



⑧ Japanese Ash OFN

236



⑨ four-piece type for the top board of 2400 - 2700

Cable Tray for Solid Wood Table

[Image ⑨]

h2 including the cable tray:
605 (635)

four-piece type for the top board of 2400 - 2700	w: 1240 d: 110 h: 80
three-piece type for the top board of 2100 - 2300	w: 930 d: 110 h: 80
two-piece type for the top board of 1500 - 2000	w: 620 d: 110 h: 80

An optional set of hole-processing on the top board and a cable tray and cover (made of solid wood)
*The tray cover is made of the same wood; finished in the same color as the top board.

*The figures in the angle brackets express the height of H type.

Solid Wood Table / Solid Wood Table H

*Solid wood top

[Image ⑦⑧]

w:	1500	1600	1700	1800	1900	2000	2100	2200	2300	2400
d: 850										
d: 900										
d: 950										
d: 1000										
d: 1100										
d: 1200										
h: 710 <740>	h1: 680 <710>	h2: 635 <665>								
wbl:	1135	1235	1235	1285	1285	1285	1555	1555	1555	1835

w:	2500	2600	2700
d: 850			
d: 900			
d: 950			
h: 710 <740>	h1: 680 <710>	h2: 635 <665>	
wbl:	1835	1835	1835

w:	2500	2600	2700
d: 1000			
d: 1100			
d: 1200			
h: 710 <740>	h1: 680 <710>	h2: 635 <665>	
wbl:	1835	1835	1835

*The figures in the angle brackets express the height of H type. *Top board: random-match



⑨ Walnut OFN



The top board is extendable.



⑩ Japanese Ash WNF

Extension Solid Wood Table 210 × 95
 Extension Solid Wood Table 210 × 95 H
 [Image ⑨]

w: 2100 (2800) d: 950 h: 710 (740)
 h2: 635 (665) h3: 620 (650) wbl: 1440

*Solid wood top *Accessory: height adjusters



Extension Solid Wood Table 180 × 95
 Extension Solid Wood Table 180 × 95 H

w: 1800 (2500) d: 950 h: 710 (740)
 h2: 635 (665) h3: 620 (650) wbl: 1140

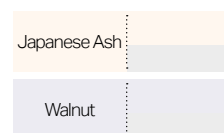
*Solid wood top *Accessory: height adjusters



Extension Solid Wood Table 160 × 95
 Extension Solid Wood Table 160 × 95 H

w: 1600 (2250) d: 950 h: 710 (740)
 h2: 635 (665) h3: 620 (650) wbl: 1140

*Solid wood top *Accessory: height adjusters



*The figures in the parentheses express sizes at the time of extension; ones in the angle brackets express the height of H type.
 *h3: floorto-folding-tabletop height *Please note that the floor-to-folding-tabletop height is its lowest position when the folding tabletop is stored. *Top boards: random-match *The table top planks are joined together in the vertical direction to the longitudinal direction of the table.

Solid Wood High Table / Solid Wood High Table H

*Solid wood top *Accessory: height adjusters

[Image 00]

w:		1500	1600	1700	1800	1900	2000	2100	2200	2300	2400
d: 700	Japanese Ash										
	Walnut										
d: 800	Japanese Ash										
	Walnut										
d: 900	Japanese Ash										
	Walnut										
h: 1000 <1100> h1: 970 <1070> h2: 900 <1000>											
wbl:		1135	1235	1235	1285	1285	1285	1555	1555	1555	1835

w:		2500	2600	2700
d: 700	Japanese Ash			
	Walnut			
d: 800	Japanese Ash			
	Walnut			
d: 900	Japanese Ash			
	Walnut			
h: 1000 <1100> h1: 970 <1070> h2: 900 <1000>				
wbl:		1835	1835	1835



*The figures in the angle brackets express the height of H type. *Top board: random-match



Ten cabinet collection is here to further enhance your lifestyle, as a cabinet to store your personal belongings, as a place for your television, etc. This is unique furniture that combines European modern design and Japanese craftsmanship.

Wood coating

Japanese Ash NF/WNF/MBR/DBR/GY/DGY/BL
Walnut CW/DBR

Designer

Michael Schneider
Germany

Color codes for MDF surfaces:

Japanese Ash NFPWT/NFPDG/NFPBL/NFREM/WNFPWT/WNFPDG/WNFPBL/WNFREM/MBRPWT/MBRPDG/MBRPBL/MBRREM/DBRPWT/DBRPDG/DBRPBL/DBRREM/GYPWT/GYPDG/GYPBL/GYREM/DGYPWT/DGYPDG/DGYPBL/DGYREM/BLPWT/BLPDG/BLPBL/BLREM

Walnut CWPWT/CWPDG/CWPBL/CWREM/DBRPWT/DBRPDG/DBRPBL/DBRREM

*Wood and finish are indicated as follows: Main unit wood + main unit finish + top surface finish

240



① Japanese Ash DGY



② Japanese Ash NFPWT



Side board LED lighting-up



③ Walnut CWPBL



④ Japanese Ash NF



Side Board DD-240	w: 2400 d: 450 h: 720	
	<p>*The top surface is either solid wood or colorcoated MDF. *The backside is also veneered. *Accessory: height adjusters only in the front side; shelf boards (w: 571 × 4) *The main unit is a knock-down type.</p>	
Side Board DD-180 [Image ①]	w: 1800 d: 450 h: 720	
	<p>*The top surface is either solid wood or colorcoated MDF. *The backside is also veneered. *Accessory: height adjusters only in the frontside; shelf boards (w: 571 × 2 w: 581 × 1)</p>	
Side Board DD-120	w: 1200 d: 450 h: 720	
	<p>*The top surface is either solid wood or colorcoated MDF. *The backside is also veneered. *Accessory: height adjusters only in the front side; shelf boards (w: 571 × 2)</p>	
Side Board GDD-240 [Image ②]	w: 2400 d: 450 h: 720	
	<p>*The top surface is either solid wood or colorcoated MDF. *The backside is also veneered. *Accessory: height adjusters only in the front side; shelf boards (w: 571 × 2) ; t8 glass shelves (w: 569 × 2) ; downlight (LED × 2) *The main unit is a knock-down type. *The center doors are made of acrylic.</p>	
Side Board GDD-180	w: 1800 d: 450 h: 720	
	<p>*The top surface is either solid wood or colorcoated MDF. *The backside is also veneered. *Accessory: height adjusters only in the front side; shelf boards (w: 571 × 2) ; t8 glass shelves (w: 579 × 1) ; downlight (LED × 1) *The center door is made of acrylic.</p>	
TV Lowboard TV-200 [Image ③]	w: 2000 d: 450 h: 450	
	<p>*The top surface is either solid wood or colorcoated MDF. *The backside is also veneered. *Accessory: height adjusters only in the front legs; t8 glass shelf (w: 629 × 1) *The center part of the back panel is removable. *Left and right: drawer; middle: flap door made of acrylic</p>	
TV Lowboard TV-180 [Image ④]	w: 1800 d: 450 h: 450	
	<p>*The top surface is either solid wood or colorcoated MDF. *The backside is also veneered. *Accessory: height adjusters only in the front legs; t8 glass shelf (w: 562 × 1) *The center part of the back panel is removable. *Left and right: drawer; middle: flap door made of acrylic</p>	
TV Lowboard TV-160	w: 1600 d: 450 h: 450	
	<p>*The top surface is either solid wood or colorcoated MDF. *The backside is also veneered. *Accessory: height adjusters only in the front legs; t8 glass shelf (w: 496 × 1) *The center part of the back panel is removable. *Left and right: drawer; middle: flap door made of acrylic</p>	



⑤ Walnut CWPDG



⑥ Walnut CWPDG

242



High board BAR LED lighting-up

High Board DD-100

[Image ⑤]

w: 1000 d: 450 h: 1350

*The top surface is either solid wood or colorcoated MDF. *The backside is also veneered.
*Accessory: height adjusters only in the front side; shelf boards (w: 961 × 1 w: 471 × 2)



High Board DD-100 BAR

[Image ⑥]

w: 1000 d: 450 h: 1350

*The top surface is either solid wood or colorcoated MDF. *The backside is also veneered.
*Accessory: height adjusters only in the front side; shelf boards (w: 471 × 2) ; LED lights inside the cabinet; slide table





Designed by Shigeyuki Hasegawa, Nami bench was one of the winning works from the International Furniture Design Competition in Asahikawa in 2005. The seat is made of solid wood, with the surface being carved into Zen-style wavy lines. A unique Japanese-style bench requires high level wood crafting skills to produce.

Wood coating

Japanese Oak NF / WNF / MBR / DBR / GY / DGY / BL

Designer



Hasegawa Shigeyuki
Japan



Bench 160

w: 1600 d: 420 h: 430

Japanese Oak

*Solid wood seat *Accessory: height adjusters



The Nupri living collection is designed to provide a comfortable living space in the contemporary high-tech lifestyle. The side tables of the reclining chair are useful for placing smartphones and other personal belongings. The Nupri easy chair's cushion portion and wooden frame make it suitable for providing your body with a comfortable place to sit. The surface of the side table is carved to rise at the edge to prevent things from falling off. All items are available in Japanese oak.

Wood coating

Japanese Oak NF / WNF / MBR / DBR / GY / DGY / BL

Make-it-lower

Chair, Stool: **10mm** **20mm** **30mm**

Fabric and leather

Fabric / leather available for Reclining Chair

F3 Ultrasuede

F4 Tonica

L3 BQ, MG, KP

Designer



Kita Toshiyuki
Japan



① Japanese Oak WNF Ultrasuede LGY/F3
(Headrest and arm: Ultrasuede DGY/F3)



② Japanese Oak BL Tonica LGY/F4



③ Japanese Oak WNF Ultrasuede LGY/F3



④ Japanese Oak DGY

F3 | F4 | L3

Reclining Chair

[Image ①]

w: 1050 d: 785-1100
h: 1080 sh: 400 ah: 370 h4: 370

Japanese Oak			
--------------	--	--	--

*Solid wood side tables *You can select two different fabrics (in the same grade only) for the headrest and arms. | Limit in fabric / leather |

Option of selecting two different leathers for the Reclining Chair

BQ/MG/KP	
----------	--

*You can select two different leathers for the headrest and arms. Only BQ, MG and KP leathers are available.

		F1	F2	F3	F4 / CL1	F5 / L2	L3	L4
Lounge Chair [Image ②]	w: 700 d: 695 h: 765 sh: 430 ah: 595	Japanese Oak						
Stool [Image ③]	w: 745 d: 400 h: 400	Japanese Oak						

Side Table 65 × 39

[Image ④]

w: 645 d: 385 h: 450

Japanese Oak	
--------------	--

*Solid wood top *Accessory: height adjusters

*h4: floor-to-side-tabletop height



Nupri means “Mountains” in the Ainu language. The structure and material of the dining chair is designed to support the body comfortably. The wooden frame made of Japanese oak has an integrated form from the backrest to the armrest and legs, as if it is a part of the body.

Wood coating

Japanese Oak NF/WNF/MBR/DBR/GY/DGY/BL

Designer

Kita Toshiyuki
Japan

Make-it-lower

Chair: **10mm** **20mm** **30mm**



① Japanese Oak NF KS-BL/L3



		F1	F2	F3	F4/CL1	F5/L2	L3	L4
Armchair	w: 590 d: 540							
Armchair H	h: 705 (725)							
[Image ① : H type]	sh: 440 (460)							
	ah: 645 (665) wt: 6.0							

*The figures in the angle brackets express the height of H type.



The table (especially the leg part when seen from the longitude direction of the table) looks like a samurai standing in full dress. Strong and innocent—the concept the designers put in this collection. The grooves of the leg part, expressing the folds of samurai attire, become deeper as they go down so that it looks more expanding and stable. The table is available in square or round shape, and the bench shows up more especially when more than one are lined up at a big hall.

Wood coating

Japanese Oak NF/WNF/MBR/DBR/GY/DGY/BL/OFN
Walnut CW/DBR/OFN

Dovetail

Please contact for more details.

Designer



Maly Hoffmann Kahleyss
Germany

Make-it-lower

Bench: 10mm 20mm 30mm

Table: 10mm 20mm



Dovetail

246



① Walnut OFN



② Japanese Oak OFN



③ Walnut OFN



④ Walnut OFN

			without dovetail	with dovetail
Solid Wood Table 240 × 100 Solid Wood Table 240 × 100 H [Image ①]	w: 2400 d: 1000 h: 710 <740> h2: 670 <700>	Japanese Oak Walnut		
	*Solid wood top *Accessory: height adjusters *Five dovetails if ordered			
Solid Wood Table 210 × 95 Solid Wood Table 210 × 95 H	w: 2100 d: 950 h: 710 <740> h2: 670 <700>	Japanese Oak Walnut		
	*Solid wood top *Accessory: height adjusters *Four dovetails if ordered			
Solid Wood Table 180 × 90 Solid Wood Table 180 × 90 H [Image ②]	w: 1800 d: 900 h: 710 <740> h2: 670 <700>	Japanese Oak Walnut		
	*Solid wood top *Accessory: height adjusters *Four dovetails if ordered			
Solid Wood Table 160 × 90 Solid Wood Table 160 × 90 H	w: 1600 d: 900 h: 710 <740> h2: 670 <700>	Japanese Oak Walnut		
	*Solid wood top *Accessory: height adjusters *Three dovetails if ordered			
Round Table 140 Round Table 140 H [Image ③]	dia: 1400 h: 710 <740> h2: 670 <700>	Japanese Oak Walnut		
	*Solid wood top *Accessory: height adjusters *Three dovetails if ordered			
Round Table 120 Round Table 120 H	dia: 1200 h: 710 <740> h2: 670 <700>	Japanese Oak Walnut		
	*Solid wood top *Accessory: height adjusters *Three dovetails if ordered			
Bench 240 Bench 240 H	w: 2400 d: 450 h: 420 <450>	Japanese Oak Walnut		
	*Solid wood seat *Five dovetails if ordered			
Bench 210 Bench 210 H	w: 2100 d: 450 h: 420 <450>	Japanese Oak Walnut		
	*Solid wood seat *Four dovetails if ordered			
Bench 180 Bench 180 H [Image ④]	w: 1800 d: 450 h: 420 <450>	Japanese Oak Walnut		
	*Solid wood seat *Four dovetails if ordered			
Bench 160 Bench 160 H	w: 1600 d: 450 h: 420 <450>	Japanese Oak Walnut		
	*Solid wood seat *Three dovetails if ordered			

*The figures in the angle brackets express the height of H type. *Top board: random-match

BARRINGER

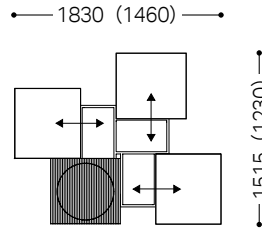


Barringer is a coffee table designed by a Turkish interior designer, Atilla Kuzu, named after the meteor crater in Arizona. It contains three inner compartments with sliding doors. Since its launch in 2002, it has been one of the most popular items especially in the European market. Why not enjoy a fresh brewed morning coffee on this amazing masterpiece?

Wood coating

Oak NF/WNF/MBR/DBR/GY/DGY/BL
Walnut CW/DBR

Size when it opens




*The figures in the parentheses are sizes of Slide Table CR 100 x 100; 100 x 100 H

Designer




Atilla Kuzu
Turkey

248



① Walnut CW



② Oak NF

Slide Table CR 120 × 120 [Image ①]	w: 1200 d: 1200 h: 205	<table border="1"> <tr><td>Oak</td><td></td></tr> <tr><td>Walnut</td><td></td></tr> </table>	Oak		Walnut	
Oak						
Walnut						
	*Accessory: height adjusters					
Slide Table CR 120 × 120 H	w: 1200 d: 1200 h: 300	<table border="1"> <tr><td>Oak</td><td></td></tr> <tr><td>Walnut</td><td></td></tr> </table>	Oak		Walnut	
Oak						
Walnut						
	*Accessory: height adjusters					
Slide Table CR 100 × 100	w: 1000 d: 1000 h: 205	<table border="1"> <tr><td>Oak</td><td></td></tr> <tr><td>Walnut</td><td></td></tr> </table>	Oak		Walnut	
Oak						
Walnut						
	*Accessory: height adjusters					
Slide Table CR 100 × 100 H [Image ②]	w: 1000 d: 1000 h: 300	<table border="1"> <tr><td>Oak</td><td></td></tr> <tr><td>Walnut</td><td></td></tr> </table>	Oak		Walnut	
Oak						
Walnut						
	*Accessory: height adjusters					

*Top board: slip-match for oak; book-match for walnut.

BCTD



Designed by a Danish designer, Michael C. Poulsen, BCTD was named after the concept of “Be Seated.” The barstool made of Japanese ash combines unique Danish design with wood processing techniques based on the Japanese craftsmanship. The saddle-like seat allows for comfort in any seating position.


Wood coating

Japanese Ash NF/WNF/MBR/DBR/GY/DGY/BL

Footstep Colors



M-GY



S-GY



S-BL

Make-it-lower

High Stool: up to 150 mm in 10 mm increments

Designer



Michael Poulsen
Denmark



Japanese Ash NF RK-BL/L2 Footstep: S-GY



		F1	F2	F3	F4/CL1	F5/L2	L3	L4
High Stool	w: 450 d: 435 h: 805 sh: 790 wt: 4.5	Japanese Ash						

FOLD



A cabinet inspired by the concept of light and shadow. Each box is carefully crafted and mounted to each other. Designed by a Japanese designer group, nendo, Fold is made of oak and is recommended to be used as a partition in a spacious area.

Wood coating

Oak NF/WNF/MBR/DBR/GY/DGY/BL
PWT


Designer



nendo Sato Oki
Japan



① Oak NF



② PWT

250

Shelf 5-3	w: 1415 d: 490 h: 1855	
	*Accessory: height adjusters *The figures in the product names represent the number of rows and columns.	
Shelf 5-2 [Image ①]	w: 950 d: 490 h: 1855	
	*Accessory: height adjusters *The figures in the product names represent the number of rows and columns.	
Shelf 3-3 [Image ②]	w: 1415 d: 490 h: 1125	
	*Accessory: height adjusters *The figures in the product names represent the number of rows and columns.	
Shelf 3-2	w: 950 d: 490 h: 1125	
	*Accessory: height adjusters *The figures in the product names represent the number of rows and columns.	



Petra is a light chair with a slender form. The seat is more comfortable for the minimum shape due to the carefully calculated angle of the back. The covering seat is detachable when maintenance or a change of style is needed.

Wood coating

Japanese Oak NF/WNF/MBR/DBR/GY/DGY/BL
Walnut CW/DBR

Make-it-lower

Chair: **10mm** **20mm** **30mm**

Designer



Asakura Yoshimitsu
Japan

Covering seat

The seat upholstery is removable for easy maintenance.



① Walnut CW KS-BL/L3



② Japanese Oak NF MG-LGY/L3



		F1	F2	F3	F4/CL1	F5/L2	L3	L4
Armchair [Image ①] w: 560 d: 530 h: 760 sh: 435 ah: 630 wt: 5.0 Covering seat	Japanese Oak							
	Walnut							
	Only covering seat							
Side Chair [Image ②] w: 545 d: 530 h: 760 sh: 435 wt: 4.0 Covering seat	Japanese Oak							
	Walnut							
	Only covering seat							



The bm bed system is here to give you a good night's sleep. The headboard size is customizable and can be made in book matching or random matching veneering. There is also an optional night stand and drawer available for you to mix and match. It's available in oak or walnut.

Wood coating

Oak NF/WNF/MBR/DBR/GY/DGY/BL
Walnut CW/DBR

Depth of the bed

Two size available for the bed frame and mattress



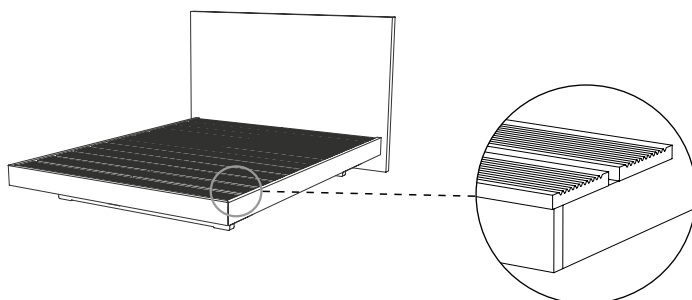
① Walnut CW



② Oak NF







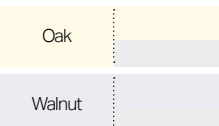
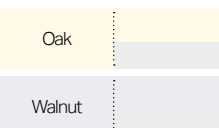
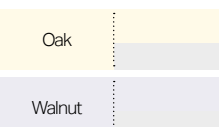

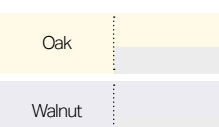
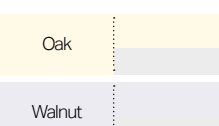
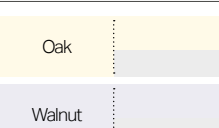
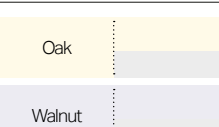
③ Oak NF



■ Floor Boards

*Floor boards are made of paulownia with corrugated surface.

*Splittable

Bed Q M	w: 1640 d: 2060/2010 h: 872 Clearance from the floor: 103	
	*A set of a headboard, bed frame, and floor boards *A mattress is not included.	
Bed Q H	w: 1640 d: 2060/2010 h: 1064 Clearance from the floor: 103	
[Image ①]		
	*A set of a headboard, bed frame, and floor boards *A mattress is not included.	
Bed Q with a drawer on one side L (R) M	w: 2100 d: 2060/2010 h: 872 Clearance from the floor: 103	
	*A set of a headboard, bed frame, and floor boards *A mattress is not included.	
Bed Q with a drawer on one side L (R) H	w: 2100 d: 2060/2010 h: 1064 Clearance from the floor: 103	
	*A set of a headboard, bed frame, and floor boards *A mattress is not included.	
Bed Q with drawers on both sides M	w: 2560 d: 2060/2010 h: 872 Clearance from the floor: 103	
	*A set of a headboard, bed frame, and floor boards *A mattress is not included.	
Bed Q with drawers on both sides H	w: 2560 d: 2060/2010 h: 1064 Clearance from the floor: 103	
	*A set of a headboard, bed frame, and floor boards *A mattress is not included.	
Bed D M	w: 1440 d: 2060/2010 h: 872 Clearance from the floor: 103	
	*A set of a headboard, bed frame, and floor boards *A mattress is not included.	
Bed D H	w: 1440 d: 2060/2010 h: 1064 Clearance from the floor: 103	
	*A set of a headboard, bed frame, and floor boards *A mattress is not included.	
Bed D with a drawer on one side L (R) M	w: 1900 d: 2060/2010 h: 872 Clearance from the floor: 103	
	*A set of a headboard, bed frame, and floor boards *A mattress is not included.	
Bed D with a drawer on one side L (R) H	w: 1900 d: 2060/2010 h: 1064 Clearance from the floor: 103	
	*A set of a headboard, bed frame, and floor boards *A mattress is not included.	
Bed D with drawers on both sides M	w: 2360 d: 2060/2010 h: 872 Clearance from the floor: 103	
[Image ②]		
	*A set of a headboard, bed frame, and floor boards *A mattress is not included.	
Bed D with drawers on both sides H	w: 2360 d: 2060/2010 h: 1064 Clearance from the floor: 103	
	*A set of a headboard, bed frame, and floor boards *A mattress is not included.	



Bed SD M	w: 1240 d: 2060/2010 h: 872 Clearance from the floor: 120	
	*A set of a headboard, bed frame, and floor boards *A mattress is not included.	
Bed SD H	w: 1240 d: 2060/2010 h: 1064 Clearance from the floor: 120	
	*A set of a headboard, bed frame, and floor boards *A mattress is not included.	
Bed SD with a drawer on one side L (R) M	w: 1700 d: 2060/2010 h: 872 Clearance from the floor: 120	
	*A set of a headboard, bed frame, and floor boards *A mattress is not included.	
Bed SD with a drawer on one side L (R) H	w: 1700 d: 2060/2010 h: 1064 Clearance from the floor: 120	
	*A set of a headboard, bed frame, and floor boards *A mattress is not included.	
Bed S M [Image 3]	w: 1040 d: 2060/2010 h: 872 Clearance from the floor: 120	
	*A set of a headboard, bed frame, and floor boards *A mattress is not included.	
Bed S H	w: 1040 d: 2060/2010 h: 1064 Clearance from the floor: 120	
	*A set of a headboard, bed frame, and floor boards *A mattress is not included.	
Bed S with a drawer on one side L (R) M	w: 1500 d: 2060/2010 h: 872 Clearance from the floor: 120	
	*A set of a headboard, bed frame, and floor boards *A mattress is not included.	
Bed S with a drawer on one side L (R) H	w: 1500 d: 2060/2010 h: 1064 Clearance from the floor: 120	
	*A set of a headboard, bed frame, and floor boards *A mattress is not included.	

*Book- and random-match veneering is available for headboard.



● Bed Pad

CondeHouse own designed bed pad with luxury softness realized by more than 2 kg of wool.

● Mattress

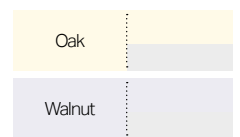
CondeHouse own designed mattress with a super comfortability: high supportability by three rows of pocket spring coils aligned on both edges; 260 mm thickness; two types (hard and soft) available.

Night Stand 45 × 40

[Image ④]

w: 450 d: 400 h: 500

*The backside is also veneered.
*Accessory: height adjusters only in the front side

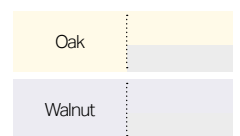


Hanger Drawer 45 × 31

[Image ⑤]

w: 450 d: 310 h: 140


*Please contact for more details.



CH Bed Pad

[Image ⑥ : D type]

S : w: 1000 d: 2000/1950 h: 30
SD : w: 1200 d: 2000/1950 h: 30
D : w: 1400 d: 2000/1950 h: 30
Q-2 : w: 1600 d: 2000/1950 h: 30



*Length: 2000 or 1950

CH Mattress Soft (Hard)

[Image ⑦ : D type]

S : w: 1000 d: 2000/1950 h: 260
SD : w: 1200 d: 2000/1950 h: 260
D : w: 1400 d: 2000/1950 h: 260
Q-2 : w: 800 d: 2000/1950 h: 260 × 2



*Length: 2000 or 1950

*Q-2 is splittable. *The size on the left is for one piece.



Launched in 1980, Bols sofa immediately became a big hit in the Japanese market. The sofa itself comes with wild arms that can be used as a side table, and with an extra seat cushion that sticks out for back support.

Wood coating

Oak NF/WNF/MBR/DBR/GY/DGY/BL

Designer

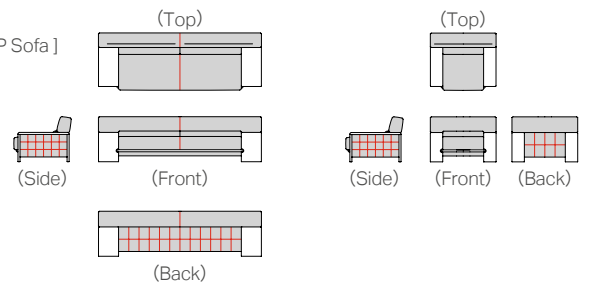
Nagahara Minoru
(1935-2015)
Japan

Leather stitching



Leather stitching is applied to the following:

- 3P Sofa
- 2P Sofa
- [The drawing for 3P Sofa]



256



① Oak DBR RK-BL/L2



② Oak MBR RK-BR/L2



③ Oak MBR RK-BR/L2

		F1	F2	F3	F4/CL1	F5/L2	L3	L4
3P Sofa [Image ①]	w: 2390 d: 840 h: 660 sh: 370 ah: 430	Oak						
		*Solid wood armrest Leather stitching						
2P Sofa	w: 1790 d: 840 h: 660 sh: 370 ah: 430	Oak						
		*Solid wood armrest Leather stitching						
Armchair [Image ②]	w: 965 d: 840 h: 660 sh: 370 ah: 430	Oak						
		*Solid wood armrest Leather stitching						
Stool [Image ③]	w: 800 d: 600 h: 370	Oak						



The dining set from Bols collection consists of a chair and table. The dining chair contains a wider back than other dining collections, providing a relaxed feeling even while dining.

Wood coating

Oak NF/WNF/MBR/DBR/GY/DGY/BL

Make-it-lower

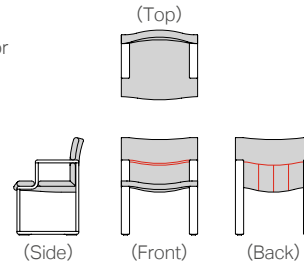
Table: **10mm** **20mm**

Leather stitching



Leather stitching is applied to the following:

- Armchair
 - Side Chair
- [The drawing for Armchair]



Designer


Nagahara Minoru
(1935-2015)
Japan



① Oak MBR RK-BR/L2



② Oak MBR RK-BR/L2



③ Oak MBR

		F1	F2	F3	F4/CL1	F5/L2	L3	L4
Armchair [Image ①]	w: 580 d: 530 h: 740 sh: 390 ah: 570 wt: 9.0	Oak						
		Leather stitching						
Side Chair [Image ②]	w: 580 d: 530 h: 740 sh: 390 wt: 8.5	Oak						
		Leather stitching						
Table 210 × 93	w: 2100 d: 930 h: 670 h2: 580 wbl: 1845	Oak						
Table 180 × 93 [Image ③]	w: 1800 d: 930 h: 670 h2: 580 wbl: 1545	Oak						
Table 160 × 93	w: 1600 d: 930 h: 670 h2: 580 wbl: 1345	Oak						

*Top board: slip-match



Mom collection is extension tables that extend up to 500 mm, made to be simple and beautiful to fit all kinds of scenarios. It's available in Japanese ash, Japanese oak, and walnut, in all CondeHouse original colors.

Wood coating

Japanese Ash NF/WNF/MBR/DBR/GY/DGY/BL
 Japanese Oak NF/WNF/MBR/DBR/GY/DGY/BL
 Walnut CW/DBR

Make-it-lower

Table: **10mm** **20mm**



① Japanese Oak WNF

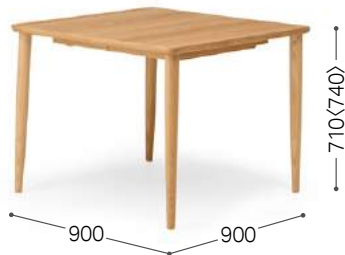


The top board is extendable.



② Japanese Ash GY





③ Japanese Ash NF




The top board is extendable.

Round Extension Table 120
Round Extension Table 120 H

[Image ①]


dia: 1200 (w: 1700 d: 1200)
h: 710 (740) h1: 680 (710)
h2: 620 (650) wbl: 720 (1220)



Round Extension Table 105
Round Extension Table 105 H

[Image ②]

dia: 1050 (w: 1550 d: 1050)
h: 710 (740) h1: 680 (710)
h2: 620 (650) wbl: 650 (1150)



Extension Table 90 × 90
Extension Table 90 × 90 H

[Image ③]

w: 900 (1400) d: 900
h: 710 (740) h1: 680 (710)
h2: 620 (650) wbl: 740 (1240)



*The figures in the parentheses are sizes at the time of extension; ones in the angle brackets express the height of H type.

*Top boards: random-match



If you don't look closely, you won't notice that Moov is an extension table. The table in the standard size of 1600 mm x 900 mm can be easily extended up to 2500 mm. The detachable covering seat makes it easier to change for maintenance or just according to your mood. It's designed by Toshiyuki Yoshino, available in oak or walnut.

Wood coating

Oak NF/WNF/MBR/DBR/GY/DGY/BL
Walnut CW/DBR

Fabric and leather

Fabric / leather unavailable for the items on this page

- F4 Aran, Cherock, Rivie
- L2 RK
- L4 GR

Make-it-lower

Chair: **10mm** **20mm** **30mm**
Table: **10mm** **20mm**

Covering seat

The seat upholstery is removable for easy maintenance.



Designer



Yoshino Toshiyuki
Japan

260




① Oak NF BQ-BR/L3



② Oak NF MG-LGY/L3

		F1	F2	F3	F4/CL1	F5	L3
Armchair [Image ①] w: 590 d: 535 h: 815 sh: 435 ah: 620 wt: 5.0 Limit in fabric / leather Covering seat	Oak						
	Walnut						
	Only covering seat						
Side Chair [Image ②] w: 490 d: 535 h: 815 sh: 435 wt: 4.5 Limit in fabric / leather Covering seat	Oak						
	Walnut						
	Only covering seat						



③ Walnut CW



The top board is extendable.

Extension Table 160 × 90
Extension Table 160 × 90 H

w: 1600 (2050/2500) d: 900 h: 710 (740)
h2: 620 (650) wbl: 1450 (1900/2350)

Oak	
Walnut	

*Accessory: height adjusters for the extendable-side legs

Extension Table 140 × 90
Extension Table 140 × 90 H

w: 1400 (1850/2300) d: 900 h: 710 (740)
h2: 620 (650) wbl: 1250 (1700/2150)

Oak	
Walnut	

*Accessory: height adjusters for the extendable-side legs

*The figures in the parentheses are sizes at the time of extension; ones in the angle brackets express the height of H type.
*Top boards: book-match



Linus collection is another masterpiece designed by Sture Eng. The high-back lounge chair is designed to fully support your back, enabling you to relax to the fullest. Since its launch in 2007, it has been one of the most popular living room chairs among our lounge chairs.

Wood coating

Japanese Oak NF/WNF/MBR/DBR/GY/DGY/BL
Walnut CW/DBR

Fabric and leather

Fabric / leather unavailable for Highback Chair, Lowback Chair

F4 Aran, Cherock

Make-it-lower

Chair, Stool: **10mm** **20mm** **30mm**

Leather stitching



Leather stitching is applied to the following:

- Highback Chair
 - Lowback Chair
- [The drawing for Highback Chair]

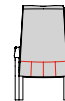
(Top)



(Side)




(Front)



(Back)

Designer



Sture Eng
Sweden

262



① Japanese Oak NF Linova OR/F3



② Japanese Oak NF MG-LGY/L3



③ Japanese Oak GY Blend LGY/F2

		F1	F2	F3	F4 / CL1	F5 / L2	L3	L4
Highback Chair [Image ①] w: 620 d: 770 h: 990 sh: 390 ah: 560 Limit in fabric / leather Leather stitching	Japanese Oak							
	Walnut							
Lowback Chair [Image ②] w: 635 d: 705 h: 785 sh: 410 ah: 560 Limit in fabric / leather Leather stitching	Japanese Oak							
	Walnut							
Stool [Image ③] w: 520 d: 410 h: 380	Japanese Oak							
	Walnut							



Lapis was one of the winners of the International Furniture Design Competition in Asahikawa back in 1996, and was soon decided to bring out to the market due to its popularity. Designed by a Finish designer group, Sirkka and Timo Saarnio, this stackable chair is as light as three kilograms, composed of only three parts: a backrest with beautiful grains, ergonomic seating to fit the body line, and sturdy legs to firmly support the body weight.

Wood coating

Japanese Birch NF/WNF/MBR/DBR/GY/DGY/BL

Fabric and leather

Fabric / leather unavailable for the items on this page

F3 Ramo

F4 Cherock, Vina

F5 All the fabrics in grade F5

CL1~L4 All the leathers

Make-it-lower

Chair: **10mm** **20mm** **30mm**

Designer




Sirkka & Timo Saarnio
Finland



① Japanese Birch NF Ultrasuede GY/F3



② Japanese Birch NF



③ MDF

		F1	F2	F3	F4
Stacking Chair (Upholstered Seat) [Image ①]	w: 420 d: 515 h: 820 sh: 460 wt: 4.5	Japanese Birch			
		*Stackable up to 4 Limit in fabric / leather			
Stacking Chair (Wooden Seat) [Image ②]	w: 420 d: 515 h: 820 sh: 440 wt: 4.0		Japanese Birch		
		*Stackable up to 4			
Dolly [Image ③]	w: 560 d: 765 h: 385		MDF		
		*Stackable up to 10			



Lavender is a fusion of Japanese wood crafting skills and European modern design. Designed by Noboru Nakamura, it consists of a cushion that covers the whole back, providing comfort from top to bottom. It's a chair that matches well widely with CondeHouse desks and tables.

Wood coating

Japanese Oak NF/WNF/MBR/DBR/GY/DGY/BL
Walnut CW/DBR

Make-it-lower

Chair: **10mm** **20mm** **30mm**

*Excluding R Type

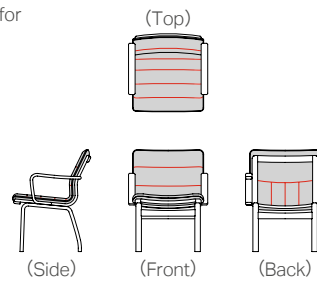
Leather stitching



Leather stitching is applied to the following:

- Armchair
- Side Chair
- Armchair (S)
- Side Chair (S)
- Armchair (R Type)
- Side Chair (R Type)

[The drawing for Armchair]



Designer



Nakamura Noboru
Japan



① Japanese Oak NF BQ-BR/L2



② Walnut CW MG-BL/L3



③ Japanese Oak NF MG-CGY/L3



④ Japanese Oak NF MG-CGY/L3



⑤ Japanese Oak MBR Jan GY/F2



⑥ Japanese Oak NF MG-KGY/L3

			F1	F2	F3	F4/CL1	F5/L2	L3	L4
Armchair [Image ①] Leather stitching	w: 600 d: 580 h: 805 sh: 455 ah: 620 wt: 8.5	Japanese Oak							
		Walnut							
Side Chair [Image ②] Leather stitching	w: 540 d: 580 h: 805 sh: 455 wt: 7.0	Japanese Oak							
		Walnut							
Armchair (S) [Image ③] Leather stitching	w: 560 d: 580 h: 805 sh: 455 ah: 620 wt: 8.0	Japanese Oak							
		Walnut							
Side Chair (S) [Image ④] Leather stitching	w: 500 d: 580 h: 805 sh: 455 wt: 6.5	Japanese Oak							
		Walnut							
Armchair (R Type) [Image ⑤] *Accessory: wheels; lifting and rocking mechanism Leather stitching	w: 690 d: 670 h: 765 (855) sh: 405 (495) ah: 575 (665) wt: 14.0	Japanese Oak							
		Walnut							
Side Chair (R Type) [Image ⑥] *Accessory: wheels; lifting and rocking mechanism Leather stitching	w: 690 d: 670 h: 765 (855) sh: 405 (495) wt: 13.5	Japanese Oak							
		Walnut							

*The figures in the parentheses are the maximum height.

RIPPLE



Ripple is a beautiful product that is inspired by the ocean. The solid-wood surface of the board is designed to look like waves. This is a low board that comes with the combination of upper flap doors and bottom drawers.

Wood coating

Japanese Oak WTMNF/WTMWNF/WTMMBR/WTMDBR/WTMGY/WTMDGY/WTMBL
/BLMNF/BLMWNF/BLMMBR/BLMDBR/BLMGY/BLMDGY/BLMBL

Walnut WTCW/WTMDBR/BLMCW/BLMDBR

*Wood and finish are indicated as follows: Front board wood + main unit finish + front board finish

266



① Japanese Oak WTMNF



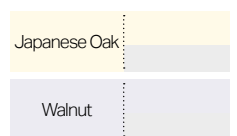
Tray

Lowboard 180

[Image ①]

w: 1800 d: 450 h: 450


*Solid wood front board *The backside is also veneered.
*Accessory: height adjusters; two trays (w: 405 d: 155 h: 50)
*Upper compartments have flap doors; bottom drawers.



Lowboard 160

w: 1600 d: 450 h: 450

*Solid wood front board *The backside is also veneered.
*Accessory: height adjusters; two trays (w: 355 d: 155 h: 50)
*Upper compartments have flap doors; bottom drawers.





Riki Rocker is a Japanese style rocking chair created by the legendary Japanese designer, Riki Watanabe. The drawing proposed by Riki Watanabe had the perfect balance in just one go. The chair is designed to be lower than regular rockers and is paired with a thick seat cushion. It's a fine quality rocker that is perfect for nursing.

Wood coating

Japanese Oak NF/WNF/MBR/DBR/GY/DGY/BL

Make-it-lower

Stool: **10mm** **20mm** **30mm**

Designer



Watanabe Riki
(1912-2013)
Japan



① Japanese Oak NF BQ-BL/L3



② Japanese Oak NF BQ-BL/L3

		F1	F2	F3	F4/CL1	F5/L2	L3	L4
Riki Rocker	w: 685 d: 755 h: 1050 sh: 360 ah: 560	Japanese Oak						
Cushion (Head and Back) for Riki Rocker								
(as an example) Riki Rocker+Cushion (Head and Back) [Image ①]		Japanese Oak						
Riki Rocker Stool [Image ②]	w: 540 d: 380 h: 410	Japanese Oak						



Riki Windsor is a traditional British chair that is redesigned by Riki Watanabe based on the Japanese physique and lifestyle. The arms of the chair go through the seat plate, eventually reaching the legs. It is a masterpiece that combines both Japanese beauty and traditional wood crafting techniques.

Wood coating

Japanese Oak NF / WNF / MBR / DBR / GY / DGY / BL

Designer

Watanabe Riki
(1912-2013)
Japan

Make-it-lower

Chair: **10mm** **20mm** **30mm**



① Japanese Oak NF



② Japanese Oak NF

268

Armchair
Armchair H

[Image ①]

w: 630 d: 575 h: 910 (940)
sh: 420 (450) ah: 620 (650) wt: 6.5

Japanese Oak

*Solid wood seat

Side Chair
Side Chair H

[Image ②]

w: 605 d: 575 h: 910 (940)
sh: 420 (450) wt: 6.0

Japanese Oak

*Solid wood seat

*The figures in the angle brackets express the height of H type.




Riki bench is a solid wood bench designed by Riki Watanabe. The slit design of the legs is elaborated, and the seat is carved into a curved shape to ensure comfort.

Wood coating

Japanese Oak NF / WNF / MBR / DBR / GY / DGY / BL

Designer

Watanabe Riki
(1912-2013)
Japan



① Japanese Oak NF

Bench 177

[Image ①]

w: 1770 d: 430 h: 390

Japanese Oak

*Solid wood seat

Bench 150

w: 1500 d: 430 h: 390

Japanese Oak

*Solid wood seat



Designed by a Swedish designer, Sture Eng, Runt Om is one of the most popular chairs made by CondeHouse. Since the launch 45 years ago, this light and stackable chair has been redesigned several times to reach its full potential, and consequently still used widely in residences and public facilities.

Wood coating

Japanese Ash NF/WNF/MBR/DBR/GY/DGY/BL
 Japanese Oak NF/WNF/MBR/DBR/GY/DGY/BL
 Walnut CW/DBR

Make-it-lower

Chair, Stool: **10mm** **20mm** **30mm**
 Table: **10mm** **20mm**

Leather stitching




You can make it no-stitching with additional charge. Leather stitching is applied to the following:

- Chair (Upholstered Seat)
 - Chair H (Upholstered Seat)
 - Stool (Upholstered Seat)
 - Stool H (Upholstered Seat)
- [The drawing for Chair (Upholstered Seat)]

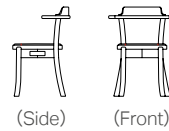
Additional charge



Designer



Sture Eng
 Sweden



① Japanese Ash NF KS-LGY/L3



② Japanese Oak NF



③ Japanese Oak NF Tonica DGY/F4



④ Japanese Oak DBR





⑤ Japanese Oak NF

		F1	F2	F3	F4 / CL1	F5 / L2	L3	L4	
Chair (Upholstered Seat) Chair H (Upholstered Seat) [Image ①]	w: 555 d: 475 h: 740 <760> sh: 435 <455> ah: 670 <690> wt: 4.5	Japanese Ash							
		Japanese Oak							
		Walnut							
*Stackable up to 4									
Chair (Wooden Seat) Chair H (Wooden Seat) [Image ②]	w: 555 d: 475 h: 740 <760> sh: 420 <440> ah: 670 <690> wt: 4.0						Japanese Ash		
								Japanese Oak	
									Walnut
*Stackable up to 4									
Stool (Upholstered Seat) Stool H (Upholstered Seat) [Image ③]	w: 410 d: 410 h: 435 <455> wt: 3.5	Japanese Ash							
		Japanese Oak							
		Walnut							
*Stackable up to 4									
Stool (Wooden Seat) Stool H (Wooden Seat) [Image ④]	w: 410 d: 410 h: 425 <445> sh: 420 <440> wt: 3.0						Japanese Ash		
								Japanese Oak	
									Walnut
*Stackable up to 4									
Round Table 110 Round Table 110 H [Image ⑤]	dia: 1100 h: 710 <740> h1: 680 <710> h2: 620 <650> wbl: 455						Japanese Oak		
								Walnut	

*The figures in the angle brackets express the height of H type.



Designed by Yoshimitsu Asakura, The beautiful wood grain on the back of the chair is what Leggero represents. It's made of Japanese ash, and the seat cover is detachable for easier maintenance.

Wood coating

Japanese Ash NF/WNF/MBR/DBR/GY/DGY/BL
 Japanese Oak NF/WNF/MBR/DBR/GY/DGY/BL
 Walnut CW/DBR

Make-it-lower

Chair: **10mm** **20mm** **30mm**

Covering seat

The seat upholstery is removable for easy maintenance.

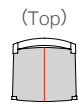
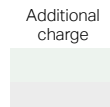


Leather stitching



You can make it no-stitching with additional charge. Leather stitching is applied to the following:

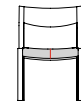
- Armchair
 Armchair H
- Side Chair
 Side Chair H
 Side Chair (S)
 Side Chair (S) H
- Covering seat
 [The drawing for Side Chair]



(Top)



(Side)



(Front)

Designer



Asakura Yoshimitsu
 Japan



① Walnut CW RK-NL/L2



② Japanese Ash NF Blend LGY/F2



③ Japanese Oak DBR MG-CGY/L3

		F1	F2	F3	F4 / CL1	F5 / L2	L3	L4
Armchair Armchair H [Image ①]	w: 565 d: 535 h: 800 <825> sh: 435 <460> ah: 635 <660> wt: 5.0	Japanese Ash						
		Japanese Oak						
		Walnut						
		Only covering seat						
		Leather stitching Covering seat						
Side Chair Side Chair H [Image ②]	w: 550 d: 535 h: 800 <825> sh: 435 <460> wt: 4.5	Japanese Ash						
		Japanese Oak						
		Walnut						
		Only covering seat						
		Leather stitching Covering seat						
Side Chair (S) Side Chair (S) H [Image ③]	w: 500 d: 525 h: 800 <825> sh: 435 <460> wt: 4.5	Japanese Ash						
		Japanese Oak						
		Walnut						
		Only covering seat						
		Leather stitching Covering seat						

*The figures in the angle brackets express the height of H type.

Others

ACCESSORY COLLECTION



CondeHouse's original accessory collection is here to make your life more relaxed and comfortable. K-type cushions are designed by a Hokkaido-born designer, Kajihara Kanako, based on Japanese flowers.

The special fabrics for Cushion K

The special fabrics for Cushion K are selected from the collection of Kanako Kajihara, a textile designer from Hokkaido. The three fabrics are suggestive of Hokkaido nature, and unique especially in three-dimensional texture developed by the printing and heatshrinking process. You can combine two different fabrics.




- *These fabrics are available only for Cushion K.
- *Dry-cleanable
- *Please contact for pattern arrangement.
- *White cloth is put in between the fabrics for design.

Microfiber cushion

Microfiber allows deep laid-back but is less subject to deformation.



① KTLGY+KRDBG



② KFWT+KRDBG



③ KFWT+KTLGY



Cushion K 65 × 50

[Image ①]

650 × 500

- *Upholstered only with the special fabric (see below for more details)
- *Microfiber cushion

Cushion K 45 × 45

[Image ②]

450 × 450

- *Upholstered only with the special fabric (see below for more details)
- *Microfiber cushion

Cushion K 50 × 30

[Image ③]

500 × 300

- *Upholstered only with the special fabric (see below for more details)
- *Microfiber cushion

ACCESSORY COLLECTION



④ Like DGY/F3



⑤ Memory NV/F4



⑥ Tonica BU/F4




⑦ Bentley GY/F5



⑧ Maple DBG/F3



⑨ Ultrasuede LGY/F3



⑩ BQ-RBR/L3



⑪ BQ-BR/L3



⑫ GR-BE/L4



⑬ BQ-BR/L3



⑭ GR-BE/L4



⑮ BQ-GBE/L3



⑯ MR-WT/CL1



⑰ GR-BE/L4

F1 | F2 | F3 | F4 | F5

Cushion C 65 × 50

650 × 500

[Image ④]



*Microfiber cushion *The fabric patterns of the front and back run across.

Cushion C 45 × 45

450 × 450

[Image ⑤]



*Microfiber cushion *The fabric patterns of the front and back run across.

Cushion C 50 × 30

500 × 300

[Image ⑥]



*Microfiber cushion *The fabric patterns of the front and back run across.

F1 | F2 | F3 | F4 / CL1 | F5 / L2 | L3 | L4

Cushion 50

500 × 500

[Image ⑦]



*Microfiber cushion

Cushion 45

450 × 450

[Image ⑧]



*Microfiber cushion

Cushion 35

350 × 350

[Image ⑨]




*Microfiber cushion

Leather Cushion (a) 40

400 × 400

[Image ⑩]

*Microfiber cushion



Leather Cushion (a) 30

300 × 300

[Image ⑪]

*Microfiber cushion



Leather Cushion 40

400 × 400

[Image ⑫]

*Shredded urethane cushion



Round Leather Cushion 80

dia: 800

[Image ⑬]

*Shredded urethane cushion



Round Leather Cushion 45

dia: 450

[Image ⑭]

*Shredded urethane cushion



F1 | F2 | F3 | F4 / CL1 | F5 / L2 | L3 | L4

Roll Cushion

480 × dia: 180

[Image ⑮]



*Microfiber cushion

CL1 | L2 | L3 | L4

Round Seat Leather Cushion 41

dia: 410

[Image ⑯]



Seat Leather Cushion (R)

505 × 415

[Image ⑰]



M COLLECTION



M Collection is a collection that commercializing the grand prize winning item of the International Furniture Design Competition in Asahikawa, full of unique Japanese beauty concepts. CondeHouse original colors are available for you to mix and match with other furniture collection.

Wood coating

Japanese Ash NF/WNF/MBR/DBR/GY/DGY/BL

M COLLECTION

M collection is the items made by MÖBEL TOKO, and made of Japanese ash with CondeHouse standard colors.

MÖBEL TOKO

Headquartered in Asahikawa, good at wooden modular furniture with advanced technology, and aggressive to challenge new and difficult designs.

<http://mobeltoko.co.jp>



278



① Japanese Ash WNF



② Japanese Ash MBR



Drawer

Half Chair Op. 1

[Image ①]

w: 490 d: 340 h: 705 sh: 440 wt: 3.0

Japanese Ash

Half Chair Op. 1 (with Drawer)

[Image ②]

w: 490 d: 340 h: 705 sh: 440 wt: 3.5

Japanese Ash


*Accessory: a drawer



③ Japanese Ash GY



④ Japanese Ash WNF



⑤ Japanese Ash GY



⑥ Japanese Ash NF

SORAHE Original
[Image ③]

w: 900 d: 350 h: 1900

Japanese Ash

SORAHE Small
[Image ④]

w: 730 d: 350 h: 1540

Japanese Ash

SORAHE Tower 190
[Image ⑤]

w: 350 d: 350 h: 1900

Japanese Ash

SORAHE Tower 154
[Image ⑥]

w: 350 d: 350 h: 1540

Japanese Ash

C COLLECTION



C Collection is a collection of beautiful hand-crafted products made of solid wood that will enrich your lifestyle. Popular items such as dress racks and coat stands are finished in CondeHouse original colors.

Wood coating

Japanese Ash NF/WNF/MBR/DBR/GY/DGY/BL

C COLLECTION

C collection is the items made by cosine, and made of Japanese ash with CondeHouse standard colors.

cosine

They offer long-life wooden furniture and household goods, such as sofas, tables, clocks, crafts, etc. with enthusiasm of using every last piece of wood.

<https://www.cosine.com>



cosine

280



① Japanese Ash BL



② Japanese Ash NF

High Stool

[Image ①]

w: 360 d: 270 h: 545 sh: 530 wt: 2.5

Japanese Ash

*Solid wood seat

Mine Stool

[Image ②]

w: 360 d: 360 h: 435 sh: 415 wt: 3.5

Japanese Ash

*Solid wood seat



③ Japanese Ash GY



④ Japanese Ash DBR



⑤ Japanese Ash WNF

Dress Rack
[Image ③]

w: 755 d: 410 h: 1490

Japanese Ash

Dress Rack (Wide)

w: 1045 d: 460 h: 1485

Japanese Ash

Coat Stand Fioretto
[Image ④]

w: 450 d: 450 h: 1870

Japanese Ash

*The hook parts are pivotable.

Coat Stand Branch
[Image ⑤]

w: 440 d: 440 h: 1785

Japanese Ash



Information

Long Life Products

Maintenance

CondeHouse Factory

Material

Wood & Finish

Fabric

Leather

Shop & Office

Item List Index

Long Life Products

1968-1976

More than 45 years

Alp LD 1972
 Golfer Salon (N) * 1973
 Golfer Dining (N) *
 Runt Om



2002-2011

More than 10 years

RS Sofa 2002
 Eclipse Living



1977-1981

More than 40 years

Lavender Dining (21) * 1979
 Bols Living 1980
 Bols Dining



Eclipse 2003
 Stripe
 Stripe Bedroom
 Barringer



Quodo Living (15) * 2004



284

1982-1991

More than 35 years

Riki Rocker 1982
 Riki Windsor 1983



Quiet Living (21) * 2005
 Leggero Dining

Nami Bench 2006

tosai LUX Living (18) * 2007
 tosai LUX
 Linus Living



1992-2001

More than 25 years

Sori 1996

More than 20 years

Ippongi 1997
 Twist
 Lapis 1998
 Riki Bench
 Shoji 2001



COHAN Living 2008
 tosai LUX System



WING LUX Living 2009
 WING LUX LD
 SP Table
 OT Table
 Gerbera Living (21) *
 Cornelia Dining
 TL Table
 Moov Dining

Furniture has three kinds of life time: of materials, configuration, and design. For longer material life, it is important to select good wood and to dry and mill it appropriately. For longer configuration life, robustness needs to be focused. For longer design life, timeless beauty and usefulness are required. In addition, we are giving importance to maintenanceability as well so that customers can keep on using our furniture until the next generation wood is ready.

2010
 ATILLA LUX Living
 ATILLA LUX
 SESTINA LUX Living (17) *
 SESTINA LUX (17) *
 Bedrom System bm (21) *
 BARCA LUX



Petra Dining
 WING LUX
 2011

2012-2021

Less than 10 years

2012
 Kiila Dining (18) *
 Canyon Dining
 Sled Dining
 Hakama Dining



2013
 Splinter Dining
 Splinter
 Challenge Dining
 BCTD
 Fold
 MOLA LUX Living



2014
 Challenge Living
 MOLA LUX

2015
 KAMUY LUX Living
 KAMUY LUX Dining
 SPLINTER LUX Dining
 TACK LUX Living
 Mom Dining
 Ripple



Ten Dining (21) *
 2016

2017
 RB Table
 Ten
 YUKAR LUX Living



2018
 Korento Dining
 Ten Living
 KINA LUX



2019
 EIGHT LUX Dining
 Crust
 Kotan
 Nupri Living
 Nupri Dining
 ONE LUX Dining



2020
 Kyobashi Dining
 CL Table
 TL Table (20)

2021
 SL Table

* The figures shown to the right of the product names are launch years. Items with * mark have been redesigned after release.

Maintenance



How to place furniture

286

Place furniture as flatly as possible in order to prevent strength deterioration, breakage, and collateral damages. Don't forget to set up adjusters for furniture in case they are installed. When moving furniture, be careful not to damage paint or make dents.

Direct sunlight and heat

Direct sunlight may deteriorate the color of natural materials: wood, fabric, and leather. Heat and extreme dry conditions may warp wood.

Repair

(this service is only provided within Japan)

In order to keep sustainability of the wood industry, it's important to use wood at the same rate of tree growth. We re-upholster or re-paint tradein furniture, and also emphasize the maintainability of our products to make repair easier.



How to maintain furniture

Wooden furniture is vulnerable to water or moisture. Wipe softly with a dry cloth and don't rub hard in order to avoid scars. When it's dirty, wipe with a squeezed wet cloth and then with a dry one. Don't use volatile liquids such as benzene, alcohol, or thinner in order to avoid color deterioration.

How to maintain fabric

Pad softly and vacuum dust coming onto the surface. When it's stained, pad softly with a cloth firmly squeezed after being soaked in a neutral detergent, wipe with a squeezed wet cloth, and finish with a dry cloth.

How to maintain leather

Wipe with a dry cloth as needed. Don't rub too hard to prevent a clog of dust in pores; don't use oil cloth to prevent stains. Vacuum-clean with a soft brush regularly.

How to maintain cushions

Padding softly and pulling into shape prevent cushions from wrinkling and losing shape.

287

Trade-in and resale (this service is only provided within Japan)

Now that nearly half a century has passed since we started business, there are many customers replacing their old furniture with new ones from our lineup again. We trade-in, repair, and resell such old furniture as vintage products.



CondeHouse Factory



Timber factory

The water content rates of wood are controlled to be appropriate as material for furniture, which are decided based on intimacy with natural material of wood. This is the beginning place for our production.

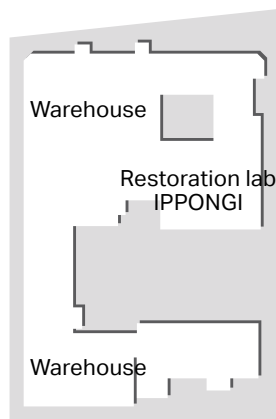
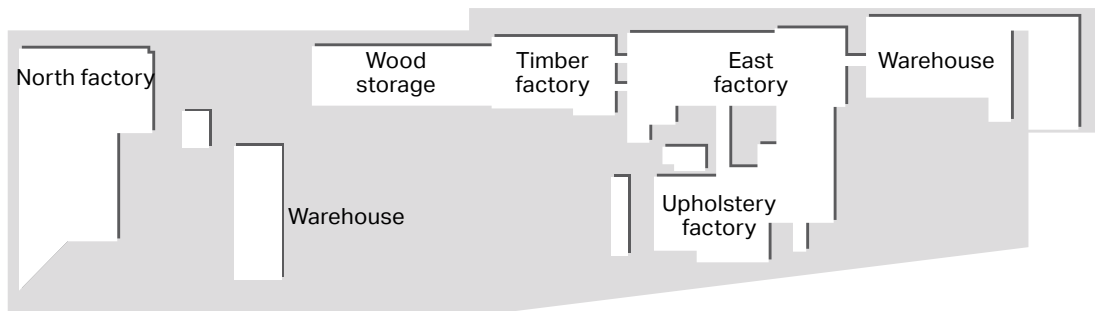
North factory

This factory is for cabinets, tables, and even detailed custom made products, where large machines are installed, so that big panels of up to 1.5 m x 3.0 m can be processed.

East factory

Master craftsmen manipulate state-of-the-art machines in our factories, where substantial synergy is provided. Every single wood is different, and therefore, each wood is processed appropriately to its characteristics.

288



Site area:
30,900 square meters

Construction area:
11,030 square meters

Total floor space:
24,980 square meters

The head office of CondeHouse with our development, administrative and marketing divisions is located in Asahikawa, Hokkaido, next to the factories. We also maintain close ties with other factories for certain types of specialty work. Flexible and consistent production is assured through small-lot production using a system that covers every step from acquiring materials to machining, assembly, and shipping. This system also offers customers the advantage of quick turnaround on custom orders and other special orders.



Upholstery factory

A large variation of fabrics is offered for chairs and sofas, and the lineup is regularly refreshed, reflecting the international trend of interior design. In addition, leather suitable for different applications is also offered.

IPPONGI

IPPONGI was launched in 1997. At this oldest factory used since the establishment of CondeHouse, more importance is laid to traditional techniques. Only small number of selected craftsmen are deployed, and they have been making furniture with their long experience in wood working.

Restoration lab

Fortunately enough, we have many customers who want to use our products long even after the products are damaged or stained. The Restoration lab responds to such requests. Our experienced craftsmen listen to customers' requests and restore long-used furniture accordingly. Nothing pleases craftsmen more than their products are long used.

289

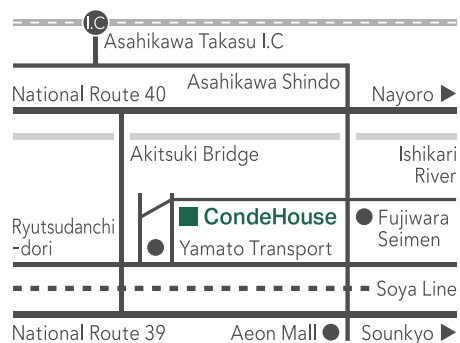


CondeHouse Co., Ltd. Head Office & Factory

2-6 Nagayama Kita Asahikawa
Hokkaido 079-8509

Representative:
Tel +81 (0)166-47-1188
Fax +81 (0)166-49-2225

International Division:
Tel +81 (0)166-56-0409



Material



Wood

Grain

We cannot gain a lot of straightgrain part from one tree. Places where branches once grew become gnarls, and the grains of such places wave. We place these wood characters efficiently on the surface of furniture so that they look attractive.

Surrounding environmental effect

Exposed to direct sunlight or hot air from heater, wood may suffer from color change or small splinters. Even so, it makes a comeback by repair.

Color

Even though lumber boards are taken from the same wood, the color of the boards may vary for their places of the wood: outside or inside; upper or bottom.

Aging changes

Wood (especially solid wood) keeps on moving after processed into furniture. Table top boards of solid wood may warp or break. Even so, they can continue to be used by repair.

Damages

Solid wood furniture may be dented by impact or burned by heat. Even after such damages, it can continue to be used by repair: dents by steam heating; burnt places by whittling and painting.

Grain

Random match

Wood planks or veneer sheets are joined at random, of which expressive surface patterns require craftsmen for high skills and an eye for beauty.

Book match

Two pieces of wood planks or veneer sheets with similar surface patterns are arranged side by side to look like a book opened, which makes surface patterns look more dynamic by grains running symmetrically.

Slip match

The most simple but beautiful repeating surface pattern is produced by arranging in order wood planks or veneer sheets facing in the same direction. In most cases, straight grain planks or veneer sheets are preferred.



Fabric

Carefully selected materials

Cotton with dry feel, breathing linen, and regenerated fiber, rayon, well known for its beautiful glow. They are the main materials used for the upholstery of our furniture and cushions. We carefully select those materials for comfortability, design, etc. The sum of such small considerations will make a big difference.

Wide variation

Fabric collections varying in color, pattern, texture, etc. Some of them may just look simple and basic at first glance, but a closer look will show complex woven patterns, brightness, etc. By combining those fabric collections with our options of wood and its color coating, the attractiveness of our products will expand in the three styles: North noble; Simple & Natural; Advanced classic.



Leather

Bits of knowledge about leather

Hide is tanned into leather. A close look at the surface of leather shows many scars and wrinkles called natural marks. Leather can be divided into two types by surface treatment: full grain leather (RK, BQ, MG, KS, KP, and GR); corrected grain leather (MR).

The six CondeHouse leather collections are appropriately and characteristically painted or embossed for the texture and maintainability.

Paint

There are two major paints for leather: pigment and aniline. Pigment coats the surface of leather, while aniline penetrates inside. These two paints are mixed for the leather collection of CondeHouse so that texture, concealment of natural marks, and maintainability can keep a balance at a higher level.

Texture

In terms of texture, leather can be divided into two types: smooth and emboss. Natural marks are expressed in the smooth type while they are concealed in the emboss type. They are not better-or-worse but just different.

Wood & Finish



Japanese Ash NF



Japanese Ash WNF



Japanese Ash MBR




Japanese Ash DBR



Japanese Ash GY



Japanese Ash DGY



Japanese Ash BL



Japanese Ash OFN




Japanese Birch NF




Japanese Birch WNF




Japanese Birch MBR



Japanese Birch DBR



Japanese Birch GY



Japanese Birch DGY



Japanese Birch BL




Japanese Birch OFN



Japanese Oak NF



Japanese Oak WNF



Japanese Oak MBR



Japanese Oak DBR



Japanese Oak GY




Japanese Oak DGY



Japanese Oak BL



Japanese Oak OFN




Japanese Oak NWT



Oak NF




Oak WNF



Oak MBR



Oak DBR



Oak GY



Oak DGY



Oak BL



Oak OFN



Walnut CW



Walnut DBR



Walnut OFN




Cherry WL



PWT



PDG




PBL



REM



WTM



BLM

*The application of wood and finish differs depending on items.

*OFN is oil-finish.

*The images may be different in color from real ones.

Japanese Oak

Oak is likely to have tiger stripes; especially Japanese oak is more. Other natural marks may also appear on top boards, backrests, arms, etc., which is intentionally designed for beautiful harmony.

Fabric

Grade Chart


F1



Grain GY / F1
👉📄




Grain DGY / F1
👉📄



Grain BL / F1
👉📄



Persia BR / F1
👉📄



Persia LGY / F1
👉📄



Persia CGY / F1
👉📄

F2



Syuro DBR / F2
📄



Syuro GN / F2
📄



Syuro OR / F2
📄



Syuro RE / F2
📄



☆
Syuro BU / F2
📄



☆
Syuro LGY / F2
📄



☆
Jan BU / F2
📄



☆
Jan GY / F2
📄



Blend LBE / F2
👉📄



Blend LGN / F2
👉📄




Blend PN / F2
👉📄




☆
Blend LGY / F2
👉📄

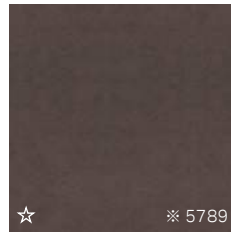
F3




☆ ※ 3366
 Ultrasuede LGY / F3
 🧺Ⓟ




☆ ※ 3367
 Ultrasuede GY / F3
 🧺Ⓟ



☆ ※ 5789
 Ultrasuede DGY / F3
 🧺Ⓟ




☆ ※ 232
 Maple BR / F3
 Ⓟ




☆ ※ 362
 Maple DBR / F3
 Ⓟ



☆ ※ 742
 Maple BU / F3
 Ⓟ




☆ ※ 762
 Maple DBG / F3
 Ⓟ




Like YE / F3
 🧺Ⓟ




☆ Like DGY / F3
 🧺Ⓟ



☆ Like NV / F3
 🧺Ⓟ



☆ Ramo BE / F3



☆ Ramo GY / F3



☆ Linova OR / F3



☆ Linova BU / F3

🧺 Only hand-washable in lukewarm water (40 degrees celsius or less)

Ⓟ Dry-cleanable

※ Maker part number

Fabrics with are always in-stock and possible to be provided in the shortest lead time.
 Please contact for the availability of the other fabrics.

The images may be different in color from real ones.

Please see the scale above for the confirmation of fabric patterns.

The vertical direction of images conforms to the depthwise direction of chairs and sofas.

Fabric

Grade Chart

F4




Aran LGN / F4




Aran PL / F4



Olaf BU / F4



Sarmassa LGY / F4




Sarmassa GY / F4



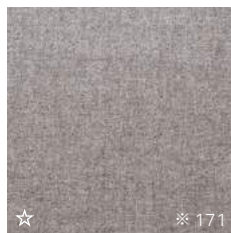
Cherock GN / F4




Cherock OR / F4



Tonica BU / F4




Tonica LGY / F4



Tonica DGY / F4




Neit GY / F4



Vina LBE / F4




Biro GN / F4



Biro GY / F4



Magnolia GY / F4



Memory OR / F4
👤📄



Memory NV / F4
👤📄



Rivie LBR / F4



Rivie YE / F4




Rivie BG / F4

296

F5



Avance BR / F5




Angi WT / F5



Fine GY / F5



Bentley BE / F5



Bentley BR / F5



Bentley GY / F5



Bentley BL / F5

☹️ Only hand-washable in lukewarm water (40 degrees celsius or less)

© Dry-cleanable

※ Maker part number

Fabrics with are always in-stock and possible to be provided in the shortest lead time.
Please contact for the availability of the other fabrics.

The images may be different in color from real ones.

Please see the scale above for the confirmation of fabric patterns.

The vertical direction of images conforms to the depthwise direction of chairs and sofas.

Leather

Grade Chart

CL1



MR-WT / CL1



MR-LBR / CL1




MR-DBR / CL1



MR-BL / CL1

L2



RK-NL / L2



RK-BR / L2



RK-DBR / L2



RK-RB / L2




RK-BL / L2

L3



BQ-GBE / L3



BQ-BR / L3



BQ-DBR / L3



BQ-RBR / L3



BQ-RE / L3

298



BQ-DBU / L3



BQ-BL / L3



MG-GBE / L3



MG-LGY / L3




MG-KGY / L3



MG-CGY / L3



MG-BL / L3




KS-LGY / L3



KS-BL / L3



KP-DBR / L3



KP-LGY / L3

L4



GR-BE / L4 (note)



GR-DBR / L4 (note)



GR-DRE / L4 (note)



GR-BL / L4 (note)

Leather grade

- | | |
|-----|----|
| CL1 | MR |
|-----|----|

 Painted and embossed medium thick leather which improves maintainability by stain- and damage- proof design.
- | | |
|----|----|
| L2 | RK |
|----|----|

 Painted and embossed thick leather which improves maintainability by stain- and damage- proof design, and is suited for sofas.
- | | |
|----|----|
| L3 | BQ |
|----|----|

 Semi aniline finished and shrink processed leather.
- | | |
|----|----|
| L3 | MG |
|----|----|

 Pigment and embossed leather, thick and soft but resistant to fouling and scratches; greyish color is available.
- | | |
|----|----|
| L3 | KS |
|----|----|

 Smooth type painted leather which improves maintainability by stain- and damage- proof design, and is suited for sofas.
- | | |
|----|----|
| L3 | KP |
|----|----|

 The new leather is good in texture and maintainable due to natural wrinkle finish and fine-particle pigment.
- | | |
|----|----|
| L4 | GR |
|----|----|

 Aniline finished and natural shrink processed leather.

*Fabrics with are always in-stock and possible to be provided in the shortest lead time. Please contact for the availability of the other fabrics.

*Leathers with "note" are made-to-order. Check the delivery time beforehand.

Natural leather requires daily maintenance. Please see p. 237.
Some items have limits on fabric / leather application.

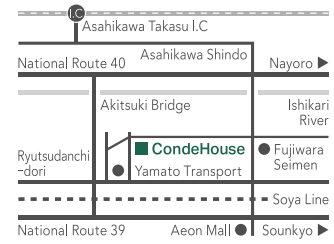
Shop & Office

CondeHouse Asahikawa



2-6 Nagayama Kita Asahikawa Hokkaido 079-8509

Tel 0166・47・9911 Fax 0166・48・3100



CondeHouse Dooh

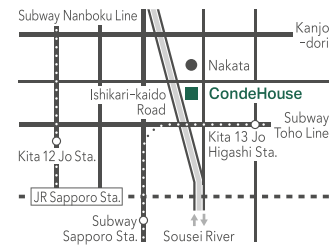


N-bldg. 2/3F

1-15 Higashi 1 Kita 13 Higashi-ku Sapporo 065-0013

Tel 011・743・4401 Fax 011・743・4402 [office]

Tel 011・743・4445 Fax 011・743・4446 [shop]



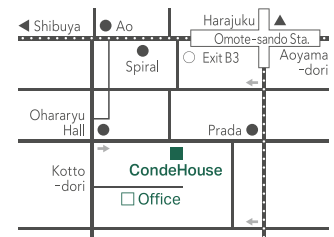
CondeHouse Tokyo Shop



Uchida-bldg. 1/2F

5-4-46 Minami-Aoyama Minato-ku Tokyo 107-0062

Tel 03・5931・1188 Fax 03・5931・1189



CondeHouse Tokyo Open Office

Office

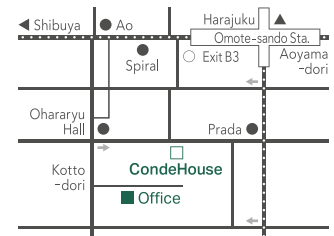


Imari Minami-Aoyama-bldg.1F

5-4-29 Minami-Aoyama Minato-ku Tokyo 107-0062

Tel 03・5931・8221 Fax 03・5931・8222 [Tokyo Office]

Tel 03・5931・8220 Fax 03・5931・8222 [Contract Division]



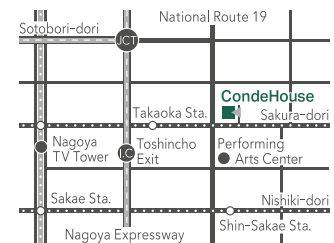
CondeHouse Nagoya



Daiichi Fuji-bldg. 1F

35-16 Daikancho Higashi-ku Nagoya 461-0002

Tel 052・559・3331 Fax 052・559・3332



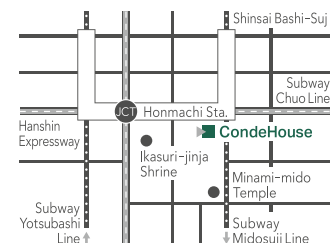
CondeHouse Osaka



Osaka Midosuji-bldg.1F

4-1-3 Kyutaro-machi Chuo-ku Osaka 541-0056

Tel 06・6253・6678 Fax 06・6253・6680

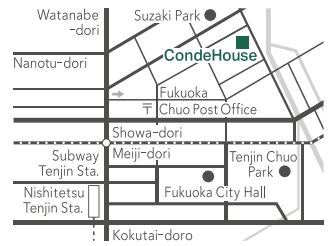


CondeHouse Fukuoka Office



Office NEW GAEA NIKKO Tenjin 303
4-8-25 Tenjin Chuo-ku Fukuoka 810-0001

Tel 092・732・1333 Fax 092・732・1335

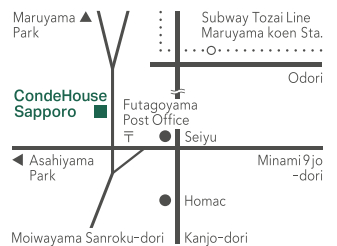


CondeHouse Sapporo

CondeHouse Sapporo Co., Ltd.

4-1-10 Futagoyama Chuo-ku Sapporo 064-0946

Tel 011・511・0305 Fax 011・511・0505 [office]
Tel 011・511・0303 [shop]

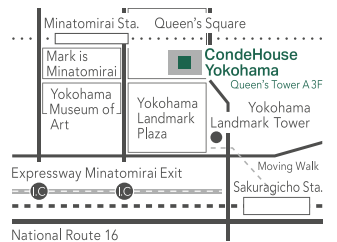


CondeHouse Yokohama

CondeHouse Yokohama Co., Ltd.

Queen's Tower A3F
2-3-1 Minatomirai Nishi-ku Yokohama 220-600

Tel 045・682・5588 Fax 045・682・5585

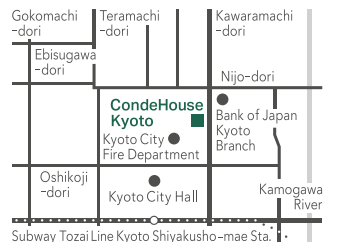


CondeHouse Kyoto

Kyoto CondeHouse Co., Ltd.

Cloto-bldg. 1F
376 Ichinofunairi-cho Kawaramachi-dori Nijo-Sagaru
Nakagyo-ku Kyoto 604-0924

Tel 075・251・0223 Fax 075・251・0224



Overseas bases

CondeHouse U.S.A.



3001 Red Hill Avenue, Suite 3-108
Costa Mesa, CA 92626 U.S.A.

Tel +1 (1) 949・247・7777
Fax +1 (1) 949・247・7799

www.condehouse.com

CondeHouse Europe



Im Sinderfeld 8, 56072 Koblenz Germany

Tel +49 (0) 261・94239731
Fax +49 (0) 261・94239733

www.condehouse.de

Item List Index

あ



RS SOFA
RS ソファ
ItemList 170



RB TABLE
RB テーブル
ItemList 172



ATILLA LUX
アティラ ラックス
ItemList 101



ALP
アルプ
ItemList 169



IPPONGI
一本技
ItemList 162



WING LUX
ウイング ラックス
ItemList 104



EIGHT LUX
エイト ラックス
ItemList 114



ECLIPSE
エクリプス
ItemList 178



SL TABLE
SL テーブル
ItemList 180



SP TABLE
SP テーブル
ItemList 182



OT TABLE
OT テーブル
ItemList 184

か




GERBERA
ガーベラ
ItemList 186



KAMUY LUX
カムイ ラックス
ItemList 116



KIILA
キーラ
ItemList 188



KINA LUX
キナ ラックス
ItemList 122



CANYON
キャニオン
ItemList 187



KYOBASHI
キョウバシ
ItemList 190



QUIET
クワイエット
ItemList 192



QUODO
クオード
ItemList 196

302



CRUST
クラスト
ItemList 191



KOTAN
KOTAN
ItemList 200



CORNELIA
コネリア
ItemList 206



COHAN
COHAN
ItemList 207

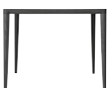


GOLFER
ゴルファー
ItemList 208



KORENTO
コレント
ItemList 210

さ



CL TABLE
CL テーブル
ItemList 212



SHOJI
ショージ
ItemList 214



STRIPE
ストライプ
ItemList 218



SPLINTER
スプリンター
ItemList 222



SPLINTER LUX
スプリンター ラックス
ItemList 124



SLED
スレッド
ItemList 215



SESTINA LUX
セスティナ ラックス
ItemList 126



SORI
ソリ
ItemList 224

た



TACK LUX
タック ラックス
ItemList 132



CHALLENGE
チャレンジ
ItemList 225



TWIST
ツイスト
ItemList 227



TL TABLE
TL テーブル
ItemList 228



TEN
テン
ItemList 232



tosai LUX
トーザイ ラックス
ItemList 134

な



NAMI
ナミ
ItemList 243



NUPRI
ヌプリ
ItemList 244


は



HAKAMA
ハカマ
ItemList 246



BARRINGER
バリンジャー
ItemList 248



BARCA LUX
バルカ ラックス
ItemList 148



BCTD
BCTD
ItemList 249



FOLD
フォールド
ItemList 250



Bedroom System bm
ベッドルームシステム bm
ItemList 252



PETRA
ペトラ
ItemList 251



BOLS
ボルス
ItemList 256

ま



MOM
マム
ItemList 258



MOOV
ムーブ
ItemList 260



MOLA LUX
モーラ ラックス
ItemList 150

や



YUKAR LUX
ユカラ ラックス
ItemList 156

ら



LINUS
ライナス
ItemList 262



LAPIS
ラピス
ItemList 263



LAVENDER
ラベンダー
ItemList 264



RIKI
リキ
ItemList 267



RIPPLE
リップル
ItemList 266



RUNT OM
ルントオム
ItemList 270



LEGGERO
レジェーロ
ItemList 272

わ



ONE LUX
ワン ラックス
ItemList 159

他



ACCESSORY COLLECTION
アクセサリコレクション
ItemList 275



M COLLECTION
M コレクション
ItemList 278



C COLLECTION
C コレクション
ItemList 280

Contents

カンディハウス ストーリー	CondeHouse Story	4
カンディハウス スタイル	CondeHouse Style	6
・ノース ノーブル	・North Noble	8
・シンプル & ナチュラル	・Simple & Natural	42
・アドバンスト クラシック	・Advanced Classic	68
カンディハウスの取り組み	Contribution to Society	90
カンディハウス製品について	CondeHouse Product	92
アイテムリストの見方	Discription for the Item List	98

Information

ロングライフ製品	Long Life Products	284
メンテナンスについて	Maintenance	286
カンディハウスの工場について	CondeHouse Factory	288
自然素材について	Material	290
樹種・塗装	Wood & Finish	292
ファブリック グレードチャート	Fabric	294
レザー グレードチャート	Leather	298
ショップ・オフィス 一覧	Shop & Office	300

CondeHouse Co., Ltd.

2-6 Nagayama Kita Asahikawa
Hokkaido 079-8509 Japan

Representative:
Tel +81 (0)166-47-1188
Fax +81 (0)166-49-2225

International Division:
Tel +81 (0)166-56-0409

2021.5

- The images in this catalog may be slightly different in color from actual products due to the printing inks.
- The products shown are as of May 1, 2021. Product designs and specifications are subject to change for the product improvement.
- Please contact for more details.