

Craftsmanship that shares  
Japanese aesthetics with  
the world.

# Collection Catalogue 2022

From  
Hokkaido  
with care  
& respect



# Contents

「座る」を、デザインする。

まず一脚、座り心地が気に入った椅子を選びましょう。

ダイニングからリビングへのつながりを、暮らしの中心と考えて。

椅子に合わせてテーブル、そしてリビングのソファを。

家族で、パートナーと、あるいはひとりで、

食べる、語らう。くつろぐ、休む。考える、学ぶ——。

一日、一年、十年、ずっと心地よくいられる。

そんなわが家づくりを、カンディハウスとともに。

CondeHouse is a Japanese furniture manufacturer designing a way to relax at home rather than simply designing furniture centered on chairs.

Considering that dining and living spaces are the center of home and life, we think together with customers about the best chairs for their everyday lives first, and then about other furniture that goes along with the chairs.

We take great care to design a place where you can spend a very comfortable time with your family or even alone for many years to come. Whether it's dining with family, laughing with friends, or relaxing after a long day of work, a chair is always there for you. A chair is never just a chair at CondeHouse.

CondeHouse Story	4
CondeHouse Style	6
North Noble	
scene 01 おはよう。今日の日に。今日の私に。	10
scene 02 おいしいのは、ここにある時間。	14
scene 03 呼吸する素材がくれる幸福。	18
scene 04 アイデアは、くつろぎから生まれる。	22
scene 05 ここから始まる、家族の新しい時代。	26
scene 06 ぬくもりが、待っていてくれる。	30
scene 07 必要なものだけ、という贅沢。	34
scene 08 透き通った朝から、はじめよう。	38
Simple & Natural	
scene 09 光も一緒に座ってる、みんなのテーブル。	44
scene 10 何をしても、何もしなくても、うれしい。	48
scene 11 木洩れ陽が、話しかけてくる。	52
scene 12 草原にいるように、暮らしたい。	56
scene 13 五感で楽しむ、素材との対話。	60
scene 14 懐かしさにも新しさにも、人はくつろぐ。	64
Advanced Classic	
scene 15 アートを楽しむように、暮らしを愛おしむ。	70
scene 16 知性で遊ぶ。大人の自由時間。	74
scene 17 くつろぎの質を高めて、時を味わう。	78
scene 18 人生の大切なものは、家にある。	82
Scene List	86
Contribution to Society	89
CondeHouse Products	96
Item List	101
Information	320
Index	342

どんぐりの木のシンボルマーク。北海道産広葉樹のミズナラは私たちのものづくりにおいて大切な樹木の一つ。シンボルマークは、「CH」の頭文字をモジュールとし、広葉樹を表現しました。

The logo is designed in the motif of an acorn tree formed by the company name initials: C and H. Hokkaido oak trees grown from little acorns are our identity as a wooden furniture manufacturer.

ともにつくる暮らし。カンディハウス。

From  
Hokkaido  
with care  
& respect

## 自然に感謝し、森のそばで家具をつくる。

北海道の美しい森が、カンディハウスの原点です。

できる限り北海道の木を使い、一本一本を生かしきって、長く使えるよりよい生活の道具をつくる。

私たちのものづくりの基準はいつも、森に正直であることです。

## We build furniture by the forest, with a keen sense of gratitude for what nature has given us.

The beautiful forests of Hokkaido are the starting point of everything CondeHouse is.

We use Hokkaido wood for as much of our work as possible, using every last piece of wood to create items that will be part of your daily life for a long time.

Treating the forest well is at the heart of everything we do.

## つくり手の努力と挑戦が、すぐれたデザインを形にする。

木の板をなででは削る手の横で、最先端加工機が軽やかに舞う。

カンディハウスの工場には、ものづくりへの挑戦を重ねることで培われた、手仕事とテクノロジーの高度な融合があります。

世界のデザイナーが「カンディハウスならできる」と期待してくれる理由です。

## Excellent designs come from the creator's hard work and willingness to accept challenges.

In our factories, cutting-edge processing tools are operated alongside elaborate handcrafting.

CondeHouse's factory is a sophisticated culmination of manual work and technology, developed through a series of ventures into new forms of craftsmanship.

That's why designers around the world know that "if anyone can do it, CondeHouse can!"

## ものづくりで、「和の美意識」を発信する。

創業時から引き継がれてきたカンディハウスのものづくりには、

自然を敬い、人を思う、日本の精神性が表れています。

「和の心」から生まれるやさしい形や繊細な機能は、心地よい暮らしを求めるすべての人と、共有できると信じます。

## Craftsmanship that shares Japanese aesthetics with the world.

Respect for nature and consideration for people are important Japanese values,

and we have applied these principles to our craftsmanship throughout all of our years in business.

The heart of Japan is reflected in our gentle shapes and intricate functions, and we believe that these values enable us to make everyone's life more comfortable.

# CondeHouse Style

## 3 style concepts

カンディハウスでは、「ノース ノーブル」「シンプル & ナチュラル」「アドバンスト クラシック」というそれぞれスタイルの異なる空間を提案し、お客さまとともに豊かな暮らしを求めてまいります。

As a customer-friendly approach, we have categorized our item styles into three: North Noble, Simple & Natural, and Advanced Classic.



North Noble

Simple & Natural

Advanced Classic



Simple & Natural



Simple & Natural



North Noble



Simple & Natural



North Noble



North Noble



Advanced Classic



Advanced Classic




North Noble



## North Noble

北国の凛とした空気を思い起こさせる、清潔で気品ある空間。  
緊張感のあるフォルムや精緻な技に、やわらかな知性が漂います。

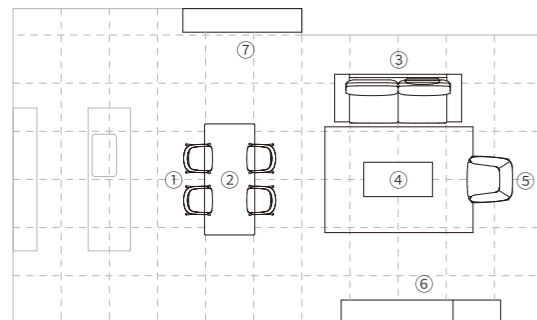

A style evoking crisp and clear air in Hokkaido,  
which developed with items sharp and soft expressions coexist.







新しい一日が、目を覚ます。  
 生まれたばかりの光が、風を連れてやって来た。  
 聞こえ始める街の喧騒。  
 実りある、いい日になりますように。



10\_11 page

①Ten Dining (21) Armchair UB (Upholstered Seat) | Japanese Ash MBR MG-BL/L3 <P.266> ②Ten Dining (21) Solid Wood Table 210×95 | Japanese Ash MBR <P.269> ③Sestina LUX Living (17) Sofa 240 Headrest | Japanese Ash MBR Fine GY/F5 <P.139> ④Sestina LUX Living (17) Coffee Table 130×65 | Japanese Ash MBR <P.140> ⑤Ten Living Armchair | Japanese Ash MBR Maple DBG/F3 <P.273> ⑥A+ TV-102-120 (Reversal) | Japanese Ash MBR+Japanese Ash DGY <P.181> ⑦A+ ST-101-760 | Japanese Birch AWT+Oak WNF <P.181>



TEN  
 Ten Dining (21) Armchair UB  
 (Upholstered Seat)



TEN  
 Ten Dining (21) Extension Solid Wood Table  
 210×95




SESTINA LUX  
 Sestina LUX Living (17) Sofa 240KD

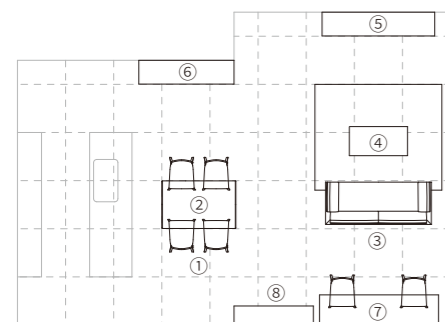
おいしいのは、ここにある時間。







そろそろインターを降りる頃だろうか。友人家族の久しぶりの訪問。  
荷物を下ろしたらまず、冷たい飲みものでゆっくりしてもらおう。  
いつか食べてもらいたいと思っていた自慢の一皿は、そのあとで。



14\_15 page

- ①Challenge Dining Side Chair | Japanese Oak GY Maple DBR/F3 (P.257)
- ②Moov Dining Extension Table 140×90 | Oak GY (P.297)
- ③Quiet Living (21) 2.5P Sofa Back and Seat Cushions | Japanese Oak DGY MG-LGY/L3[Back and Seat] Linova OR/F3 [Cushions] (P.220)
- ④Quodo Living (15) Table 110×55 | Japanese Ash DGY (P.217)
- ⑤A+TV-133-026 | Oak DGY (P.181)
- ⑥A+ST-114-440 | Oak DGY+Oak GY (P.181)
- ⑦A+DK-108-680 | Oak GY+Linoleum (4023) (P.181)
- ⑧A+SH-103-680 | Oak GY+Linoleum (4023) (P.181)



**CHALLENGE**  
Challenge Dining Side Chair



**MOOV**  
Moov Dining Extension Table 140×90



**QUIET**  
Quiet Living (21) 2.5P Sofa



scene 03

呼吸する素材がくれる幸福。



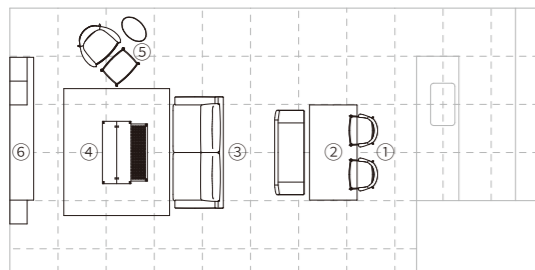


手触りのあるものが好きだ。

土を形づくった器。草を編んだ布。

和紙を通した光のやわらかさは、比べようもない。

ひとつひとつが寄り添ってくる、愛おしいわが家。



18\_19 page

①Wing LUX LD Side Chair Bench 160 (with backrest) | Japanese Oak GY RK-NL/L2 (P.113) ②TL Table (20) Solid Wood Table 180×90 LD | Japanese Oak GY (P.263) ③Quodo Living (15) Sofa 210 | Japanese Ash GY MG-KGY/L3 (P.214) ④Ippongi Nest Table | Oak OFN (P.179) ⑤Wing LUX Living Armchair Stool Side Table 36×55 | Japanese Oak WNF Linova BU/F3 (P.181) ⑥A+ LV-101-430 | Oak GY+Oak WNF (P.181)



WING LUX  
Wing LUX LD Side Chair



TL TABLE  
TL Table (20) Solid Wood Table 180×90 D



QUODO  
Quodo Living (15) Sofa 210

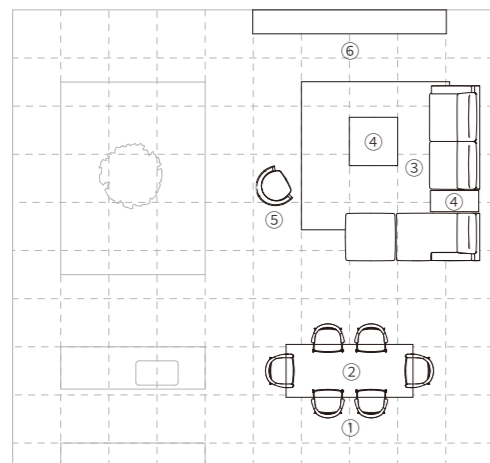


scene 04

アイデアは、くつろぎから生まれる。



居場所というものには、  
 人の夢や発想をふくらませる力があるらしい。  
 ここに座って自由に思いをめぐらす、贅沢な充電の時間。



22\_23 page

①Wing LUX LD Armchair H Side Chair H I Japanese Oak GY Like DGY/F3 (P.113) ②Sled Dining Solid Wood Table(S) 240×100 I Japanese Oak WNF (P.247) ③Quodo Living (15) One Arm 195R Long Seat 157L Stool 90 I Japanese Ash NF Kokyu BR/F5 (P.214) ④Quodo Living (15) Table 91×91×91×40 I Japanese Ash NF (P.217) ⑤tosai LUX Living (18) Easy Chair I Oak DGY KP-LGY/L3 (P.147) ⑥A+ SD-103-112 I Japanese Ash WNF + Japanese Ash GY (P.181)



WING LUX  
 Wing LUX LD Side Chair H




SLED  
 Sled Dining Solid Wood Table 240×100



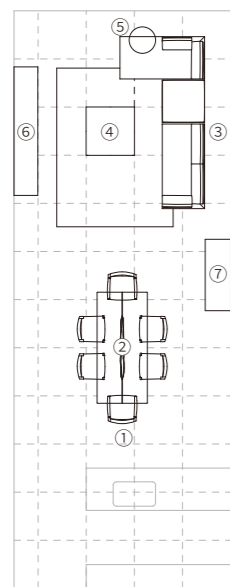
QUODO  
 Quodo Living(15)One Arm 195L

ここから始まる、家族の新しい時代。





友人の建築家に頼んだ家は、期待以上の住み心地だ。  
 低い音量でかけるジャズピアノに、  
 時折り子どもたちのはしゃぐ声が重なる。  
 そんな、小さくて大きなよろこび。



26\_27 page

①Leggero Dining Armchair Side Chair (S) | Japanese Oak NF Like NV/F3 (P.311) ②Canyon Dining Solid Wood Table 210×95 | Japanese Oak NF (P.207) ③Quiet Living (21) Long Seat R 2P One Arm L Back and Seat Cushions Arm Cushion | Japanese Oak GY Vina LBE/F4 Ottoman Seat Cushion | Japanese Oak GY RK-NL/L2 (P.221) ④Quodo Living (15) Table 91×91 | Japanese Ash GY (P.217) ⑤Mola LUX Living Round Side Table 50 | Japanese Oak NF (P.164) ⑥A+ TV-103-129 | Japanese Ash GY+ Japanese Ash NF (P.181) ⑦A+ SH-112-129 | Japanese Ash GY+ Japanese Ash NF (P.181)



**LEGGERO**  
 Leggero Dining Side Chair



**CANYON**  
 Canyon Dining Solid Wood Table 240×100



**QUIET**  
 Quiet Living (21) 2P One Arm L

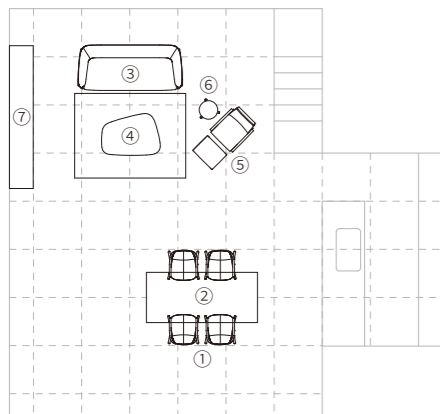
ぬくもりが、待っていてくれる。







コートの雪を払いながら扉を開ける。  
 玄関まで迎えに来ていたのは、あたたかな空気と家族の気配。  
 心が解けて、体もほどけていく。



30\_31 page

①Splinter Dining Armchair (Shell) | Japanese Oak GY Ultrasuede LGY/F3 (P.253) ②Sled Dining Solid Wood Table 210×95 | Japanese Oak DGY (P.246) ③Ten Living Sofa 200 | Japanese Ash GY Tonica DGY/F4 (P.273) ④Ten Living Table 111×79 | Japanese Ash GY (P.274) ⑤Linus Living Highback Chair Stool | Japanese Oak DGY Sarmassa LGY/F4 (P.299) ⑥Splinter Round Side Table 35 | Japanese Oak GY (P.254) ⑦A+ SB-101-015 | Japanese Ash GY (P.181)



**SPLINTER**  
 Splinter Dining Armchair (Shell)




**SLED**  
 Sled Dining Solid Wood Table (S) 240×100



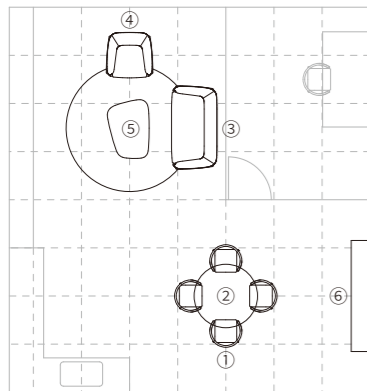
**TEN**  
 Ten Living Sofa 160

必要なものだけ、という贅沢。





目覚める少し前の街を走るのが好きだ。  
 爽やかな疲労感をシャワーで洗い流したら、  
 軽くなった体でまずデスクまわりを整理しよう。  
 週明けはまた、忙しくなりそうだ。



34\_35 page

①Kyobashi Dining Armchair | Japanese Oak BL Tonica DGY/F4 (P.211) ②Kotan Round Table 120(Linoleum) | Japanese Ash BL Linoleum(4176) (P.226) ③Ten Living Sofa 160 | Japanese Ash DBR Magnolia GY/F4 (P.273) ④Ten Living Armchair | Japanese Ash DBR MG-CGY/L3 (P.273) ⑤Ten Living Table 111×79 | Japanese Ash DBR (P.274) ⑥A+ SH-104-290 | Japanese Ash DGY +Linoleum(4175) (P.181)



KYOBASHI  
 Kyobashi Dining Armchair



KOTAN  
 Kotan Round Table 90



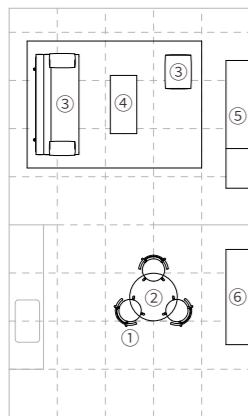
TEN  
 Ten Living Sofa 200

透き通った朝から、はじめよう。





どんなに忙しくても、朝はみんなでテーブルに。  
 今日の予定だったり、畑に植える苗のこと、  
 昨日言い忘れたことだって、大切な会話。  
 北海道野菜のスープが、一日ぶんの元気をくれる。



38\_39 page

- ①Kotan Chair (Upholstered Seat) | Japanese Ash GY KP-DBR/L3 (P.224)
- ②Kotan Round Table 90 | Japanese Ash GY (P.226)
- ③Eclipse Living 3P Sofa Ottoman | Oak GY Sarmassa GY/F4 (P.197)
- ④Eclipse Living Coffee Table 110×50 | Oak GY (P.197)
- ⑤A+ TV-101-C73 | WTM+Oak GY (P.181)
- ⑥A+ SB-115-041 | Japanese Birch AWT (P.181)



**KOTAN**  
Kotan Chair (Upholstered Seat)



**KOTAN**  
Kotan Round Table 120



**ECLIPSE**  
Eclipse Living 2P Sofa







## Simple & Natural

さらりとした木の床を素足で歩くような。

あなたが自分らしくいられる場所を、やさしくシンプルに表現します。

A style expressing a relaxing place in the nature where,  
for example, you can feel a breeze under the sunlight filtered trees.

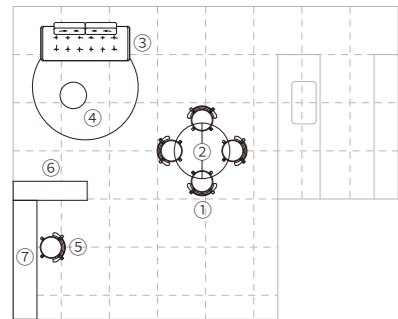


光と一緒に座ってる、みんなのテーブル。





丸いテーブルってどうしてだろう。  
 いつも誰かが何かしている。  
 おしゃべりもつい長くなって、来客は帰りが遅くなる。  
 わが家でいちばん、愛すべき場所。



44\_45 page

①Runt Om Chair (Upholstered Seat) | Japanese Oak WNF BQ-BR/L3 <P.309> ②Mom Dining Round Extension Table 105 | Japanese Oak WNF <P.295> ③Alp LD Sofa Bed (S) | Japanese Oak MBR Biro GY/F4 <P.195> ④Gerbera Living (21) Round Table 50 (L) | Japanese Oak MBR <P.206> ⑤Runt Om Chair (Upholstered Seat) | Japanese Oak MBR BQ-BR/L3 <P.309> ⑥A+ SH-116-022 | Oak WNF <P.181> ⑦A+ DK-111-022 | Oak WNF <P.181>



RUNT OM  
 Runt Om Chair (Upholstered Seat)



MOM  
 Mom Dining Round Extension Table 105



ALP  
 Alp LD Sofa Bed (S)

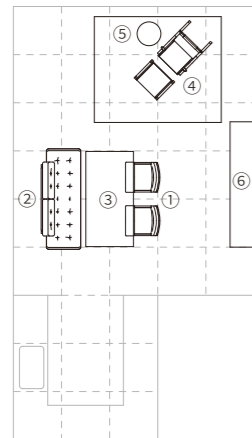


何をしても、何もしなくても、うれしい。





寝ているのがもったいないような朝。  
 アンジェロは長めの散歩に満足したらしく、  
 足元に寝そべっている。  
 誰にも会わない、私だけの一日。



48\_49 page

①Alp LD Armchair (N) | Japanese Ash DBR Sarmassa LGY/F4  
 (P.195) ②Alp LD Sofa Bed | Japanese Ash DBR KP-LGY/L3  
 (P.195) ③TL Table (20) Solid Wood Table 180×90 LD | Japanese  
 Ash DBR (P.263) ④Sori Rocker Stool | Japanese Oak DBR  
 BQ-BR/L3 (P.255) ⑤Kamuy LUX Living Round Side Table 45 |  
 Japanese Oak DBR (P.130) ⑥A+ SD-101-281 (Reversal) |  
 Japanese Ash GY+Japanese Ash DBR+Linoleum(4175) (P.181)



ALP  
 Alp LD Armchair (N)



TL TABLE  
 TL Table (20) Solid Wood Table 160×80 LD



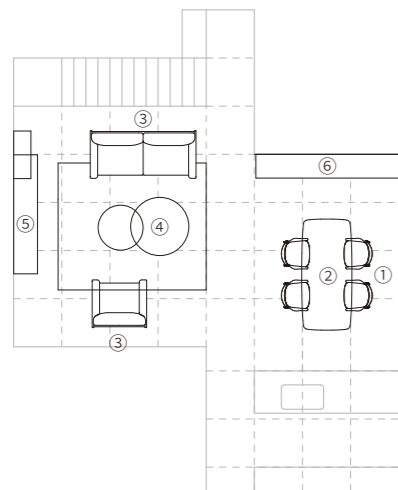
ALP  
 Alp LD Sofa Bed

木洩れ陽が、話しかけてくる。





お茶の時間は、ポットを火にかけるところからが大事だ。  
 しゅんしゅんという音は、家人を呼ぶ合図。  
 フロアで木の葉とともに踊る光が、  
 夏の終わりが近いことを知らせている。



52\_53 page

①Kamuy LUX Dining Armchair (Upholstered Seat) | Japanese Oak MBR MG-BL/L3 (P.126) ②Kamuy LUX Dining Table 210×95 | Japanese Oak MBR (P.127) ③Yukar LUX Living Sofa 200 Armchair 103 | Japanese Oak GY Sarmassa LGY/F4 (P.168) ④Yukar LUX Living Round Table 110×85 | Japanese Oak GY (P.169) ⑤A+ LV-120-410 | Oak WNF+Oak MBR (P.181) ⑥A+ SB-106-025 | Oak GY (P.181)



KAMUY LUX  
 Kamuy LUX Dining Armchair  
 (Upholstered Seat)




KAMUY LUX  
 Kamuy LUX Dining Table 240×100



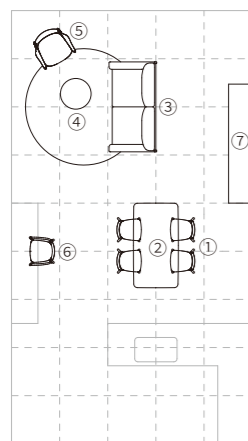
YUKAR LUX  
 Yukar LUX Living Sofa 200

草原にるように、暮らしたい。





自然は心地よさのお手本だ。  
 家族の時間をつつみ込む太陽。通り抜ける風。  
 木の道具たちはその生命感と美しさで、人を満たし、育んでいく。  
 のびやかでいて、プライドのある空間。



56\_57 page

①Korento Dining Side Chair (Upholstered Seat) | Japanese Oak DGY RK-NL/L2 (P.232) ②Korento Dining Solid Wood Table 160×85 | Japanese Oak DGY (P.233) ③Yukar LUX Living Sofa 170 | Japanese Oak DGY Tonica LGY/F4 (P.168) ④Kamuy LUX Living Round Side Table 58 | Japanese Oak DGY (P.130) ⑤Kamuy LUX Living Easy Chair (Wooden Back) | Japanese Oak DGY Tonica LGY/F4 (P.129) ⑥Korento Dining Armchair (Upholstered Seat) | Japanese Oak WNF RK-NL/L2 (P.232) ⑦A+ ST-102-022 | Oak WNF (P.181)




**KORENTO**  
 Korento Dining Side Chair  
 (Upholstered Seat)



**KORENTO**  
 Korento Dining Solid Wood Table 200×85



**YUKAR LUX**  
 Yukar LUX Living Sofa 200

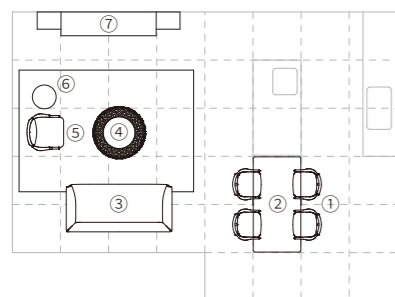


scene 13

五感で楽しむ、素材との対話。



時間に追われる日々から抜け出して、非日常に身をあずける。  
 北国の森の匂いがするリビング。  
 流れる時間までもが、心なしかゆっくりだ。  
 深い休息の中で、ほんとうの自分が帰ってきた。



60\_61 page

①Nupri Dining Armchair | Japanese Oak MBR Jan GY/F2 (P.279)  
 ②CL Table 180×90 D | Japanese Oak MBR (P.239) ③Mola LUX Living Sofa 200 Cushion (Large) | Japanese Oak MBR Bentley GY/F5 (P.163) ④Kina LUX Kina Floor P 100 | Japanese Birch OFNPWT (P.133) ⑤Nupri Living Lounge Chair | Japanese Oak MBR MG-GBE/L3 (P.281) ⑥Kamuy LUX Living Round Side Table 45 | Japanese Oak MBR (P.130) ⑦A+ LV-121-419 | Oak MBR+ Oak GY (P.181)



NUPRI  
Nupri Dining Armchair



CL TABLE  
CL Table 180×90 D




MOLA LUX  
Mola LUX Living Sofa 200



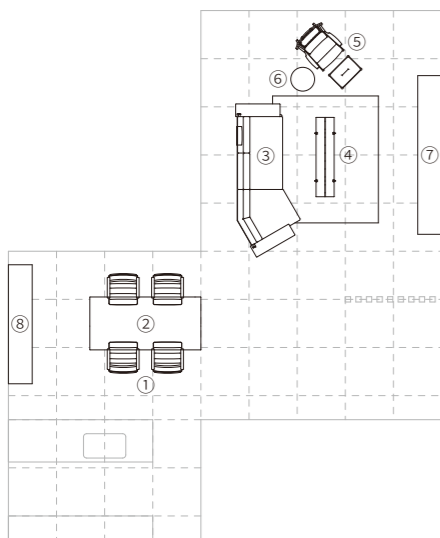


scene 14

懐かしさにも新しさにも、人はくつろぐ。



あのととき骨太な家を望んだのは、  
 家族を守っていかこうとする無意識の選択だったのかも知れない。  
 子どもたちはもう、ソファでじっくり話ができる大人になった。  
 いい時間が、いい場所が、人を育てる。



64\_65 page

①Lavender Dining (21) Armchair | Japanese Oak MBR MG-KGY/L3 (P.301) ②SP Table 210×100 D | Japanese Oak MBR (P.201) ③RS Sofa Corner Sofa R Headrest (M) | Japanese Oak MBR Kokyu BR/F5 (P.189) ④Wing LUX Living Coffee Table 150×34 | Japanese Oak MBR (P.118) ⑤Riki Riki Rocker Cushions (Head and Back) Stool | Japanese Oak MBR MG-BL/L3 (P.305) ⑥Kamuy LUX Living Round Side Table 45 | Japanese Oak MBR (P.130) ⑦A+ TV-151-024 | Oak DBR (P.181) ⑧A+ MB-101-024 | Oak DBR (P.181)




LAVENDER  
 Lavender Dining (21) Side Chair



SP TABLE  
 SP Table 210×100 D



RS SOFA  
 RS Sofa Corner Sofa R




## Advanced Classic

伝統に裏打ちされた、説得力のある美しさ。

繊細な手仕事と先進的なデザインの融合に、心と体が満たされます。

A style satisfying you with elaborate-handcrafted and traditional-but-modern design.

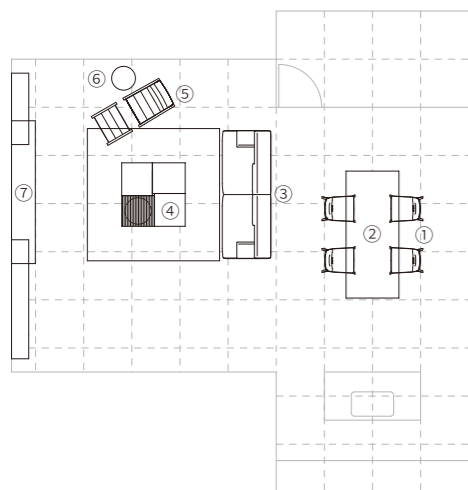


アートを楽しむように、暮らしを愛おしむ。





本物を見る目を養ってきたつもりだけれど。  
 ときどき、予期せぬものに心を奪われることがある。  
 そんなときは衝動に従う方が面白い。  
 後悔するどころか、だんだん好きになっていくのだから不思議である。



70\_71 page

①Challenge Dining Side Chair (Soft) | Japanese Oak BL MG-BL/L3  
 (P.257) ②Hakama Dining Solid Wood Table 240×100 | Japanese  
 Oak NF (P.283) ③Atilla LUX Living Sofa 240 | Japanese Ash DGY  
 Bentley BL/F5 (P.108) ④Barringer Slide Table CR 120×120 | Oak  
 DGY (P.284) ⑤Challenge Living Easy Chair Stool | Japanese Oak  
 NF MG-BL/L3 (P.258) ⑥Kamuy LUX Living Round Side Table 45  
 (Marble) | Japanese Oak NF (P.130) ⑦A+ LV-122-436 | Oak DGY +  
 Oak NF (P.181)



**CHALLENGE**  
 Challenge Dining Side Chair (Soft)



**HAKAMA**  
 Hakama Dining Solid Wood Table 240×100



**ATILLA**  
 Atilla LUX Living Sofa 240

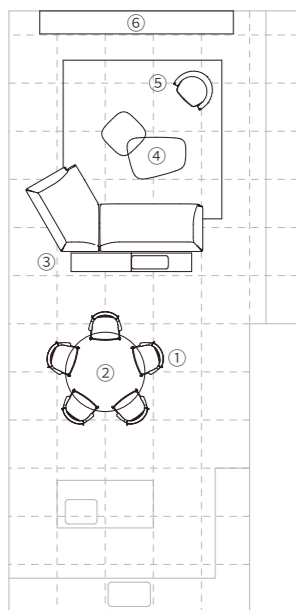


scene 16

知性で遊ぶ。大人の自由時間。



休日は、尊敬できる友人たちと過ごしたい。  
 楽しいだけではない、華やかで好奇心をくすぐる会話。  
 どうぞあなたも、好きな飲み物を選んだら居心地のいい席へ。



74\_75 page

①Wing LUX LD Side Chair H(Upholstered Back) | Japanese Oak NF MG-CGY/L3 <P.113> ②RB Table Round Table 150 | Japanese Oak NF <P.185> ③Mola LUX Living Corner Sofa L One Arm 195R Cushion (Large) Sofa Box 114・114 (T) | Japanese Oak DGY Like DGY/F3 Cushion (Small) | Sarmassa LGY/F4 <P.163> ④Ten Living Table 111×79・70×70 | Japanese Ash NF <P.274> ⑤tosai LUX Living (18) Easy Chair | Oak NF MG-CGY/L3 <P.147> ⑥A+SD-103-434 | Oak GY+Oak DGY <P.181>




WING LUX  
 Wing LUX LD Side Chair H(Upholstered Back)



RB TABLE  
 RB Table Round Table 180




MOLA LUX  
 Mola LUX Living One Arm 195L



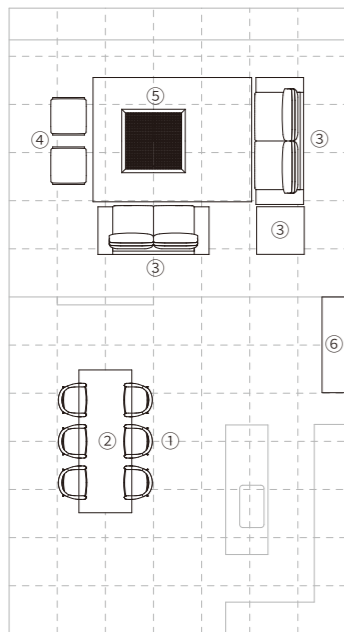
scene 17

くつろぎの質を高めて、時を味わう。





来客のあと、ゆっくりと戻ってくるわが家の時間。  
 凛とした空気は、ひとりの時間を静かに包み、  
 じっくりとそれを味わう手助けをしてくれる。  
 家人が気を利かせて、ちょうど聴きたいと思ったあのレコードをかけてくれた。



78\_79 page

①Wing LUX LD Armchair H I Japanese Oak DBR KP-LGY/L3 (P.113) ②Ippongi Top board (R) 270×100 Turret I Walnut OFN (P.177) ③Sestina LUX Living (17) Sofa 240・210 Coffee Table 90×90 I Japanese Ash NF Avance BR/F5 (P.139) ④Sestina LUX Living (17) Ottoman I Cherry WL KP-DBR/L3 (P.139) ⑤Ippongi Kioritaku 120×120 I Oak OFN (P.179) ⑥A+ SD-108-014 I Japanese Ash DBR (P.181)



WING LUX  
Wing LUX LD Armchair H




IPPONGI  
Ippongi Top board 240×100 Turret



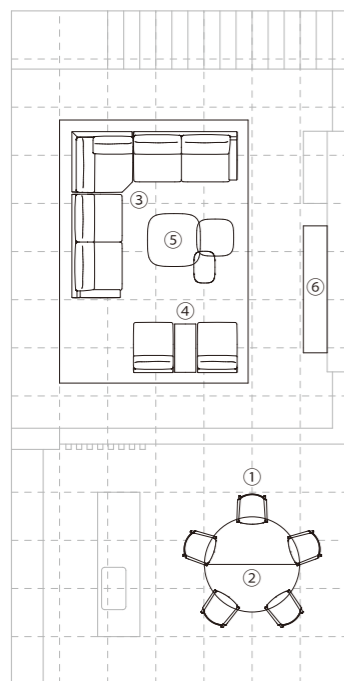
SESTINA LUX  
Sestina LUX Living (17) Sofa 210

人生の大切なものは、家にある。





子どもたちは、夜空で瞬く星に見守られて眠りについたようだ。  
 友と囲んだテーブルも、役割を終えて佇む。  
 話の尽きない友がいるのは、当たり前のように、  
 何と素晴らしいことか。そろそろ灯りを消そう。明日も晴れだ。



82\_83 page

- ①Eight LUX Dining Armchair | Japanese Oak MBR MG-CGY/L3 (Outside:BQ-BR/L3) <P.123>
- ②One LUX Dining Round Table 180 | Japanese Oak OFNMBR <P.173>
- ③Quodo Living (15) One Arm 195L•R Corner Sofa | Japanese Ash MBR Kokyu RBR/F5 <P.214>
- ④Quodo Living (15) Armless 75 Table 91×40 | Japanese Ash MBR MG-GBE/L3 <P.215>
- ⑤Ten Living Table 100×100・70×70 | Japanese Ash NF Table 60×40 | Japanese Ash MBR <P.274>
- ⑥A+ TV-170-014 | Japanese Ash DBR <P.181>



**EIGHT LUX**  
Eight LUX Dining Armchair



**ONE LUX**  
One LUX Dining Round Table 180



**QUODO**  
Quodo Living (15) One Arm 195R

# Scene List

## North Noble



P.10 scene 01



P.14 scene 02



P.18 scene 03



P.22 scene 04



P.26 scene 05



P.30 scene 06

## Simple & Natural



P.34 scene 07



P.38 scene 08



P.44 scene 09



P.48 scene 10



P.52 scene 11



P.56 scene 12

## Advanced Classic



P.60 scene 13



P.64 scene 14



P.70 scene 15



P.74 scene 16



P.78 scene 17



P.82 scene 18



# Contribution to Society



We aim to continue to make furniture in harmony with nature. This is our corporate philosophy made at the time of founding in 1968, based on the idea that wooden furniture manufacturing requires natural resources. In this time and age when the global environmental problem continues to intensify, we reaffirm the significance of the philosophy.

Every single tree should be used up to the end. On top of that, we have switched from using imported wood to local grown wood in order to lower the energy consumption of transportation.

CondeHouse will continue to produce beautiful and sturdy furniture, while reducing the burden on the environment.



# Forest Stewardship

## Development of forest and culture

### Tree planting for the future generations

Healthy nature growing healthy trees is the foundation of our business. It is our standard to reduce the burden on the environment and to protect the health of customers. The total number of oak trees we've planted so far amounts to 50000. CondeHouse has been planting trees for over 20 years, and will continue to do that for the future generations.



## Proper use of forest resources

Illegal logging has been long said to cause deforestation. CondeHouse uses logs certified by PEFC (the Programme for the Endorsement of Forest Certification) and FSC (Forest Stewardship Council), and is registered as a wood-related business entity of the Clean Wood Act. We always make full use of wood to the last small piece and produce safe and long-life furniture.

※Please access the following URL for more information.

<https://www.rinya.maff.go.jp/j/riyou/goho/>



## Kokonoki no Kagu Hokkaido Project

### Active use of local wood

Furniture manufacturers in Hokkaido have expanded the usage of wood from Hokkaido. CondeHouse has been using locally grown trees on both original and new products. At this point over 50% of our furniture are made of Hokkaido trees. Please see the product page for more details.




## Environmental load reduction

Green procurement law was established in 2000, by which the Japanese government has tried to support the development of eco-friendly society through obligating public agencies to procure eco-friendly products. Some of CondeHouse products are put in the database of the Green Purchasing Network.

# Long Life Product Development

## Universal and various designs

We offer a wide variety of lineup so that each of customers in different ages, with different tastes, etc. can find its own favorites for comfort. We have more than 50 kinds of dining chairs, keep on redesigning to improve quality and usefulness, together with international designers, and disseminate Japanese aesthetics to the world.



## Timeless value

We always intend to make long-life products by carefully selecting materials; adopting robust and maintainable structures, and functional and timeless design; redesigning with the times to improve comfortability and quality.

## Replaceable seat covers

### Detachable seat cover for long life

By adopting covering seats, customers can change seat upholstery very easily as seasons change or for room rearrangement. That makes seat upholstery more durable at the same time. When a seat cover is dirty, simply detach it and preform maintenance.



## Restoration and recycling

### Waste reduction for the future of our society

It is normal to spot damages on furniture after using it for a long time. We do not encourage customers to dispose it right away. CondeHouse provides restoration and maintenance services to help your furniture last longer.

# Use of Natural Resources

## Reliable and safe products

VOC (volatile organic compounds) emission and its human impact have become a big social problem, and the Japanese government has established laws and standards to regulate VOC. CondeHouse regulates itself according to the government regulations.



## Certificate of Japan Furniture Industry Development Association (JFA)

CondeHouse is certified by Japan Furniture Industry Development Association (JFA) as a manufacturer fulfilling the JFA requirements for quality furniture.

※Please access the following URL for the requirements set by JFA.


<http://www.jfa-kagu.jp/indication.html>



## Wood

### The features of wood

Every single tree from the forest has its own natural marks. The heartwood and sapwood almost never share the same color, and no wood shares the same trait. Here at CondeHouse, we utilize such marks given from the nature to make pieces of furniture look more beautiful.



## Leather stitching

### The coexistence of beauty and efficiency

We use natural leather. Some of them may have natural marks that are the living proof of the animals. We leave such marks and apply stitching to the leather upholstery of some dining chairs and sofas, in order to use leather more efficiently.



# CondeHouse Products


## Wood finish

Our wood coating is prepared to be transparent to emphasize the natural grain and color of wood. The color portfolio is unified to each wood so that our items from different collections can be coordinated for various styles of rooms.



## Fabric/leather for upholstery

About 80 kinds of fabrics and leathers are available for chairs and sofas, and they regularly change according to the times and trends.




## Chair height customization

Seat height is very important. You cannot feel comfortable with a chair with inappropriate seat height. We cut chair legs according to customers' requests. Additionally, we respond to other diverse requests such as cutting table legs, changing table top size, etc.



## Water repellent finish

Pearl Tone (TM) is a water-repellent finish, often used for Japanese kimono. Now, it is evolved to Pearl Tone (HG) for furniture upholstery, stain-proof in addition to improving water-repellence, but makes almost no change in the texture of upholstery fabric.




## Restoration

### Repair

(this service is only provided within Japan)

In order to keep sustainability of the wood industry, it's important to use wood at the same rate of tree growth. We re-upholster or re-paint trade-in furniture, and also emphasize the maintainability of our products to make repair easier.



## Recycling

### Trade-in and resale

(this service is only provided within Japan)

Now that nearly half a century has passed since we started business, there are many customers replacing their old furniture with new ones from our lineup again. We trade-in, repair, and resell such old furniture as vintage products.




## Contract business

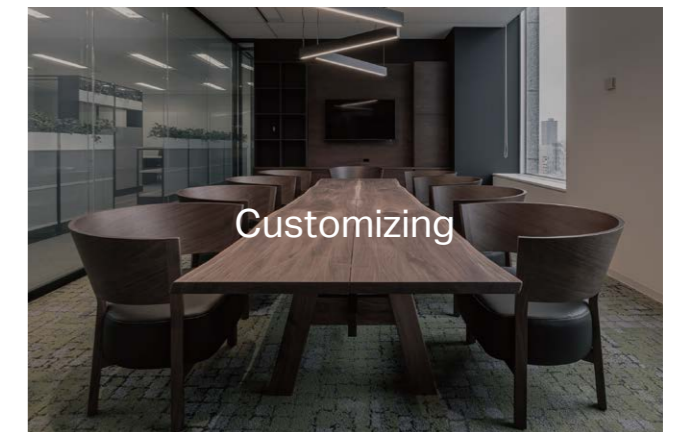
Interior design proposals from our experience of more than 50 years

Since 1968, CondeHouse has completed many projects not just in Japan but also across the globe, ranging from interior design planning to construction. We design furniture that can be used in, including but not limited to, homes, offices, shops, hotels, medical and public facilities. Please visit our website for more details.

<https://www.condehouse.co.jp/contract/>



If you have trouble in designing your own space, let CondeHouse help you. We not only produce chairs, sofas, and tables but also customize furniture based on your needs. Our interior design team will assist you and complete your dream space.




If the regular items do not satisfy your needs, do not worry. CondeHouse provides customized service to meet all your demands. To ensure the highest quality, all the customized items will be made in our factory.



Hokkaido Prefectural Assembly Building  
Photography: Goro Mizukami



REVZO Toranomon  
Photography: Kenta Hasegawa



Aoyagi (Restaurant)  
Photography: Production BECAUSE

Craftsmanship and Design



# Item List

# New Products



## AIMA

Gwenael Nicolas  
France

<Item List P.192>



## KARI

Hoffmann Kahleyss Design  
Germany

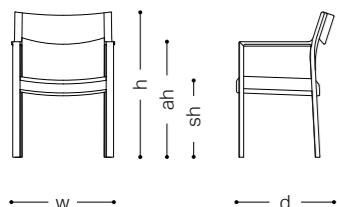
<Item List P.204>



## Description for the Item List

<b>Wood coating</b>	Wood and wood coating available to each model
<b>Fabric and leather</b>	Check the applicability of fabric and leather to each model.
<b>Make-it-lower</b>	Items that can be lowered by cutting legs
<b>Covering seat</b>	Items with a covering seat
<b>Leather stitching</b>	Items with leather stitching when upholstered with leather
<b>Designer</b>	The name of a designer

### Size description for chairs

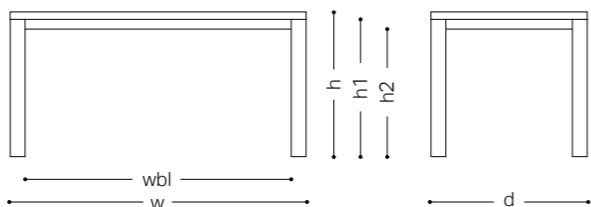


w ..... width  
d ..... depth  
h ..... height  
sh ..... seat height  
ah ..... arm height  
wt ..... weight (kg)

\*Size description by 5 mm

\*Please note that there may be some measurement errors in size of chairs and sofas by the thickness of upholstery.

### Size description for tables



w ..... width  
d ..... depth  
h ..... height  
t ..... thickness  
h1 ..... height from the floor to the bottom of the top board  
h2 ..... height from the floor to the cross pieces of the top board  
wbl ..... width between legs  
dia ..... diameter

### Price description for chairs

	F1	F2	F3	F4 / CL1	F5 / L2	L3	L4	
①	Japanese Ash							③
	Japanese Oak							
	Walnut							
④	Only covering seat							

① Wood \*1

② Fabric\*2 / Leather grade\*3

③ Price by grade

④ Price of a covering seat

\*1 Please see p. 330 to 331

\*2 Please see p. 332 to 335

\*3 Please see p. 336 to 337

### QR code



The QR code at the top right of each page enables you to access our web page where you can see more images of our products.

● 20 25 30 35 40 45 50 The figures in the boxes represent sales periods more than 20 years.

● The seat fabric and leather price is classified in seven grades.

● Delivery and installation are separately charged.

\* Please contact for more details.

# LUX Series

Item List

LUX, the higher grade series of the CondeHouse products, has been designed for people all over the world who seek a beautiful life. In order to meet the expectations of the world's highend markets, we have raised our standard in all the phases: material, design, development, and production.



# ATILLA

What is in common in this collection is linear simplicity, which is well expressed in many parts such as finely upholstered backrest corners and straight-lined table legs. As seen in the silhouette of the low cabinet, and in the function that a part of the backrest is removed to work as arm cushions, it's simple but still dynamic and functional.



Atilla Kuzu



Wood coating

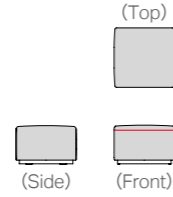
Japanese Ash NF/WNF/MBR/DBR/GY/DGY/BL  
Walnut CW/DBR

Leather stitching



Leather stitching is applied to the following:

• Ottoman



Designer

Atilla Kuzu  
Turkey



① Walnut CW Bentley GY/F5



③ Walnut CW GR-BL/L4



② Walnut DBR Fine GY/F5



④ Walnut CW

	F1	F2	F3	F4/CL1	F5/L2	L3	L4
<b>Sofa 240</b> [Image ①]	Japanese Ash						
	Walnut						

\*The arm cushions are movable.

	F1	F2	F3	F4/CL1	F5/L2	L3	L4
<b>Sofa 210</b> [Image ②]	Japanese Ash						
	Walnut						

\*The arm cushions are movable.

	F1	F2	F3	F4/CL1	F5/L2	L3	L4
<b>Ottoman</b> [Image ③]	Japanese Ash						
	Walnut						

| Leather stitching |

	F1	F2	F3	F4/CL1	F5/L2	L3	L4
<b>Side Table 40 x 40</b> [Image ④]	Japanese Ash						
	Walnut						



Wood coating

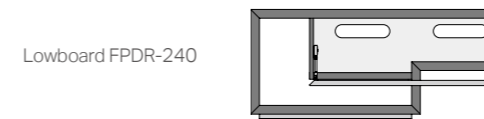
Japanese Ash NF/WNF/MBR/DBR/GY/DGY/BL/NFPWT/NFPDG/NFPBL  
/WNFPWT/WNFPDG/WNFPBL/MBRPWT/MBRPDG/MBRPBL  
/DBRPWT/DBRPDG/DBRPBL/GYPWT/GYPDG/GYPBL  
/DGYPWT/DGYPDG/DGYPBL/BLPWT/BLPDG/BLPBL  
Walnut CW/DBR/CWPWT/CWPDG/CWPBL/DBRPWT/DBRPDG/DBRPBL

Designer


Atilla Kuzu  
Turkey

\*Wood and finish are indicated as follows: Main unit wood + main unit finish + drawer / flap door finish

Inside configuration



Lowboard FPDR-240



Lowboard FPDR-200



① Walnut CWPDG



② Left: CD / DVD tray  
Right: a tray for the lowboard FPDR-240

	F1	F2	F3	F4/CL1	F5/L2	L3	L4
<b>Lowboard FPDR-240</b> [Image ①]	Japanese Ash						
	Walnut						

w: 2400 d: 450 h: 500

\*The backside is also veneered.  
\*Accessory: height adjusters; a tray (w: 415 d: 160 h: 60)  
\*Left: flap door; right: drawer \*There is a difference in level inside the flap-door drawer

	F1	F2	F3	F4/CL1	F5/L2	L3	L4
<b>Lowboard FPDR-200</b>	Japanese Ash						
	Walnut						

w: 2000 d: 450 h: 450

\*The backside is also veneered.  
\*Accessory: height adjusters; a tray (w: 373 d: 160 h: 45)  
\*Left: flap door; right: drawer

	F1	F2	F3	F4/CL1	F5/L2	L3	L4
<b>CD / DVD Tray</b> [Image ②]							

\*Not installed to FPDR-200  
\*Storable up to 39 CDs / 28 DVDs


# WING

Based on the naturally beautiful design composed of rich but slender lines designed by Kiyoshi Sadogawa, we developed this premium collection. The motif shape is triangle expressing the dynamism and flexibility of nature. Hand work at fine details realizes the excellent quality of this collection.



Sadogawa Kiyoshi

WING | Wing Lux LD  
LUX







**Wood coating**

Japanese Oak NF/WNF/MBR/DBR/GY/DGY/BL  
Walnut CW/DBR

**Make-it-lower**

Chair, Bench: **10mm** **20mm** **30mm** **40mm**

Table: **10mm** **20mm** **30mm**

**Covering seat**

The seat upholstery is removable for easy maintenance.

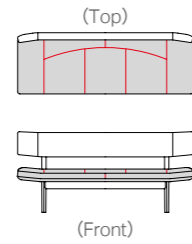


**Leather stitching**



Leather stitching is applied to the following:

- Bench 160 (with backrest)  
Bench 160 H (with backrest)
  - Bench 145 (with backrest)  
Bench 145 H (with backrest)
  - Bench 160 (without backrest)  
Bench 160 H (without backrest)
  - Bench 145 (without backrest)  
Bench 145 H (without backrest)
- [The drawing for Bench 160 (with backrest) ]



**Designer**

Sadogawa Kiyoshi  
Japan

● **Armchair**

This is the iconic item of Wing collection. The design motif of this chair is a bird spreading its wings out, from which the name of the collection “Wing” comes. Our forming technique realizes the massive backrest with the minimum amount of wood. The edges of respective parts are sharp in contrast to the flowing silhouette. A covering seat is adopted so that customers can replace seat upholstery easily.

● **Side Chair**

In order to make it easy to rise from / come back to the table, this semi-arm chair was developed. The semi-arms were designed to keep a balance with the massive backrest, and are sturdy enough to bear the weight without supports reaching to the legs like armchairs.



		F1	F2	F3	F4/CL1	F5/L2	L3	L4
<b>Armchair</b> <b>Armchair H</b> [Image ①]	w: 630 d: 540 h: 710 (745) sh: 405 (440) ah: 610 (645) wt: 8.0	Japanese Oak						
		Walnut						
		Only covering seat						
Covering seat								
<b>Armchair (Upholstered Back)</b> <b>Armchair H (Upholstered Back)</b> [Image ② : H type]	w: 630 d: 545 h: 720 (755) sh: 405 (440) ah: 610 (645) wt: 8.0	Japanese Oak						
		Walnut						
		Only covering seat						
Covering seat								
<b>Side Chair</b> <b>Side Chair H</b> [Image ③ : H type]	w: 620 d: 540 h: 710 (745) sh: 405 (440) ah: 610 (645) wt: 7.0	Japanese Oak						
		Walnut						
		Only covering seat						
Covering seat								
<b>Side Chair (Upholstered Back)</b> <b>Side Chair H (Upholstered Back)</b> [Image ④]	w: 620 d: 545 h: 720 (755) sh: 405 (440) ah: 610 (645) wt: 7.0	Japanese Oak						
		Walnut						
		Only covering seat						
Covering seat								
<b>Chu-zaisu</b> [Image ⑤]	w: 620 d: 540 h: 660 sh: 350 ah: 555 wt: 7.5	Japanese Oak						
		Walnut						
		Only covering seat						
Covering seat								
<b>Chu-zaisu (Upholstered Back)</b> [Image ⑥]	w: 620 d: 545 h: 670 sh: 350 ah: 555 wt: 7.5	Japanese Oak						
		Walnut						
		Only covering seat						
Covering seat								

\*The figures in the angle brackets express the height of H type.



① Japanese Oak NF Blend LGY/F2



② Walnut CW RK-BL/L2



③ Japanese Oak WNF RK-NL/L2



④ Walnut CW RK-BL/L2



⑤ Japanese Oak NF Maple DBR/F3



⑥ Japanese Oak NF Maple DBR/F3



⑦ Japanese Oak NF Blend LGY/F2



⑧ Japanese Oak GY RK-NL/L2



⑨ Walnut CW Bina LBE/F4



⑩ Japanese Oak NF RK-NL/L2

		F1	F2	F3	F4/CL1	F5/L2	L3	L4
<b>Bench 160 (with backrest)</b> <b>Bench 160 H (with backrest)</b> [Image ⑦]   Covering seat   Leather stitching	w: 1615 d: 570 h: 735 (770) sh: 405 (440)	Japanese Oak						
		Walnut						
		Only covering seat						
<b>Bench 145 (with backrest)</b> <b>Bench 145 H (with backrest)</b> [Image ⑧]   Covering seat   Leather stitching	w: 1465 d: 570 h: 735 (770) sh: 405 (440)	Japanese Oak						
		Walnut						
		Only covering seat						
<b>Bench 160 (without backrest)</b> <b>Bench 160 H (without backrest)</b> [Image ⑨ : H type]	w: 1615 d: 520 h: 410 (445) sh: 405 (440)	Japanese Oak						
		Walnut						
		Only covering seat						
<b>Bench 145 (without backrest)</b> <b>Bench 145 H (without backrest)</b> [Image ⑩ : H type]	w: 1465 d: 520 h: 410 (445) sh: 405 (440)	Japanese Oak						
		Walnut						
		Only covering seat						

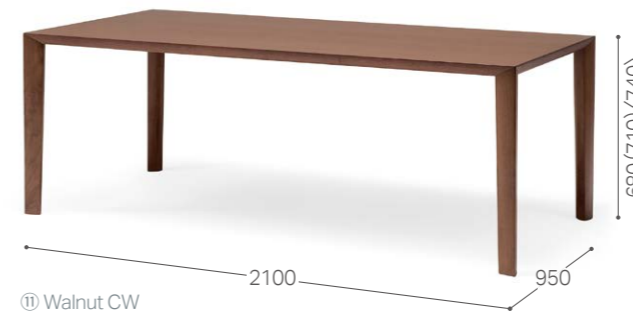
\*The figures in the angle brackets express the height of H type.

● Bench

The both edges of the backrest are folded inward like bird's wings to embrace people seated there. For more practicality, one without the backrest is also available, which can be used not only as a part of a dining set but also in various situations. Our struggle for the effective use of leather results in beautiful stitching on the surface of the seat. A covering seat is adopted so that customers can replace seat upholstery easily.

● Trestle Table

This table was developed especially to be coupled with benches, so that the table legs don't lie in the way. It may look like an ordinary T-leg table, but a close look reveals unique features. The legs are shaped edge like a sword; and the metal joints between the legs and beam can't be seen. The 40 mm thick top board is veneered at random.



⑪ Walnut CW



⑫ Japanese Oak NF

<b>Table 210 × 95</b> <b>Table 210 × 95 D</b> <b>Table 210 × 95 H</b> [Image ⑪ : D type]	w: 2100 d: 950 h: 680 (710) (740) h1: 640 (670) (700) wbl: 1960	Japanese Oak Walnut
	*Accessory: height adjusters	
<b>Table 180 × 90</b> <b>Table 180 × 90 D</b> <b>Table 180 × 90 H</b>	w: 1800 d: 900 h: 680 (710) (740) h1: 640 (670) (700) wbl: 1660	Japanese Oak Walnut
	*Accessory: height adjusters	
<b>Table 165 × 85</b> <b>Table 165 × 85 D</b> <b>Table 165 × 85 H</b>	w: 1650 d: 850 h: 680 (710) (740) h1: 640 (670) (700) wbl: 1510	Japanese Oak Walnut
	*Accessory: height adjusters	
<b>Trestle Table 180 × 90</b> <b>Trestle Table 180 × 90 D</b> <b>Trestle Table 180 × 90 H</b> [Image ⑫]	w: 1800 d: 900 h: 680 (710) (740) h1: 640 (670) (700) wbl: 1050	Japanese Oak Walnut
	*Accessory: height adjusters	
<b>Trestle Table 165 × 85</b> <b>Trestle Table 165 × 85 D</b> <b>Trestle Table 165 × 85 H</b>	w: 1650 d: 850 h: 680 (710) (740) h1: 640 (670) (700) wbl: 1050	Japanese Oak Walnut
	*Accessory: height adjusters	
<b>Trestle Table 150 × 85</b> <b>Trestle Table 150 × 85 D</b> <b>Trestle Table 150 × 85 H</b>	w: 1500 d: 850 h: 680 (710) (740) h1: 640 (670) (700) wbl: 1050	Japanese Oak Walnut
	*Accessory: height adjusters	

\*The figures in the parentheses express the height of D type; ones in the angle brackets express the height of H type

\*Top board: random-match



**Wood coating**

Japanese Oak NF/WNF/MBR/DBR/GY/DGY/BL  
Walnut CW/DBR

**Make-it-lower**

Armchair, Stool

: 10mm 20mm 30mm 40mm

**Covering seat**

The seat upholstery is removable for easy maintenance.

\*Only for Armchair and Stool

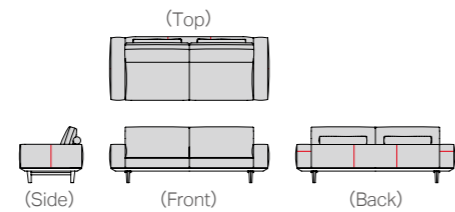


**Leather stitching**

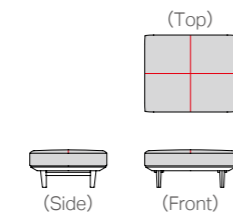


Leather stitching is applied to the following:

- Sofa 230
  - Sofa 200
- [The drawing for Sofa 230]



- Ottoman \*Except for Ottoman (S)



**Designer**

Sadogawa Kiyoshi  
Japan



① Walnut CW GR-BL/L4



② GR-BL/L4



③ Walnut CW GR-BL/L4



④ Walnut CW GR-BL/L4

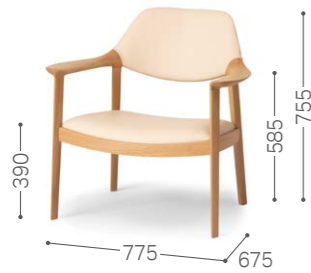
● **Sofa**

By the tapered wood frame and triangle-shaped legs, it looks stable but light and is providing a sense of openness to the room. All the cushions of seats, backrests, and arms are carefully tuned in shape, resilience, etc. The bolster cushions for the backrests also work as a design accent. Enjoy a nap on it with optional cushions.

● **Coffee Table • End Table**

What features these tables is the design of a joint between the top board and legs, simple but so design-oriented. Their sizes are also carefully designed. Due to the difference in height, they can be placed in combination, resulting in a wide variety of expressions.

			F1	F2	F3	F4/CL1	F5/L2	L3	L4
<b>Sofa 230</b> [Image ①]	w: 2350 d: 930 h: 790 sh: 385 ah: 570	Japanese Oak							
	Leather stitching	Walnut							
<b>Sofa 200</b>	w: 2050 d: 930 h: 790 sh: 385 ah: 570	Japanese Oak							
	Leather stitching	Walnut							
<b>Cushion</b> [Image ②]	560 × 450								
<b>Ottoman</b> [Image ③]	w: 940 d: 790 h: 385	Japanese Oak							
	Leather stitching	Walnut							
<b>Ottoman (S)</b> [Image ④]	w: 600 d: 600 h: 385	Japanese Oak							
		Walnut							



⑤ Japanese Oak NF RK-NL/L2



⑥ Japanese Oak NF RK-NL/L2



⑦ Japanese Oak NF



⑧ Japanese Oak NF



⑨ Walnut CW

		F1	F2	F3	F4/CL1	F5/L2	L3	L4
<b>Armchair</b> [Image ⑤] w: 775 d: 675 h: 755 sh: 390 ah: 585	Japanese Oak							
	Walnut							
	Only covering seat							
Covering seat								
<b>Stool</b> [Image ⑥] w: 620 d: 450 h: 400 sh: 390	Japanese Oak							
	Walnut							
	Only covering seat							
Covering seat								
<b>Coffee Table 150 × 34</b> [Image ⑦] w: 1500 d: 395 h: 400	Japanese Oak							
	Walnut							
	*Solid wood top							
<b>End Table 34 × 90</b> [Image ⑧] w: 400 d: 900 h: 500	Japanese Oak							
	Walnut							
	*Solid wood top							
<b>Side Table 36 × 55</b> [Image ⑨] w: 360 d: 550 h: 500	Japanese Oak							
	Walnut							
	*Solid wood top *Accessory: height adjusters							

\*Top board: random-match



Wood coating

Japanese Oak NF/WNF/MBR/DBR/GY/DGY/BL  
Walnut CW/DBR

Designer

Sadogawa Kiyoshi  
Japan

● Lowboard

A simple lowboard that can be used flexibly in many ways. It has a drawer in the middle and flap-door compartments on both sides. Our craftsmanship can be seen on the front face where wood grain runs horizontally from one end to another. The back panel is removable for wiring.

● Desk

The combination with a Wing dining chair can make a unique personal space anywhere due to its comparably small size, like in the corner of a living room, bed room, etc. The top board rotates on the drawer cabinet to have the cabinet on either left or right.



① Japanese Oak NF

**Lowboard FPDR-180**  
[Image ①]

w: 1800  
d: 515 (500, without the door handles)  
h: 490

\*The backside is also veneered.  
\*Accessory: a tray (w: 539 d: 150 h: 35)  
\*The back board is removable for wiring.  
\*Left and right: flap door; middle: drawer

Japanese Oak	
Walnut	

**Lowboard FPDR-160**

w: 1600  
d: 515 (500, without the door handles)  
h: 490

\*The backside is also veneered.  
\*Accessory: a tray (w: 539 d: 150 h: 35)  
\*The back board is removable for wiring.  
\*Left and right: flap door; middle: drawer

Japanese Oak	
Walnut	



② Walnut CW



③ Walnut CW



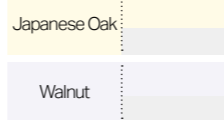
④ Walnut CW



**Curio Case GDD-80**  
[Image ②]

w: 800 d: 350 h: 1075

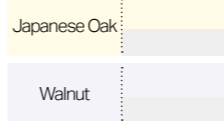
\*The backside is also veneered.  
\*Accessory: downlight (LED × 2); t8 glass shelves (w: 754 × 2) \*Frost mirror back board



**Chest DR-50**  
[Image ③]

w: 500 d: 350 h: 1075

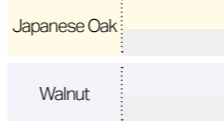
\*The backside is finished the same as the front.  
\*Accessory: a key; secret compartment inside



**Desk 125**  
[Image ④]

w: 1250 d: 500 h: 700  
h1: 670 wbl: 735

\*Solid wood top  
\*The backside is finished the same as the front.  
\*Accessory: height adjusters; a key; a pen tray  
\*The top board is rotated on the drawer cabinet.



# EIGHT

“Love at first sight; love more over time.” That’s what we aimed at together with the designer, Jin Kuramoto. The chair is featured by the shell so finely tuned in shape as to be more enveloping and spacious than it looks. The shell consists of two layers you can upholster with two different kinds of fabric/leather, which will make the chair more characteristic. The wide and thick back framed by elaborately processed solid wood—the point the designer likes best—gives an impression of elegance. The chair was named from the beautiful shape of its frame (figure of eight).



Kuramoto Jin



Wood coating

Japanese Oak NF/WNF/MBR/DBR/GY/DGY/BL

Designer

Kuramoto Jin  
Japan

Fabric and leather

Fabric / leather unavailable for the items on this page

L2 RK  
L4 GR



① Japanese Oak DGY Tonica DGY/F4  
(Outside: BQ-BL/L3)



② Japanese Oak GY MG-LGY/L3  
(Outside: MG-KGY/L3)

		F1	F2	F3	F4/CL1	F5	L3
<b>Armchair</b> <b>Armchair H</b> <b>Armchair L</b> [Image ①]	w: 575 d: 575 h: 740 (770) (710) sh: 450 (480) (420) ah: 615-690 (645-720) (585-660) wt: 10.0	Japanese Oak					
		*Two different types of fabric / leather are selectable (the higher price is applied).   Limit in fabric / leather					
<b>Side Chair</b> <b>Side Chair H</b> <b>Side Chair L</b> [Image ②]	w: 570 d: 575 h: 740 (770) (710) sh: 450 (480) (420) wt: 9.5	Japanese Oak					
		*Two different types of fabric / leather are selectable (the higher price is applied).   Limit in fabric / leather					

\*The figures in the angle brackets express the height of H type; ones in the parentheses express the height of L type.

# KAMUY

CondeHouse is delighted to present KAMUY collection, a new classic realized in collaboration with Naoto Fukasawa. Asahikawa is famous as a wood furniture producing district in Japan, and KAMUY collection came to fruition by a unique fusion of its local wood crafting technology and Fukasawa's artistic forming skills. The simple and well-made design of KAMUY naturally harmonises with any type of environments. KAMUY, the most chair-like chair, offers the feeling of déjà vu.



Fukasawa Naoto

KAMUY | Kamuy Lux Dining

LUX





Wood coating

Japanese Oak NF/WNF/MBR/DBR/GY/DGY/BL  
Walnut CW/DBR

Make-it-lower

Chair: 10mm 20mm 30mm 40mm  
Table: 10mm 20mm 30mm

Designer

Fukasawa Naoto  
Japan



① Japanese Oak NF Tonica DGY/F4



② Japanese Oak BL



③ Walnut CW Tonica LGY/F4



④ Japanese Oak NF

● Armchair • Side Chair


This is the fruit of the designer's desires and our craftsmanship responding to them. Every important point of the main frame is shaped edge; the beams between the legs are very slightly tapered; the shape of the wooden seat is curved out based on 3D data. These small tricks make the chair look sharp from any angle. The chair looks so normal and beautiful.

● Table

The shape of this table is not round but not exactly square. The best part is the finish of the top board edge. The edge is not vertical but reverse-slanted to the back side. The slant angle is not constant but finely adjusted so that the thickness of the top board is thin and constant viewed from any angle. The legs can be positioned in two ways to match the number of chairs to be set (for ones more than 2100 mm in width).



⑤ Walnut CW



⑥ Japanese Oak NF

Table leg positions

The table leg positions are changeable (inside or outside) in case of length 240 / 210.



		F1	F2	F3	F4/CL1	F5/L2	L3	L4
Armchair (Upholstered Seat)	w: 585 d: 535 h: 770 (790)	Japanese Oak						
Armchair H (Upholstered Seat)	sh: 435 (455) ah: 640 (660) wt: 6.0	Walnut						
Armchair (Wooden Seat)	w: 585 d: 530 h: 770 (790)	*Solid wood seat					Japanese Oak	
Armchair H (Wooden Seat)	sh: 420 (440) ah: 640 (660) wt: 7.0						Walnut	
Side Chair (Upholstered Seat)	w: 570 d: 535 h: 770 (790)	Japanese Oak						
Side Chair H (Upholstered Seat)	sh: 435 (455) wt: 5.5	Walnut						
Side Chair (Wooden Seat)	w: 570 d: 530 h: 770 (790)	*Solid wood seat					Japanese Oak	
Side Chair H (Wooden Seat)	sh: 420 (440) wt: 6.5						Walnut	

\*The figures in the angle brackets express the height of H type.

Table 240 × 100 Table 240 × 100 H [Image ⑤ : H type]	w: 2400 d: 1000 h: 710 (740) h1: 670 (700) wbl: 1440 (outside 2085)	Japanese Oak	
		Walnut	
Table 210 × 95 Table 210 × 95 H [Image ⑥ : H type]	w: 2100 d: 950 h: 710 (740) h1: 670 (700) wbl: 1440 (outside 1785)	Japanese Oak	
		Walnut	
Table 180 × 95 Table 180 × 95 H	w: 1800 d: 950 h: 710 (740) h1: 670 (700) wbl: 1485	Japanese Oak	
		Walnut	
Table 160 × 95 Table 160 × 95 H	w: 1600 d: 950 h: 710 (740) h1: 670 (700) wbl: 1285	Japanese Oak	
		Walnut	

\*The figures in the angle brackets express the height of H type. \*Top board: random-match





**Wood coating**

Japanese Oak NF/WNF/MBR/DBR/GY/DGY/BL  
Walnut CW/DBR

**Fabric and leather**

Fabric / leather available for 2 Seater, Easy Chair  
(Upholstered Back)

- F3 Ultrasuede
- F4 Tonica
- L3 BQ, MG, KP

**Make-it-lower**

Easy Chair, Stool

: 10mm 20mm 30mm 40mm

● **Easy Chair**

The designer pursued the best angle between the backrest and seat of a chair for people to lounge in. Some parts of the outline are designed to be edgy, but the surface is finished so smoothly to make people relax. There are two types of backrests: wooden or upholstered.

● **Round Side Table • Round Table**

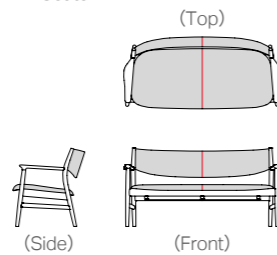
The round side table has two types of top boards: wood and marble. The legs are tapered to both ends, and the arc of the leg base was precisely calculated out, so that the leg base doesn't make a shadow on the floor.

**Leather stitching**



Leather stitching is applied to the following:

• 2 Seater



**Designer**

Fukasawa Naoto  
Japan



① Walnut CW Tonica BU/F4



② Japanese Oak WNF Tonica LGY/F4



④ Japanese Oak WNF Tonica LGY/F4



③ Japanese Oak BL Tonica LGY/F4

● **2 Seater**

The easy chair is stretched to a two-seater bench of 1450 mm in width.

● **Stool**

Simple but elaborately designed. The height of the beams between the legs are made uniform to those of the easy chair for a perfect balance between them.

		F1	F2	F3	F4	F5/L2	L3	L4
<b>2 Seater</b> [Image ①]	Japanese Oak							
	Walnut							
Limit in fabric / leather   Leather stitching								
<b>Easy Chair (Upholstered Back)</b> [Image ②]	Japanese Oak							
	Walnut							
Limit in fabric / leather								
		F1	F2	F3	F4/CL1	F5/L2	L3	L4
<b>Easy Chair (Wooden Back)</b> [Image ③]	Japanese Oak							
	Walnut							
<b>Stool</b> [Image ④]	Japanese Oak							
	Walnut							



⑤ Walnut CW



⑥ Japanese Oak WNF



⑦ Japanese Oak WNF



⑧ Walnut CW

**Bianco carrara marble**

Bianco carrara marble used for the side table top is unique in color and pattern, and may inherently have pin holes and fine cracks on its surface. Please don't leave it wet. Marble surface, regardless of water repellent, contains moisture in its pin holes and fine cracks and becomes likely to be peeled off.



Round Side Table 45 [Image ⑤]	dia: 450 h: 500	*Solid wood top	Japanese Oak	
			Walnut	
Round Side Table 45 (Marble) [Image ⑥]	dia: 450 h: 500	*Marble stone top	Japanese Oak	
			Walnut	
Round Table 58 [Image ⑦]	dia: 580 h: 480	*Solid wood top	Japanese Oak	
			Walnut	
Round Table 58 (Marble) [Image ⑧]	dia: 580 h: 480	*Marble stone top	Japanese Oak	
			Walnut	

\*Top board: random-match

# KINA


KINA LUX, designed by David Trubridge of New Zealand. This objet d'art is light yet stable and sturdy enough to be used as a table, or even as an ottoman. CondeHouse presents to the world, this masterpiece born through a collection of meticulous handcrafting efforts combined with advanced molding and precision manufacturing techniques.




David Trubridge



① Japanese Birch OFN



② Japanese Birch OFN Ultrasuede DGY/F3



③ Japanese Birch OFNPWT

**Wood coating**

C, U: Japanese Birch OFN

P : Japanese Birch OFNPWT/OFNPDG/OFNPBL /OFNREM


\*Wood and finish are indicated as follows: Main unit wood + main unit finish + top surface finish

**Designer**

David Trubridge  
New Zealand

**Cork**

An eco-friendly material, approximately half of which is produced in Portugal. Cork is made from the tree bark of cork oak. It is a recyclable and waste-free natural material that can be obtained without cutting trees down because it's made from residue from producing wine stoppers, etc.



This ellipsoid furniture made of Japanese birch consists of 22 arc-shape parts for size 80; 24 for size 100. The curve and grid of each piece are molded and cut by machine; polished and oil-coated by hand due to its complex shape. The combination of advanced technology and human skills results in this beautiful product. It's something that you not only use but also enjoy by looking at.



**Kina Floor C 100**

[Image ①]

dia: 1000 h: 410

\*The top surface is cork.

Japanese Birch

**Kina Floor C 80**

dia: 800 h: 330

\*The top surface is cork.

Japanese Birch

**Kina Floor U 100**

dia: 1000 h: 410

Japanese Birch

F1 | F2 | F3 | F4/CL1 | F5/L2 | L3 | L4

**Kina Floor U 80**

[Image ②]

dia: 800 h: 330

Japanese Birch

**Kina Floor P 100**

[Image ③]

dia: 1000 h: 410

Japanese Birch

**Kina Floor P 80**

dia: 800 h: 330

Japanese Birch

# SPLINTER

An additional model to Splinter collection designed by Oki Sato from nendo. The chair shell is upholstered with special thick leather supplied by a sole Japanese saddle maker, SOMÈS SADDLE. The high grade leather makes its back view more beautiful.



nendo Sato Oki

## SPLINTER | Splinter Lux Dining

LUX



<b>Wood coating</b>	<b>Make-it-lower</b>	<b>Designer</b>
Japanese Oak NF/WNF/MBR/DBR/GY/DGY/BL/NWT	Chair: <b>10mm</b> <b>20mm</b> <b>30mm</b> <b>40mm</b>	nendo Sato Oki Japan

**Special thick leather**  
The special leather is 4 mm in thickness, tannin-tanned, aniline-dyed, and available in the following two colors.



The leather edge is polished by saddle craftspeople, and the leather is upholstered and stitched by hand.

**SOMÈS SADDLE**  
A sole Japanese saddle maker in Sunagawa city, Hokkaido. Their products, especially thick leather ones, are chosen by many horse jockeys for its high hand-made quality.

**Special leather wax**  
Special leather wax is included for the following items. Leather is kept in good condition by regular maintenance, once or twice a year according to conditions. (Splinter Lux Dining Armchair / Tack Lux Living Easy Chair, Ottoman) This special leather wax was developed exclusive for SOMÈS SADDLE thick leather. Please don't use for other leather products.



<b>Armchair (Shell)</b>	w: 595 d: 580 h: 725 <745>	Japanese Oak
<b>Armchair H (Shell)</b>	sh: 420 <440> ah: 650 <670> wt: 7.0	
*Thick leather: SO-BR or SO-DGY		

\*The figures in the angle brackets express the height of H type.

# SESTINA

Using as thin wood materials as possible; not hiding structures but showing them as a part of design: these eliminations created the affluent appearance with the carefully selected wood grain and color contrast in wood between the base and upper frame.



Kawakami Motomi

## SESTINA | Sestina Lux Living (17)

LUX



### Wood coating

Japanese Ash NF/WNF/MBR/DBR/GY/DGY/BL  
Walnut CW/DBR  
\*Legs made of Cherry (WL color)

### Piping colors



Piping BR



Piping GY

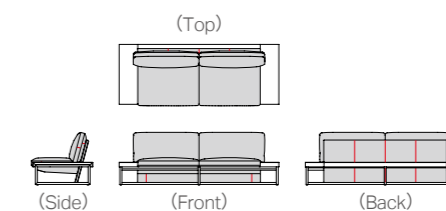
### Leather stitching

Stitch 

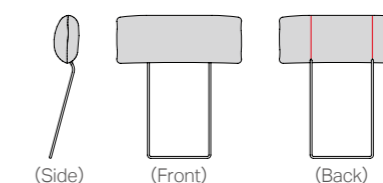
Leather stitching is applied to the following:

- Sofa 240
- Sofa 240 KD
- Sofa 210
- One Arm 212 L (R)
- One Arm 182 L (R)

[The drawing for Sofa 240]



• Headrest



### Designer

Kawakami Motomi  
Japan

### Material

Walnut and Japanese ash are used for this collection. The eyes of our craftsmen developed through many years of experience carefully selected right wood for the right part.

### Sofa design

The base frame is thin and colored darker, which makes the seat part look light and floating. The arm board is made of solid-wood pieces in different sizes to create individuality. In the case of upholstery with leather, a piping edge is available as an option.

### Cabinet structure

In order to express the minimum structure of the sofa, all the parts are designed to look slender. Another feature is the flap door handle. Even the inside of the flap door handle is veneered to show beautiful wood grain.

### Cabinet function

The slender look of the sofa makes the room look more spacious. Against its appearance, the sofa cushions provide super relaxation. The center flap door of the TV board has a soft-closing function.



① Japanese Ash NF Avance BR/F5



Sofa 240 KD Middle legs



② Walnut CW BQ-BL/L3 Piping GY



③ Japanese Ash MBR BQ-BL/L3



④ Cherry WL BQ-RBR/L3



⑤ Avance BR/F5



⑥ Avance BR/F5

			F1	F2	F3	F4/CL1	F5/L2	L3	L4
<b>Sofa 240</b> [Image ①]	w: 2400 d: 920 h: 790 sh: 410 ah: 340	Japanese Ash							
		Walnut							
*Solid wood armrest *Accessory: height adjusters *Legs made of Cherry   Leather stitching									
<b>Sofa 240 KD</b>	w: 2400 d: 920 h: 790 sh: 410 ah: 340	Japanese Ash							
		Walnut							
*Solid wood armrest *Accessory: height adjusters *Legs made of Cherry *Knock-down: the main frame is connected in the middle.   Leather stitching									
<b>Sofa 210</b> [Image ②]	w: 2100 d: 920 h: 790 sh: 410 ah: 340	Japanese Ash							
		Walnut							
*Solid wood armrest *Accessory: height adjusters *Legs made of Cherry   Leather stitching									
<b>One Arm 212 L (R)</b>	w: 2120 d: 920 h: 790 sh: 410 ah: 340	Japanese Ash							
		Walnut							
*Solid wood armrest *Accessory: height adjusters *Legs made of Cherry   Leather stitching									
<b>One Arm 182 L (R)</b> [Image ③ : R type]	w: 1820 d: 920 h: 790 sh: 410 ah: 340	Japanese Ash							
		Walnut							
*Solid wood armrest *Accessory: height adjusters *Legs made of Cherry   Leather stitching									
<b>Piping Option for Sofa 240 / Sofa 240 KD / One Arm 212 L (R)</b>		*Only for Leather *Piping color: BR or GY							
<b>Piping Option for Sofa 210 / One Arm 182 L (R)</b>		*Only for Leather *Piping color: BR or GY							
<b>Ottoman</b> [Image ④]	w: 710 d: 655 h: 410	Cherry							
		*Accessory: height adjusters							
<b>Piping Option for Ottoman</b>		*Only for Leather *Piping color: BR or GY							
<b>Headrest</b> [Image ⑤]	w: 650 d: 150 h: 740 Height including the headrest: 1000								
		Leather stitching							
<b>Arm Cushion</b> [Image ⑥]	w: 300 d: 520 h: 130								



⑦ Japanese Ash NF



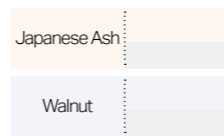
⑧ Walnut CW



⑨ Walnut CW

Coffee Table 150 × 50

w: 1500 d: 500 h: 340

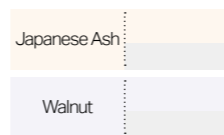


\*Solid wood top \*Accessory: height adjusters  
\*Legs made of Cherry

Coffee Table 130 × 65

[Image ⑦]

w: 1300 d: 650 h: 340

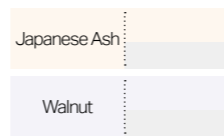


\*Solid wood top \*Accessory: height adjusters  
\*Legs made of Cherry

Coffee Table 90 × 90

[Image ⑧]

w: 900 d: 900 h: 340

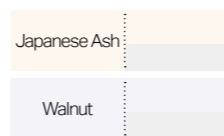


\*Solid wood top \*Accessory: height adjusters  
\*Legs made of Cherry

Side Table 30 × 55

[Image ⑨]

w: 300 d: 550 h: 480



\*Solid wood top  
\*Accessory: plastic protectors at the leg bottoms

\*Top board: random-match



Wood coating

Japanese Ash NF/WNF/MBR/DBR/GY/DGY/BL

Walnut CW/DBR

\*Legs made of Cherry (WL color)

Designer

Kawakami Motomi

Japan



① Walnut CW



② Japanese Ash WNF

TV Lowboard TV-220

[Image ①]

w: 2200 d: 510 h: 400



\*The backside is also veneered.  
\*Accessory: height adjusters; t10 glass shelves (w: 519 × 2)  
\*Legs made of Cherry \*Left and right: drawer; middle: flap door

TV Lowboard TV-180

[Image ②]

w: 1800 d: 510 h: 400



\*The backside is also veneered.  
\*Accessory: height adjusters; t10 glass shelf (w: 669 × 1)  
\*Legs made of Cherry \*Left and right: drawer; middle: flap door

TV Lowboard TV-165

w: 1650 d: 510 h: 400



\*The backside is also veneered.  
\*Accessory: height adjusters; t10 glass shelf (w: 519 × 1)  
\*Legs made of Cherry \*Left and right: drawer; middle: flap door

# TACK

Noboru Nakamura, a designer living in Hokkaido created this personal chair in 1978, and it was reborn through brushing up the detail of the design. Tack means “Thank you” in Swedish. This is the real Hokkaido chair: designed by a Hokkaido designer; made of Hokkaido ash; of which thick leather is supplied by a Hokkaido saddle maker. The structure is resistant to aging because the joints of the frame are designed to be tightened by the weight.



Nakamura Noboru



## TACK | Tack Lux Living

LUX



### Wood coating

Japanese Ash NF/WNF/MBR/DBR/GY/DGY/BL

### Make-it-lower

Easy Chair, Ottoman


: 10mm 20mm 30mm 40mm

### Designer


Nakamura Noboru  
Japan

### Special thick leather

The special leather is 4 mm in thickness, tannin-tanned, aniline-dyed, and available in the following two colors. You can enjoy the leather changing, stretching, and fitting to the body with age.



SO-BR



SO-DGY

The belt at the back of the seat works as a tension adjuster. The frame and upholstery structure is to be disassembled for future re-upholstery.

### SOMÈS SADDLE

A sole Japanese saddle maker in Sunagawa city, Hokkaido. Their products, especially thick leather ones, are chosen by many horse jockeys for its high hand-made quality.

### Special leather wax

Special leather wax is included for the following items. Leather is kept in good condition by regular maintenance, once or twice a year according to conditions. (Splinter Lux Dining Armchair / Tack Lux Living Easy Chair, Ottoman) This special leather wax was developed exclusive for SOMÈS SADDLE thick leather. Please don't use for other leather products.



<https://www.somes.co.jp>



① Japanese Ash GY SO-DGY



② Japanese Ash NF SO-BR

### Easy Chair

[Image ①]

w: 830 d: 625 h: 705 sh: 385 ah: 525

\*Thick leather: SO-BR or SO-DGY

Japanese Ash

### Ottoman

[Image ②]

w: 620 d: 460 h: 390 sh: 370

\*Thick leather: SO-BR or SO-DGY

Japanese Ash



# tosai

The tosai-collection connects traditional woodcraft and Japanese interior with the design tradition of the German Bauhaus which Peter Maly, the designer of tosai, claims as his main influence. The result is just persuasive – Stimulated by the contrast of cultures, a new furniture collection brings alive the strength of both partners. Clear basic shapes, finest materials, and uncompromising professional skills and precision are the principles of CondeHouse. Premium natural materials in combination with stainless steel result in impressively new shapes and forms.



Peter Maly



tosai | tosai Lux Living (18)

LUX



The base frame of the sofa is joined with the three way miter joint. It's one of the traditional Japanese woodworking techniques, not only strong but also beautiful to look at. This collection has a wide variety of items: sofa, one-arm seat, long seat, and ottoman, for customers to enjoy various combinations. The easy chair also has a type with an upholstered backrest.



#### ■ Tradition

The base frame of the sofa is joined with the three way miter joint. It's one of the traditional Japanese woodworking techniques, not only strong but also beautiful to look at.

#### ■ Technique

The dynamic and stable-looking backrest of the easy chair was realized by our careful drying process and variable thickness forming technique. The LED illumination doesn't encroach on the storage space by the special structure of the illumination space.



#### ■ Size-wise concept

Peter Maly is deeply in love with Japanese living styles. Accordingly, a Japanese tatami mat is used as a module to calculate out the size of the items he designed for CondeHouse, which results in this well-proportioned collection.

#### Wood coating

Oak NF/WNF/MBR/DBR/GY/DGY/BL  
Walnut CW/DBR

#### Make-it-lower

Easy Chair  
: 10mm 20mm 30mm 40mm

#### Designer

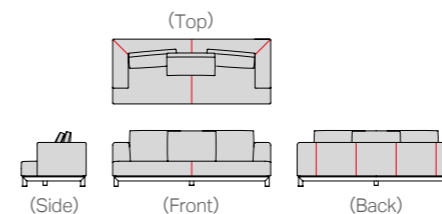
Peter Maly  
Germany

#### Leather stitching

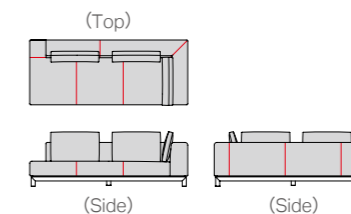
Stitch

Leather stitching is applied to the following:

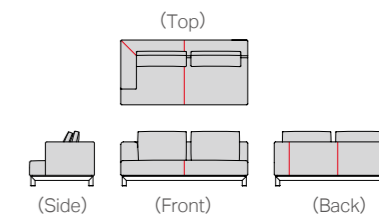
• Sofa 228



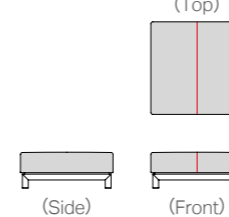
• Long Seat 228 L (R) [The drawing for R]



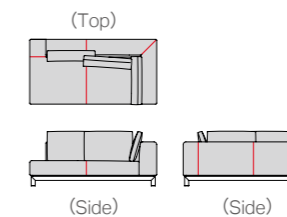
• One Arm 182 L (R) [The drawing for R]



• Ottoman



• Long Seat 182 L (R) [The drawing for R]





① Oak NF Tonica DGY/F4



② Oak NF Bentley BR/F5



③ Oak NF Bentley BR/F5



④ Oak NF Bentley BR/F5



⑤ Bentley BR/F5



⑥ Oak NF KS-LGY/L3



⑦ Walnut CW Bentley BR/F5

**Fabric and leather**

Fabric / leather available for Easy Chair (Upholstered Back)

- F1 Grain
- F3 Ultrasuede
- F4 Tonica
- F5 Bentley
- L3 BQ, MG

F1 | F2 | F3 | F4/CL1 | F5/L2 | L3 | L4

<b>Sofa 228</b> [Image ①]	w: 2315 d: 950 h: 670 sh: 370	Oak							
------------------------------	----------------------------------	-----	--	--	--	--	--	--	--

\*Accessory: middle legs with an adjuster  
| Leather stitching |

<b>(as an example) Sofa 228 with Back Cushion x 3</b>	w: 2315 d: 950 h: 800 sh: 370 ah: 670	Oak							
		Walnut							

<b>One Arm 182 L (R)</b> [Image ② : L type]	w: 1860 d: 950 h: 670 sh: 370	Oak							
--	----------------------------------	-----	--	--	--	--	--	--	--

| Leather stitching |

<b>(as an example) One Arm 182 L (R) with Back Cushion x 2</b>	w: 1860 d: 950 h: 800 sh: 370 ah: 670	Oak							
		Walnut							

<b>Long Seat 228 L (R)</b> [Image ③ : R type]	w: 950 d: 2315 h: 670 sh: 370	Oak							
--	----------------------------------	-----	--	--	--	--	--	--	--

\*Accessory: middle legs with an adjuster  
| Leather stitching |

<b>(as an example) Long Seat 228 L (R) with Back Cushion x 3</b>	w: 950 d: 2315 h: 800 sh: 370 ah: 670	Oak							
		Walnut							

<b>Long Seat 182 L (R)</b>	w: 950 d: 1860 h: 670 sh: 370	Oak							
----------------------------	----------------------------------	-----	--	--	--	--	--	--	--

| Leather stitching |

<b>(as an example) Long Seat 182 L (R) with Back Cushion x 3</b>	w: 950 d: 1860 h: 800 sh: 370 ah: 670	Oak							
		Walnut							

<b>Ottoman</b> [Image ④]	w: 950 d: 950 h: 370	Oak							
-----------------------------	-------------------------	-----	--	--	--	--	--	--	--

| Leather stitching |

<b>Back Cushion</b> [Image ⑤]	680 × 440								
----------------------------------	-----------	--	--	--	--	--	--	--	--

<b>Easy Chair</b> [Image ⑥]	w: 740 d: 620 h: 720 sh: 410 ah: 700	Oak							
		Walnut							

F1 | F2 | F3 | F4 | F5 | L3 | L4

<b>Easy Chair (Upholstered Back)</b> [Image ⑦]	w: 740 d: 620 h: 720 sh: 410 ah: 700	Oak							
		Walnut							

| Limit in fabric / leather |



The common design motif of the cabinets and screen is horizontal lines. The side board has three drawers in the upper part and two deep drawers in the lower part. The LED illumination and stainless steel base make the low board look unique. The horizontal lattice frame of the screen is joined with stainless steel joints that give an accent in design.

**Wood coating**

Oak NF/WNF/MBR/DBR/GY/DGY/BL  
Walnut CW/DBR

**Designer**

Peter Maly  
Germany



<b>Side Board S-DR-228</b> [Image ①]	w: 2275 d: 470 (450, without the door handles) h: 730  *Legs: hairline finished stainless steel *The backside is also veneered. *Knobs: almite aluminium *Accessory: plastic protectors at the leg bottoms; illumination (LED) inside; shelf boards (w: 1071 × 2)	Oak	
		Walnut	
<b>Lowboard S-FDR-228</b> [Image ②]	w: 2275 d: 570 (550, without the door handles) h: 415  *Legs: hairline finished stainless steel *The backside is also veneered. *Knobs: almite aluminium *Accessory: plastic protectors at the leg bottoms; illumination (LED) inside *Flap door	Oak	
		Walnut	
<b>Lowboard S-FDR-182</b>	w: 1820 d: 570 (550, without the door handles) h: 415  *Legs: hairline finished stainless steel *The backside is also veneered. *Knobs: almite aluminium *Accessory: plastic protectors at the leg bottoms; illumination (LED) inside *Flap door	Oak	
		Walnut	
<b>Screen 80-170-3</b> [Image ③]	w: 2305 h: 1740 t: 40  *Accessory: plastic protectors at the leg bottoms *The figures on the left are the size (at the time of making it flat). *The figures in the products names represent width - height - board number.	Oak	
		Walnut	

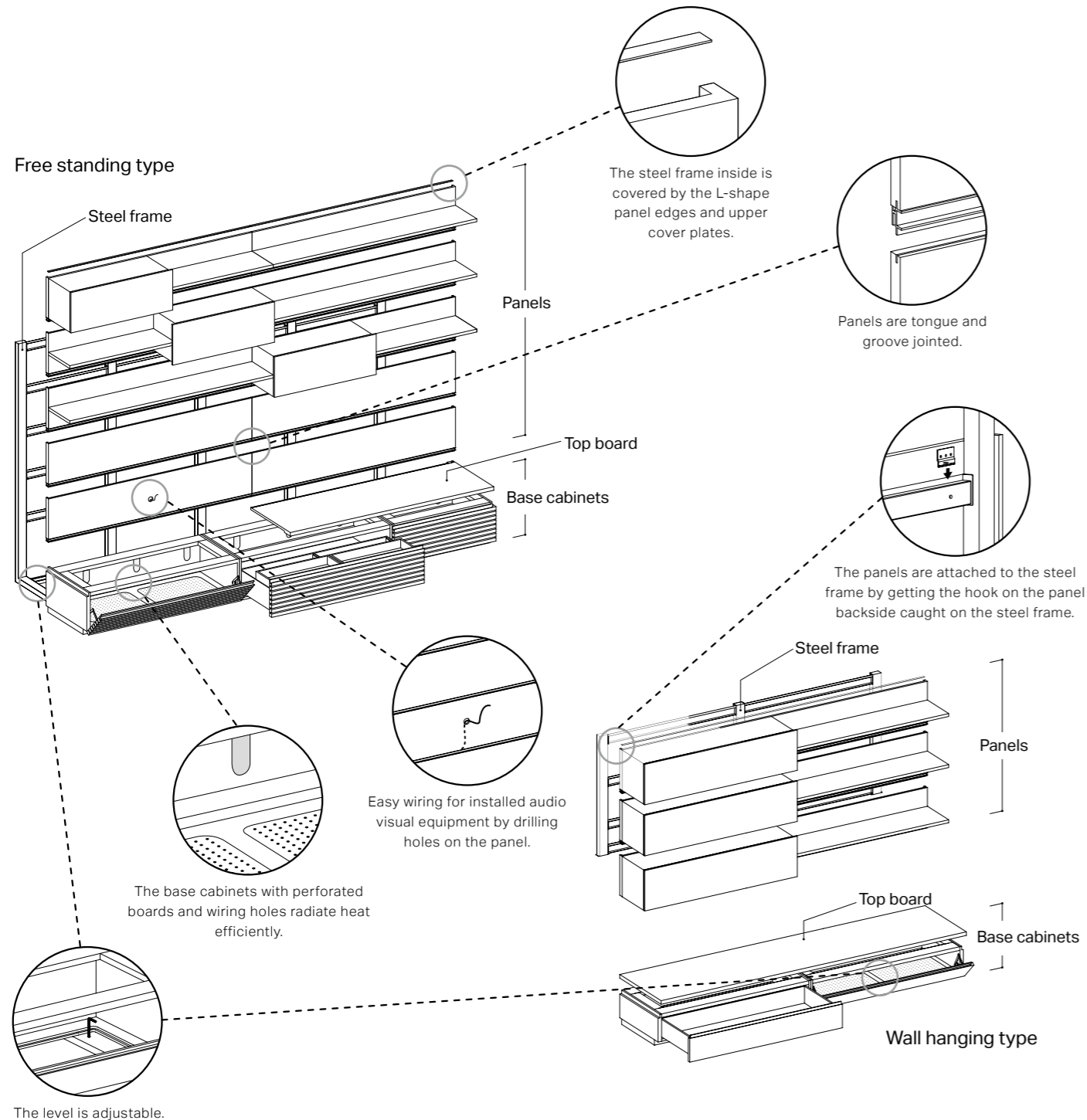
This is a modular shelf in two types: wall-hanging and self-standing. The module consists of six sizes from 455 to 2730 mm in width, such as a box with a sliding or flap door, a panel with a shelf, and a plain panel. There are two heights for the base cabinet: 290 and 380 mm, and customers can choose from a drawer or a cabinet with a flap door. It is made of oak or walnut, and available colors are 7 for oak and 2 for walnut. In addition, the solid-paint wood (white, black, and charcoal) is available.

**Wood coating**

Oak NF/WNF/MBR/DBR/GY/DGY/BL  
Walnut CW/DBR

**Designer**

Peter Maly  
Germany



**Structure**

- This item is composed of a main steel frame and component objects (shelves, cabinets, etc).
- Two types are available: free-standing and wall hanging types.
- The minimum width is 1820 mm.
- There are six types of component objects, combined up to five rows (in case of the free standing type); up to four rows (in case of the wall hanging type), respectively on the different height base cabinets.
- Joint parts are made of aluminum, of which combination with wood is one of the key points in design.
- The distribution and radiation of cables are carefully considered for audiovisual equipment.

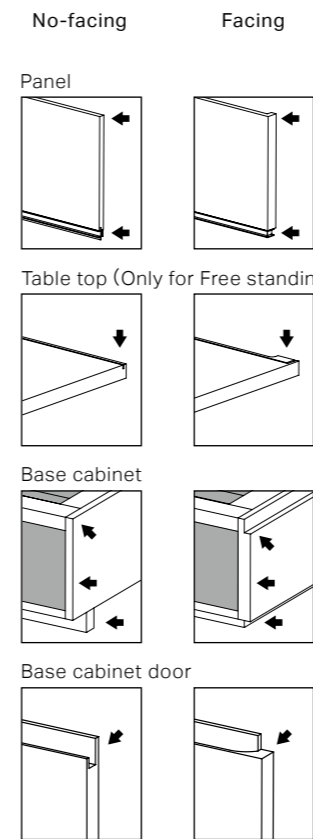
**Component objects**

- There are six sizes of panels, of which height is only one type, 355 mm (including joint parts\*), and width varies from 455 mm to 2730 mm. We have three types of components available: box-, shelf-, or panel-type, and also customers can choose a sliding or flap door for a box-type component.
- The top board is offered in four widths from 1365 mm to 2730 mm.
- The base cabinet heights are 290 mm and 380 mm (including the top board), for both of which drawer or flap door type with/without a slit is available.

\*The panel joint is not necessary for the bottom panel of the free-standing type.

**Difference by installation position**

Three types of components are used by installation position: no-facing; facing at one end; facing at both ends.



Item code format  
**BPL (R) - 182 - L(R)**  
Parts type width Installation position

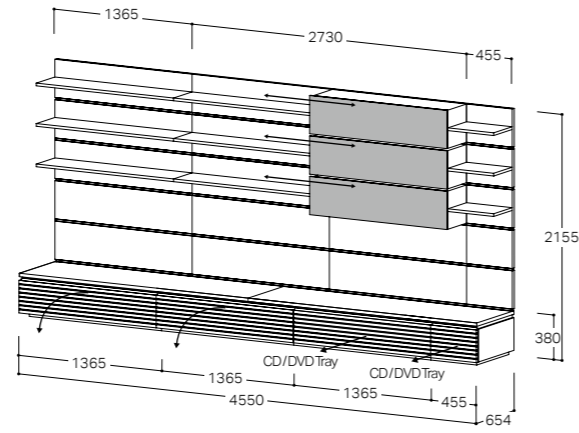
Parts List		46 w: 455	91 w: 910	137 w: 1365	182 w: 1820	228 w: 2275	273 w: 2730	(mm)
Panels	Sliding door				●	●	●	
	Box-type							
	Flap door		●	●				
Table top	Shelf-type	●	●	●	●	●	●	
	Panel-type	●	●	●	●	●	●	
Base cabinet	L h: 290 (including a top board)	Drawer	●	●	●			
		Flap door		●	●			
	H h: 380 (including a top board)	Drawer	●	●	●			
		Flap door		●	●			
		Drawer (with a slit)	●	●	●			
		Flap door (with a slit)		●	●			
CD/DVD tray	●	●	●					



Combination examples

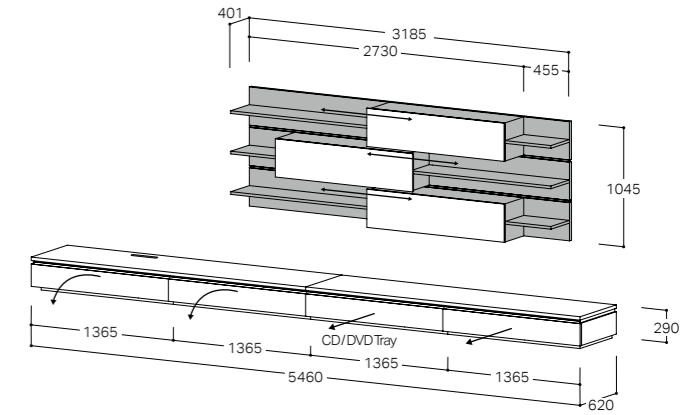
Free standing type

Parts	Part code	Wood & Finish	Quantity
Plain Panel	PP-137-L	Oak NF	× 2
Plain Panel	PP-137-C	Oak NF	× 4
Plain Panel	PP-46-R	Oak NF	× 2
Shelf Panel	SP-137-L	Oak NF	× 3
Shelf Panel	SP-46-R	Oak NF	× 3
Box Panel Slide Door Body	BPR-273-C	Oak NF	× 3
Box Panel Slide Door	BPRD-273	Color	× 3
Table Top	TS-228-L	Oak NF	× 1
Table Top	TS-228-R	Oak NF	× 1
Base Cabinet H Body	BCH-137-L	Oak NF	× 1
Base Cabinet H Body	BCH-137-C	Oak NF	× 2
Base Cabinet H Body	BCH-46-R	Oak NF	× 1
Base Cabinet H Flap Door (with a slit)	BCH-FPS-137-L	Oak NF	× 1
Base Cabinet H Flap Door (with a slit)	BCH-FPS-137-C	Oak NF	× 1
Base Cabinet H Draw er (with a slit)	BCH-DRS-137-C	Oak NF	× 1
Base Cabinet H Draw er (with a slit)	BCH-DRS-46-R	Oak NF	× 1
CD/DVD Tray	CDH-46		× 1
CD/DVD Tray	CDH-137		× 1
Steel Frame (Free standing type)	FFH-455-5		× 1



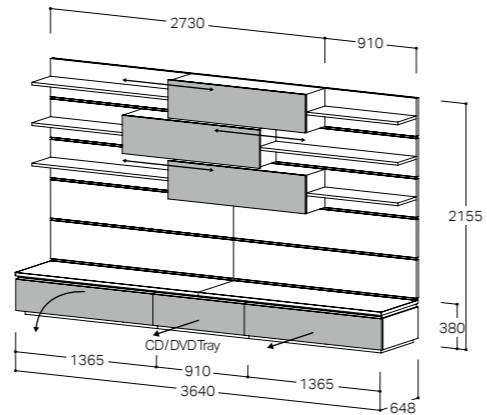
Wall hanging type

Parts	Part code	Wood & Finish	Quantity
Shelf Panel	SP-46-L	Color	× 1
Shelf Panel	SP-46-R	Color	× 2
Box Panel Slide Door Body	BPR-273-L	Color	× 2
Box Panel Slide Door Body	BPL-273-R	Color	× 1
Box Panel Slide Door	BPLD-273	Walnut CW	× 1
Box Panel Slide Door	BPRD-273	Walnut CW	× 2
Table Top	TF-273-L	Walnut CW	× 1
Table Top	TF-273-R	Walnut CW	× 1
Base Cabinet L Body	BCL-137-L	Walnut CW	× 1
Base Cabinet L Body	BCL-137-C	Walnut CW	× 2
Base Cabinet L Body	BCL-137-R	Walnut CW	× 1
Base Cabinet L Flap Door	BCL-FP-137-L	Walnut CW	× 1
Base Cabinet L Flap Door	BCL-FP-137-C	Walnut CW	× 1
Base Cabinet L Drawer	BCL-DR-137-C	Walnut CW	× 1
Base Cabinet L Drawer	BCL-DR-137-R	Walnut CW	× 1
CD/DVD Tray	CDL-137		× 1
Wiring Hole Cover	HF206		× 1
Steel Frame (Wall hanging type)	FW-319-3		× 1



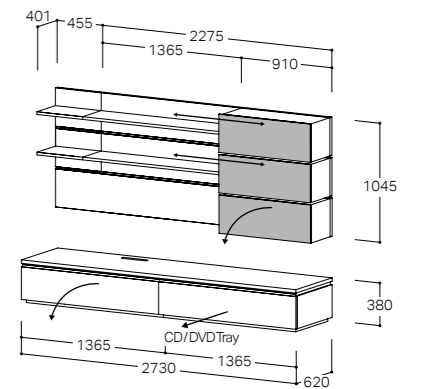
Free standing type

Parts	Part code	Wood & Finish	Quantity
Plain Panel	PP-182-L	Walnut CW	× 2
Plain Panel	PP-182-R	Walnut CW	× 2
Shelf Panel	SP-91-L	Walnut CW	× 1
Shelf Panel	SP-91-R	Walnut CW	× 2
Box Panel Slide Door Body	BPR-273-L	Walnut CW	× 2
Box Panel Slide Door Body	BPL-273-R	Walnut CW	× 1
Box Panel Slide Door	BPLD-273	Color	× 1
Box Panel Slide Door	BPRD-273	Color	× 2
Table Top	TF-182-L	Walnut CW	× 1
Table Top	TF-182-R	Walnut CW	× 1
Base Cabinet H Body	BCH-137-L	Walnut CW	× 1
Base Cabinet H Body	BCH-91-C	Walnut CW	× 1
Base Cabinet H Body	BCH-137-R	Walnut CW	× 1
Base Cabinet H Flap Door	BCH-FP-137-L	Color	× 1
Base Cabinet H Drawer	BCH-DR-91-C	Color	× 1
Base Cabinet H Drawer	BCH-DR-137-R	Color	× 1
CD/DVD Tray	CDH-91		× 1
Steel Frame (Free standing type)	FFH-364-5		× 1



Wall hanging type

Parts	Part code	Wood & Finish	Quantity
Plain Panel	PP-182-L	Oak NF	× 1
Shelf Panel	SP-46-L	Oak NF	× 2
Box Panel Slide Door Body	BPR-228-R	Oak NF	× 2
Box Panel Flap Door Body	FBPR-91-R	Oak NF	× 1
Box Panel Slide Door	BPRD-228	Color	× 2
Box Panel Flap Door	FBPRD-91	Color	× 1
Table Top	TF-273-CE	Oak NF	× 1
Base Cabinet H Body	BCH-137-L	Oak NF	× 1
Base Cabinet H Body	BCH-137-R	Oak NF	× 1
Base Cabinet H Flap Door	BCH-FP-137-L	Oak NF	× 1
Base Cabinet H Drawer	BCH-DR-137-R	Oak NF	× 1
CD/DVD Tray	CDH-137		× 1
Wiring Hole Cover	HF206		× 1
Steel Frame (Wall hanging type)	FW-273-3		× 1



**Plain Panel**  
[Figure ① : PP-182-C]

w: PP- 46 : 455  
PP- 91 : 910  
PP-137 : 1365  
PP-182 : 1820  
PP-228 : 2275  
PP-273 : 2730  
d: C : 18  
L/R/CE : 35  
h: 355

PP-	46-C	46-L (R)	91-C	91-L (R)	137-C	137-L (R)	182-C	182-L (R)	182-CE
Oak									
Walnut									
PWT/PDG/PBL									

PP-	228-C	228-L (R)	228-CE	273-C	273-L (R)	273-CE
Oak						
Walnut						
PWT/PDG/PBL						

**Shelf Panel**  
[Figure ② : SP-182-C]

w: SP- 46 : 455  
SP- 91 : 910  
SP-137 : 1365  
SP-182 : 1820  
SP-228 : 2275  
SP-273 : 2730  
d: C : 338  
L/R/CE : 355  
h: 355

SP-	46-C	46-L (R)	91-C	91-L (R)	137-C	137-L (R)	182-C	182-L (R)	182-CE
Oak									
Walnut									
PWT/PDG/PBL									

SP-	228-C	228-L (R)	228-CE	273-C	273-L (R)	273-CE
Oak						
Walnut						
PWT/PDG/PBL						

**Box Panel Slide Door Body**  
[Figure ③ : BPR-182-C]

w: BPL (R) -182 : 1820  
(880: excluding a slide door)  
BPL (R) -228 : 2275  
(880: excluding a slide door)  
BPL (R) -273 : 2730  
(1335: excluding a slide door)  
d: C : 338  
L/R/CE : 355  
h: 355

BPL (R) -	182-C	182-L (R)	182-CE	228-C	228-L (R)	228-CE	273-C	273-L (R)	273-CE
Oak									
Walnut									
PWT/PDG/PBL									

**Box Panel Slide Door**  
[Figure ④ : BPLD-182]

w: BPL (R) D-182 : 911  
BPL (R) D-228 : 911  
BPL (R) D-273 : 1366  
t: 15  
h: 337

BPL (R) D-	182	228	273
Oak			
Walnut			
PWT/PDG/PBL			

**Box Panel Flap Door Body**  
[Figure ⑤ : FBPL-91-C]

w: FBPL (R) - 91 : 910 (880: excluding a flap door)  
FBPL (R) -137 : 1365 (1335: excluding a flap door)  
d: C : 338  
L/R : 355  
h: 355

FBPL (R) -	91-C	91-L (R)	137-C	137-L (R)
Oak				
Walnut				
PWT/PDG/PBL				

**Box Panel Flap Door**  
[Figure ⑥ : FBPLD-91]

w: FBPL (R) D- 91 : 911  
FBPL (R) D-137 : 1366  
t: 15  
h: 337

FBPL (R) D-	91	137
Oak		
Walnut		
PWT/PDG/PBL		

**Table Top**  
[Figure ⑦ : TF-137-L type]

w: TF (TS) -137 : 1365  
TF (TS) -182 : 1820  
TF (TS) -228 : 2275  
TF (TS) -273 : 2730  
d: TF : 620  
TS : 626  
t: 30

\*TS for a base cabinet with a slit

TF (TS) -	137-C	182-L (R)	182-CE	228-L (R)	228-CE	273-L (R)	273-CE
Oak							
Walnut							
PWT/PDG/PBL							

**Base Cabinet L Body**  
[Figure ⑧ : BCL-137-R type]

w: BCL- 46 : 455  
BCL- 91 : 910  
BCL-137 : 1365  
d: C : 575  
L/R : 592  
h: 270

\*Height with a top board: 290  
\*Accessory: height adjusters only for the wall hanging type

BCL-	46-C	46-L (R)	91-C	91-L (R)	137-C	137-L (R)
Oak						
Walnut						
PWT/PDG/PBL						

**Base Cabinet H Body**  
[Figure ⑨ : BCH-137-C]

w: BCH- 46 : 455  
BCH- 91 : 910  
BCH-137 : 1365  
d: C : 575  
L/R : 592  
h: 360

\*Height with a top board: 380  
\*Accessory: height adjusters only for the wall hanging type

BCH-	46-C	46-L (R)	91-C	91-L (R)	137-C	137-L (R)
Oak						
Walnut						
PWT/PDG/PBL						

**Base Cabinet L Drawer**  
[Figure ⑩ : BCL-DR-137-C]

w: BCL-DR- 46-C : 451  
BCL-DR- 46-L/R : 453  
BCL-DR- 91-C : 906  
BCL-DR- 91-L/R : 908  
BCL-DR-137-C : 1361  
BCL-DR-137-L/R : 1363  
d: 514 h: 212

BCL-DR-	46-C (L/R)	91-C (L/R)	137-C (L/R)
Oak			
Walnut			
PWT/PDG/PBL			

**Base Cabinet H Drawer**  
[Figure ⑪ : BCH-DR-137-C]

w: BCH-DR- 46-C : 451  
BCH-DR- 46-L/R : 453  
BCH-DR- 91-C : 906  
BCH-DR- 91-L/R : 908  
BCH-DR-137-C : 1361  
BCH-DR-137-L/R : 1363  
d: 514 h: 302

\*Accessory: two trays  
(w: 386-645 d: 240 h: 75)  
(one in case of BCH-DR-46)

BCH-DR-	46-C (L/R)	91-C (L/R)	137-C (L/R)
Oak			
Walnut			
PWT/PDG/PBL			

**CD/DVD Tray**  
[Figure ⑫]

CDL-46	CDH-46	CDL-91	CDH-91	CDL-137	CDH-137

\*CDL for a base cabinet L drawer; CDH for a base cabinet H drawer (with / without a slit)

Base Cabinet H Drawer (with a slit) [Figure 12 : BCH-DRS-137-C]		BCH-DRS-	46-C (L/R)	91-C (L/R)	137-C (L/R)
w:	BCH-DRS- 46-C : 451 BCH-DRS- 46-L/R : 453 BCH-DRS- 91-C : 906 BCH-DRS- 91-L/R : 908 BCH-DRS-137-C : 1361 BCH-DRS-137-L/R : 1363				
t:	24				
h:	302				
*Accessory: two trays (w: 386-645 d: 240 h: 75) (one in case of BCH-DRS-46)					

Base Cabinet L Flap Door [Figure 13 : BCL-FP-137-C]		BCL-FP-	91-C (L/R)	137-C (L/R)
w:	BCL-FP- 91-C : 906 BCL-FP- 91-L/R : 908 BCL-FP-137-C : 1361 BCL-FP-137-L/R : 1363			
t:	24			
h:	212			

Base Cabinet H Flap Door [Figure 14 : BCH-FP-137-C]		BCH-FP-	91-C (L/R)	137-C (L/R)
w:	BCH-FP- 91-C : 906 BCH-FP- 91-L/R : 908 BCH-FP-137-C : 1361 BCH-FP-137-L/R : 1363			
t:	24			
h:	302			

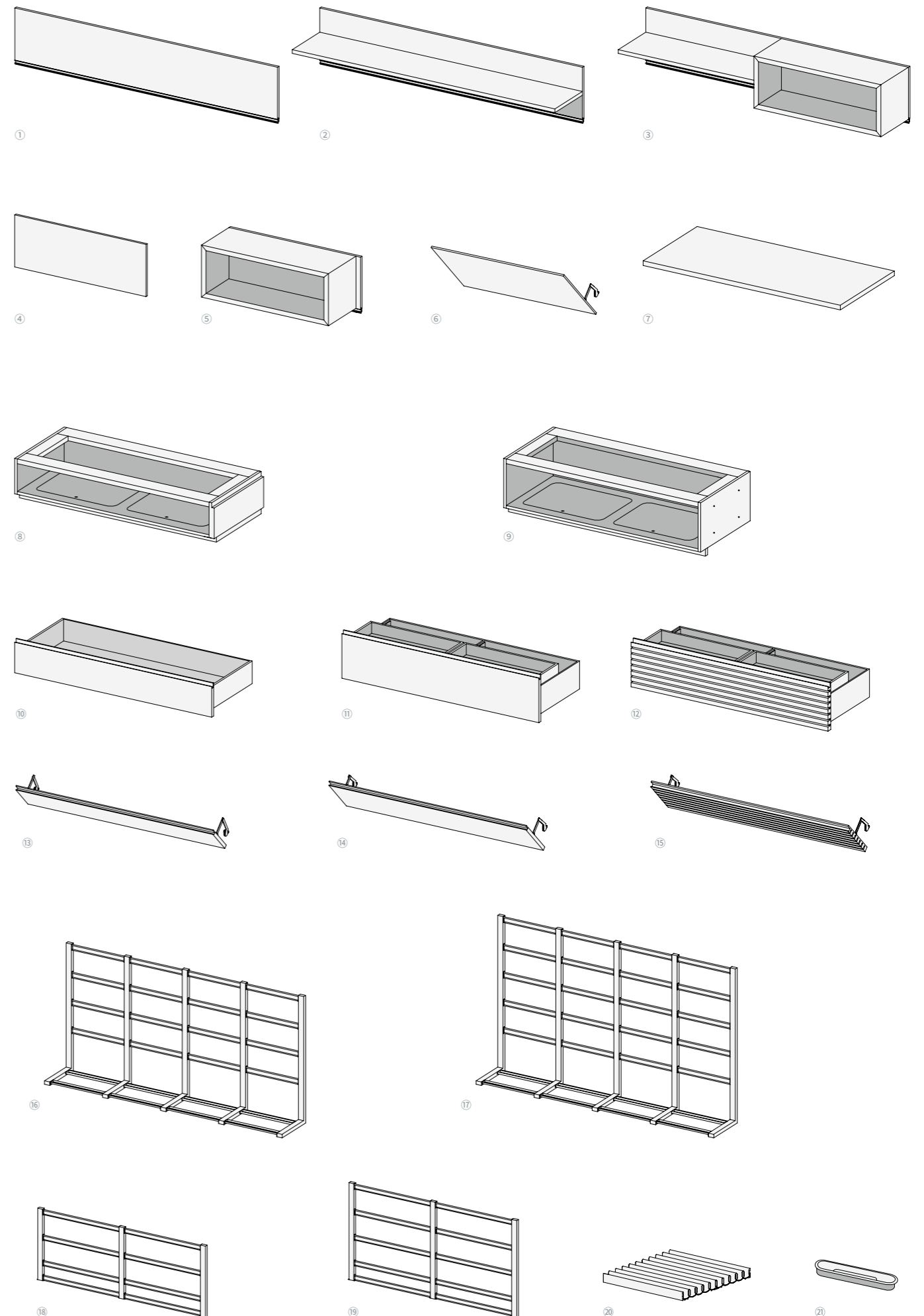
Base Cabinet H Flap Door (with a slit) [Figure 15 : BCH-FPS-137-C]		BCH-FPS-	91-C (L/R)	137-C (L/R)
w:	BCH-FPS- 91-C : 906 BCH-FPS- 91-L/R : 908 BCH-FPS-137-C : 1361 BCH-FPS-137-L/R : 1363			
t:	30			
h:	302			

Wiring Hole Cover [Figure 20]		HF206
w:	206	d: 45

Steel Frame (Free standing type) [Figure 16 : FFH-364-4] [Figure 17 : FFH-364-5]		FFL-	182-4	228-4	273-4	319-4	364-4	410-4	455-4	501-4	546-4	592-4
4 段												
FFH-		182-4	228-4	273-4	319-4	364-4	410-4	455-4	501-4	546-4	592-4	
4 段												
FFL-		182-5	228-5	273-5	319-5	364-5	410-5	455-5	501-5	546-5	592-5	
5 段												
FFH-		182-5	228-5	273-5	319-5	364-5	410-5	455-5	501-5	546-5	592-5	
5 段												

\*Accessory: height adjusters \*FFL is only available for a base cabinet L; FFH for a base cabinet H.

Steel Frame (Wall hanging type) [Figure 18 : FW-182-3] [Figure 19 : FW-182-4]		FW-	182-3	228-3	273-3	319-3	364-3	410-3	455-3	501-3	546-3	592-3
3 段												
FW-		182-4	228-4	273-4	319-4	364-4	410-4	455-4	501-4	546-4	592-4	
4 段												



# BARCA

Barca means a boat in Italian. The shape of the shell looking like a boat can change as you wish by moving the 28 pieces of sliding boards consisting of the shell. It was a big challenge: the sliding boards must move smoothly but maintain a posture at the same time. The chair won the best prize in International Furniture Design Competition in Asahikawa 2008 for its originality, and has grown up to be one of the iconic products to show CondeHouse's enthusiasm for design.



Jakob Joergensen

BARCA | Barca Lux  
LUX



### Wood coating

Oak NF/WNF

### Designer

Jakob Joergensen  
Denmark



① Oak NF



② Ultrasuede GY/F3

### Rounge Chair [Image ①]

w: 1255 d: 1175 h: 785

Oak

\*The shape is changeable (the above dimensions for the minimum shape).

### Seat Cushion [Image ②]

dia: 600

F1 | F2 | F3 | F4/CL1 | F5/L2 | L3 | L4



# MOLA

This is a sofa people want to lie onto, not just sit on. All that we can do for comfort has been done, such as the fine tuning of cushion filling, the careful selection of upholstery fabric, etc. Customers can make this sofa their own personal spaces by setting it together with other items from MOLA collection.



Yoshino Toshiyuki

## Designer's Message

The core concept of this collection is "not furniture but a comfort space that each user can arrange." I designed this sofa as a place where people are relaxed in their own ways rather than just simply seated on. The concept is shown in the lineup of the collection. A center table is not included because it has no other choice but to be placed in front of the sofa. Instead, I added side tables, sofa side boxes, and low shelves as places to put things around the sofa. Accordingly, users can enjoy making their personal arrangement.



### ● Shelf

We need some places to put things within reach when relaxing in a sofa. The sofa side boxes and shelves would be a good help by organizing such things neatly.

### ● Cushion

In order to finely tune the softness of the cushions, the cushion filling and upholstery material were carefully selected.

### ● Unit

A wide variety of arrangements according to family structure, lifestyles, etc. are possible by the wide-angle corner sofa, sofa side boxes and shelves, and side tables that can be tucked in the sofa due to its cantilever leg.



Wood coating

Japanese Oak NF/WNF/MBR/DBR/GY/DGY/BL  
Walnut CW/DBR (excluding sofas)

Designer

Yoshino Toshiyuki  
Japan

Fabric and leather

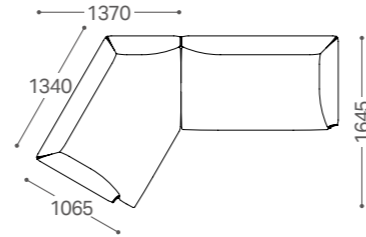
Fabric / leather unavailable for the items on this page

F1 Grain F2 Syuro  
F3 Ultrasuede  
F4 Rivie  
CL1-L4 All the leathers  
(excluding cushions)

Leg colors for Side Table




M-GY S-GY S-BL



⑥ Bentley GY/F5



⑦ Bentley GY/F5



① Japanese Oak NF Rinova BU/F3



② Japanese Oak MBR Bentley BL/F5



③ Japanese Oak MBR Bentley BL/F5

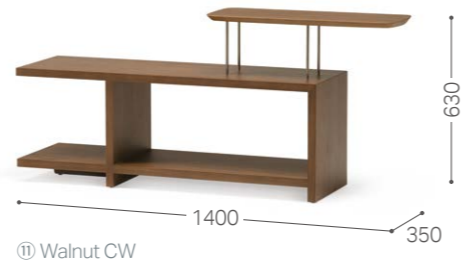
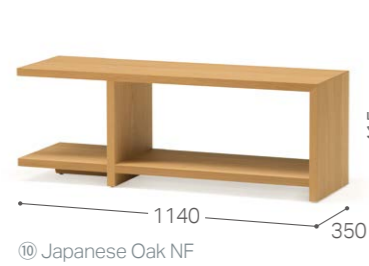


④ Japanese Oak NF Sarmassa GY/F4



⑤ Japanese Oak NF Sarmassa GY/F4

		F1	F2	F3	F4	F5	L3	L4
<b>Sofa 200</b> [Image ①]	w: 2000 d: 900 h: 675 sh: 440	Japanese Oak						
*Feather is partially included in seat cushions.   Limit in fabric / leather								
<b>Corner Sofa L (R)</b> [Image ② : R type]	w: 1710 d: 1065 h: 675 sh: 440	Japanese Oak						
*Accessory: middle legs with an adjuster *Feather is partially included in seat cushions.   Limit in fabric / leather								
<b>Ottoman</b> [Image ⑤]	w: 1020 d: 570 h: 415	Japanese Oak						
Limit in fabric / leather								
<b>One Arm 195 L (R)</b> [Image ③ : L type]	w: 1945 d: 900 h: 675 sh: 440	Japanese Oak						
*Accessory: middle legs with an adjuster *Feather is partially included in seat cushions.   Limit in fabric / leather								
<b>One Arm 150 L (R)</b>	w: 1500 d: 900 h: 675 sh: 440	Japanese Oak						
*Accessory: middle legs with an adjuster *Feather is partially included in seat cushions.   Limit in fabric / leather								
<b>One Arm 120 L (R)</b>	w: 1200 d: 900 h: 675 sh: 440	Japanese Oak						
*Accessory: middle legs with an adjuster *Feather is partially included in seat cushions.   Limit in fabric / leather								
<b>One Arm 105 L (R)</b> [Image ④ : L type]	w: 1065 d: 1065 h: 675 sh: 440	Japanese Oak						
*Feather is partially included in seat cushions.   Limit in fabric / leather								
		F1	F2	F3	F4/CL1	F5/L2	L3	L4
<b>Cushion (Large)</b> [Image ⑥]	640 × 480							
<b>Cushion (Small)</b> [Image ⑦]	550 × 400							



<b>Round Side Table 50</b> [Image 8]	w: 500 d: 500 h: 510	Japanese Oak Walnut	Three colors available for the leg
<b>Side Table 55 × 45</b> [Image 9]	w: 550 d: 450 h: 510	Japanese Oak Walnut	Three colors available for the leg
<b>Sofa Box 114</b> [Image 10]	w: 1140 d: 350 h: 415	Japanese Oak Walnut	*Accessory: height adjusters
<b>Sofa Box 114 (T)</b> [Image 11]	w: 1400 (1140, excluding a top board) d: 350 h: 630	Japanese Oak Walnut	*Accessory: height adjusters *The top board can be set in two ways: edge-to-edge in line or overhang
<b>Sofa Box 78</b> [Image 12]	w: 780 d: 350 h: 415	Japanese Oak Walnut	*Accessory: height adjusters
<b>Sofa Box 78 (T)</b> [Image 13]	w: 780 d: 450 (350, excluding a top board) h: 510	Japanese Oak Walnut	*Accessory: height adjusters



<b>Wood coating</b>	Japanese Oak NF/WNF/MBR/DBR/GY/DGY/BL Walnut CW/DBR
<b>Designer</b>	Yoshino Toshiyuki Japan



<b>Shelf 160 (L)</b> [Image 1]	w: 1600 d: 350 h: 810	Japanese Oak Walnut	*Accessory: height adjusters
<b>Shelf 160 (M)</b>	w: 1600 d: 350 h: 630	Japanese Oak Walnut	*Accessory: height adjusters
<b>Shelf 160 (S)</b> [Image 2]	w: 1600 d: 350 h: 450	Japanese Oak Walnut	*Accessory: height adjusters
<b>Shelf 120 (L)</b>	w: 1200 d: 350 h: 810	Japanese Oak Walnut	*Accessory: height adjusters
<b>Shelf 120 (M)</b> [Image 3]	w: 1200 d: 350 h: 630	Japanese Oak Walnut	*Accessory: height adjusters
<b>Shelf 120 (S)</b>	w: 1200 d: 350 h: 450	Japanese Oak Walnut	*Accessory: height adjusters

# YUKAR

The name YUKAR LUX, meaning "epic poetry" in the Ainu language, denotes our respect and gratitude toward the nature of Hokkaido. This living-room furniture collection was designed in a way to enhance the natural beauty of Hokkaido oak. The beauty essence of this collection is drawn out by the ultimate balance of the curved lines and surfaces of the sofas with a unique sitting comfort and functional tables with a wooden texture.

The collection was developed under the concept of "sofa for those living in high-rise apartments in urban areas", and started off by making sofas in a width of 2000 mm to fit the elevators and doors of such apartments. The armrests were designed to turn inward, which emphasized the horizontal line in design, and led to creating a sofa of a compact size with a roomy sitting comfort. By employing this sofa in combination with the armchair, you can create a more relaxing and cozy living room.



Fukasawa Naoto

YUKAR | Yukar Lux Living

LUX



#### Wood coating

Japanese Oak NF/WNF/MBR/DBR/GY/DGY/BL

#### Designer

Fukasawa Naoto  
Japan

#### ● Sofa • Armchair

Due to the arms which are not thick and expanding inward, the sofa looks wider than the actual size. Lining up the sofas or armchairs side by side makes a big sofa set with a side table.

#### ● Table

The living table in two sizes different in diameter and height. The smooth outline running from the top board to each leg stands out more because of its simple design overall.



① Japanese Oak DBR Tonica LGY/F4



② Japanese Oak WNF BQ-DBR/L3




③ Tonica LGY/F4



④ Japanese Oak WNF BQ-DBR/L3



			F1	F2	F3	F4/CL1	F5/L2	L3	L4
<b>Sofa 200</b> [Image ①]	w: 2000 d: 905 h: 760 sh: 405 ah: 450	Japanese Oak							
<b>Sofa 170</b>	w: 1700 d: 905 h: 760 sh: 405 ah: 450	Japanese Oak							
<b>Armchair 103</b> [Image ②]	w: 1030 d: 905 h: 760 sh: 405 ah: 450	Japanese Oak							
<b>Armchair 88</b>	w: 880 d: 905 h: 760 sh: 405 ah: 450	Japanese Oak							
<b>Cushion</b> [Image ③]	w: 350 d: 610 h: 170								
<b>Ottoman 95</b> [Image ④]	w: 970 d: 460 h: 405	Japanese Oak							
<b>Ottoman 80</b>	w: 820 d: 460 h: 405	Japanese Oak							



⑤ Japanese Oak WNF



⑥ Japanese Oak DBR

<b>Round Table 110</b> [Image ⑤]	dia: 1100 h: 270	Japanese Oak
	*Solid wood top *Accessory: height adjusters	
<b>Round Table 85</b> [Image ⑥]	dia: 850 h: 340	Japanese Oak
	*Solid wood top *Accessory: height adjusters	
	*Top board: random-match	

# ONE

In the same concept as the chair (Eight), Jin Kuramoto and CondeHouse developed this round table. The table made of Hokkaido oak obviously looks bold in design. It is composed of the top board of 34 mm in thick and a column-shaped center leg. The tapered leg shape is not only for design purposes but makes more space for the toes. The plain design can go with various chairs, and the top board and leg are available in different finishes, which makes the table more acceptable in public spaces as well.




Kuramoto Jin



### Wood coating

You can select two different colors for the table top and leg.



### Designer

Kuramoto Jin  
Japan

### Table, Round Table:

Japanese Oak NF/NFWNF/NFMBR/NFDBR/NFGY/NFDGY/NFBL  
 /WNF/WNFNF/WNFMBR/WNFDBR/WNFGY/WNFDGY/WNFBL  
 /MBR/MBRNF/MBRWNF/MBRDBR/MBRGY/MBRDGY/MBRBL  
 /DBR/DBRNF/DBRWNF/DBRMBR/DBRGY/DBRDGY/DBRBL  
 /GY/GYNF/GYWNF/GYMBR/GYDBR/GYDGY/GYBL  
 /DGY/DGYNF/DGYWNF/DGYMBR/DGYDBR/DGYGY/DGYBL  
 /BL/BLNF/BLWNF/BLMBR/BLDBR/BLGY/BLDGY  
 /OFNNF/OFNWNF/OFNMBR/OFNDBR/OFNGY/OFNDGY/OFNBL

\*Wood and finish are indicated as follows: top board finish + leg finish

### Rotating Tray:

Japanese Oak NF/WNF/MBR/DBR/GY/DGY/BL



① Japanese Oak OFNGY



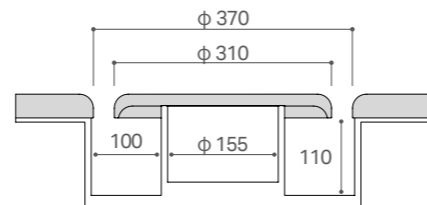
② Japanese Oak NF



③ Japanese Oak WNF  
The rotating tray is just placed, not fixed.



④ Compartment for a power strip



④ Compartment for a power strip

Table 220 × 120 Table 220 × 120 H [Image ①]	w: 2200 d: 1200 h: 710 (740) h2: 670 (700) *Solid wood top *Accessory: height adjusters, fall prevention weight ( 10 kg × 8) *A leg made of Beech	Japanese Oak
Table 190 × 120 Table 190 × 120 H	w: 1900 d: 1200 h: 710 (740) h2: 670 (700) *Solid wood top *Accessory: height adjusters, fall prevention weight ( 10 kg × 7) *A leg made of Beech	Japanese Oak
Round Table 190 Round Table 190 H	dia: 1900 h: 710 (740) h2: 670 (700) *Solid wood top *Top board is sprittable. *Accessory: height adjusters, fall prevention weight ( 10 kg × 7) *A leg made of Beech	Japanese Oak
Round Table 180 Round Table 180 H [Image ②]	dia: 1800 h: 710 (740) h2: 670 (700) *Solid wood top *Top board is sprittable. *Accessory: height adjusters, fall prevention weight ( 10 kg × 6) *A leg made of Beech	Japanese Oak
Round Table 150 Round Table 150 H	dia: 1500 h: 710 (740) h2: 670 (700) *Solid wood top *Accessory: height adjusters, fall prevention weight ( 10 kg × 4) *A leg made of Beech	Japanese Oak
Round Table 135 Round Table 135 H	dia: 1350 h: 710 (740) h2: 670 (700) *Solid wood top *Accessory: height adjusters, fall prevention weight ( 10 kg × 4) *A leg made of Beech	Japanese Oak

Rotating Tray 90 [Image ③]	dia: 900 h: 30	Japanese Oak
Compartment for a power strip [Image ④]	dia: 370 h: 110	

\*The figures in the angle brackets express the height of H type. \*Be careful when setting up and moving the table because it's very heavy. \*Top board: random-match

# IPPONGI

CondeHouse founder Minoru Nagahara believed that the scars and scratches of wood were beautiful because they were the proof that wood survived in the harsh nature, saying wood with such natural marks are the most beautiful thing in the world. IPPONGI collection is furniture which craftsmen preserve all scars on wood and turn such unique wood into masterpieces.







## Wood coating

Oak OFN  
Walnut OFN

## Designer

Nagahara Minoru  
(1935-2015)  
Japan



Top board 200 × 90 T-shape (H=710) Walnut OFN

## Description of Ippongi tables

- Made to order in size
- Top board designs: natural / straight edges (widthwise), loose curved / straight edges (depthwise), with / out a center grid.
- Leg designs: turret, T-shape, and square-pillar
- Wood: oak and walnut
- Strong wood characters such as knots are intentionally left as a design feature, but requests for wood characters are not acceptable.
- Living tables are also available.
- Please contact for more details.

## Table top type



## Table height by leg type

\*Height adjusters are installed for T-shape and square-pillar legs.

\*Available in three heights: 680, 710, and 740.



Turret



T-shape



Square pillar

## Example for size

Top board (R) 270 × 110  
Turret (H=710)

w: 2700 d: 1100 h: 710 h1: 670

Reference price



Walnut OFN

Top board with a center grid 240 × 100  
Square pillar (H=710)

w: 2400 d: 1000 h: 710 h1: 670

\*Accessory: height adjusters

Reference price



Walnut OFN

Top board 180 × 90  
T-shape (H=680)

w: 1800 d: 900 h: 680 h1: 640

\*Accessory: height adjusters

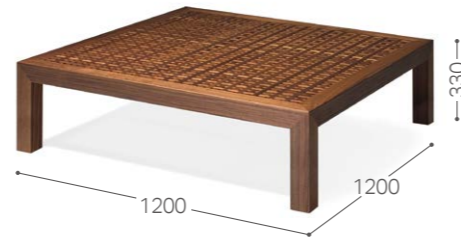
Reference price




Oak OFN



① Walnut OFN




② Walnut OFN



③ Oak OFN



④ Oak OFN



⑤ Oak OFN



⑥ Oak OFN



Table with a center grid

It is CondeHouse craftsmanship that realizes this complicated grid consisting of so many wood pieces. The wood grid looks more like woven threads and more beautiful by setting wood pieces with straight grain up. By the combination of many different wood pieces, the top board surface shows various faces according to viewing angles. When light enters, the grid makes beautiful shadows on the floor. A top board and legs are joined by three way miter joints, where craftsmanship is well shown.



Kiori Taku 144 × 84

[Image ①]

w: 1440 d: 840 h: 330

Oak	
Walnut	

\*Accessory: height adjusters

Kiori Taku 120 × 120

[Image ②]

w: 1200 d: 1200 h: 330

Oak	
Walnut	

\*Accessory: height adjusters

Kiori Taku 102 × 102

w: 1020 d: 1020 h: 330

Oak	
Walnut	

\*Accessory: height adjusters

Kiori Taku 78 × 78

w: 780 d: 780 h: 450

Oak	
Walnut	

\*Accessory: height adjusters

Nest Table

[Image ③]

(L) w: 1180 d: 540 h: 350  
(S) w: 1080 d: 540 h: 300

L | S | SET

Oak			
Walnut			

\*Height adjusters for a large table; a top board with grid for the smaller table

Side Board

[Image ④]

w: 1700 d: 450 (table top 380) h: 900

Oak	
Walnut	

\*The backside is also veneered. \*Accessory: shelf boards (w: 557 × 2) \*Depth varies by material wood shape.

Console Table

[Image ⑤]

w: 900 d: 400 h: 900

Oak	
Walnut	

\*The backside is also veneered. \*Accessory: shelf boards (w: 583 × 2) \*Depth varies by material wood shape.

Telephone Stand

[Image ⑥]

w: 700 d: 350 (table top 330) h: 800

Oak	
Walnut	

\*The backside is also veneered. \*Accessory: shelf boards (w: 363 × 1) \*Depth varies by material wood shape.

# Item List

## Select Furniture A+

# Select Furniture A+

## What A+ can provide

- In the select plan, customers are supposed to choose the best combination to meet their needs.
- Customers can customize it if they don't like the regular options.
- The wooden part is made of 100% natural material, which realizes an one of a kind furniture.
- It will be shipped in parts. That will not only allow us to fit through tiny doors but also lower the energy consumption of transportation.
- Available in standard colors with oak, walnut, and Japanese ash.
- All the production is managed by both CondeHouse and MÖBEL TOKO to ensure the finest condition of our products when it reaches to customers.



## How to choose

All kinds of cabinets, doors, and shelves are available. After selecting the color and wood type, a quotation and production time will be provided shortly. Customers can customize it if they don't like the regular options.

## Combinations

A+ provides a wide variety of options in combination, size, etc. We believe it can fit well in any of your scenarios. Please visit our store for more information.

## Customization

Customers can customize it if the existing options do not satisfy them. Let our professional team design and create the furniture with you. Please visit our store for more information.



LV-101-137

Japanese Ash DGY + Japanese Ash WNF w: 3150 d: 450 h: 1665



ST-101-760 Japanese Birch AWT + Oak WNF  
w: 2250 d: 446 h: 2400

TV-101-C67 WTM + Oak WNF  
w: 2415 d: 450 h: 345

SD-101-724 Walnut CW + Linoleum 4175  
w: 2370 d: 453 h: 1845



DK-101-607 Oak WNF + Linoleum 4179 w: 1500 d: 570 h: 1080

SH-101-607 Oak WNF + Linoleum 4179 w: 1500 d: 360 h: 1440

Select  
Furniture

A+



A+ is a modular furniture series created by CondeHouse and MÖBEL TOKO. Whether it is for living room, dining room, or even reading room, we believe that A+ can satisfy all your needs both visually and functionally.

# RB TABLE



Round Table  
Round Table H  
Round Table LD  
[Image ①②]

\*Solid wood top \*Accessory: height adjusters  
\*Table top and base (φ 180-240) : ready-to-assemble  
\*Base (φ 90-150) : ready-to-assemble | Three colors available for the base |

dia:	900	1050	1200	1350	1500	1800	2000	2200	2400
Japanese Ash									
Japanese Oak									
Walnut									

h: 710 (740) (680) h2: 670 (700) (640)

\*The figures in the angle brackets express the height of H type; ones in the parentheses express the height of LD type. \*Top board: random-match


A massive solid wood round table that goes up to 2400 mm in diameter, featured by the dynamic wood grain and sharply shaped edge of the top board. The metal base is available in three different colors: silver, charcoal, and black. The high table is also available with an optional cable tray, which is good for office and even home use.

## Wood coating

Japanese Ash NF/WNF/MBR/DBR/GY/DGY/BL/OFN  
Japanese Oak NF/WNF/MBR/DBR/GY/DGY/BL/OFN  
Walnut CW/DBR/OFN

\*OFN is not available for the rotating tray and Cable Tray and Cover

## Table base colors



M-GY

S-GY

S-BL

## Designer



Sadogawa Kiyoshi  
Japan



Table 240 × 120  
Table 240 × 120 H  
Table 240 × 120 LD

w: 2400 d: 1200  
h: 710 (740) (680)  
h2: 670 (700) (640)

Japanese Ash	
Japanese Oak	
Walnut	

\*Solid wood top \*Accessory: height adjusters  
\*Legs are splittable. | Three colors available for the base |

Table 220 × 120  
Table 220 × 120 H  
Table 220 × 120 LD

w: 2200 d: 1200  
h: 710 (740) (680)  
h2: 670 (700) (640)

Japanese Ash	
Japanese Oak	
Walnut	

\*Solid wood top \*Accessory: height adjusters  
\*Legs are splittable. | Three colors available for the base |

\*The figures in the angle brackets express the height of H type; ones in the parentheses express the height of LD type.  
\*Top board: random-match

# RB TABLE



④ Japanese Oak OFN Table base: M-GY

## Round High Table Round High Table H [Image ④]

\*Solid wood top \*Accessory: height adjusters  
\*Table top and base (φ 180-240) : ready-to-assemble  
\*Base (φ 90-150) : ready-to-assemble | Three colors available for the base |

dia: 900 | 1050 | 1200 | 1350 | 1500 | 1800 | 2000 | 2200 | 2400

Japanese Ash									
Japanese Oak									
Walnut									

h: 1000 <1100> h2: 960 <1060>

\*The figures in the angle brackets express the height of H type. \*Top board: random-match



⑥ The rotating tray is just placed, not fixed.



⑦ Cable Tray and Cover for the round table  
(Image on right: a tray for wires and wiring covers)



⑤ Japanese Oak OFN Table base: S-GY



## Round Low Table L Round Low Table M Round Low Table H [Image ⑤ : L type]

\*Solid wood top \*Accessory: height adjusters  
\*Table top and base (φ 180-240) : ready-to-assemble  
\*Base (φ 90-150) : ready-to-assemble | Three colors available for the base |

dia: 900 | 1050 | 1200 | 1350 | 1500 | 1800 | 2000 | 2200 | 2400

Japanese Ash									
Japanese Oak									
Walnut									

h: 350/450/550

\*The three figures separated by slashes (from left to right) for h are the heights of L, M and H type tables.

\*Top board: random-match

## Rotating Tray 135

dia: 1350 h: 45

Japanese Ash	
Japanese Oak	
Walnut	

## Rotating Tray 110

dia: 1100 h: 45

Japanese Ash	
Japanese Oak	
Walnut	

## Rotating Tray 90

[Image ⑥]

dia: 900 h: 45

Japanese Ash	
Japanese Oak	
Walnut	

## Cable Tray and Cover for the round table

[Image ⑦]

dia: 195 h: 70  
Tray dia: 400 t: 15

Hole-processing on the top board, a tray for wires,  
and wiring covers (eight)

\*The tray and covers are finished in the same color.

Japanese Ash	
Japanese Oak	
Walnut	

# RS SOFA

20



RS sofa is rather wide and low compared to other sofa collections. The back of the sofa is supported by a wooden vertical lattice frame that gives people an image of stability. The corner sofa is finely angled so that people sitting next to each other can talk more closely. The headrest provides neck and head support, detachable when not needed.




① Japanese Oak DBR Maple DBR/F3



② Japanese Oak GY Syuro LGY/F2



③ Japanese Oak NF Avance BR/F5



⑥ Japanese Oak NF Avance BR/F5



④ Japanese Oak DBR Maple DBR/F3



⑤ Japanese Oak NF Avance BR/F5



## Wood coating

Japanese Oak NF/WNF/MBR/DBR/GY/DGY/BL

## Designer

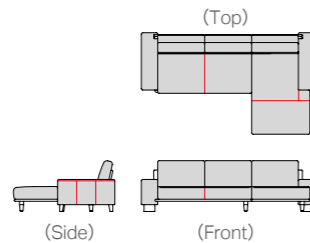
Nagahara Minoru  
(1935-2015)  
Japan

## Leather stitching

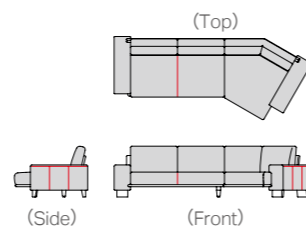


Leather stitching is applied to the following:

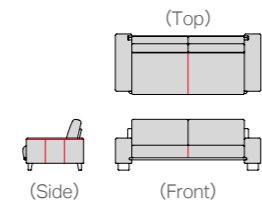
• Long Seat L (R) [The drawing for L]



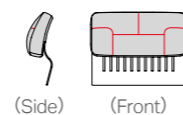
• Corner Sofa L (R) [The drawing for L]



• 3P Sofa



• Headrest (M)



F1 | F2 | F3 | F4/CL1 | F5/L2 | L3 | L4

## Long Seat L (R)

[Image ① : R type]

w: 2545 d: 1490  
h: 745 sh: 365  
ah: 470

Japanese Oak							
--------------	--	--	--	--	--	--	--

\*Accessory: middle legs with an adjuster | Leather stitching |

## 3P Sofa

[Image ②]

w: 2130 d: 890  
h: 745 sh: 365  
ah: 470

Japanese Oak							
--------------	--	--	--	--	--	--	--

| Leather stitching |

## Corner Sofa L (R)

[Image ③ : R type]

w: 2885 d: 1225  
h: 745 sh: 365  
ah: 470

Japanese Oak							
--------------	--	--	--	--	--	--	--

\*Accessory: middle legs with an adjuster | Leather stitching |

## Ottoman (W)

[Image ④]

w: 855 d: 670  
h: 365

Japanese Oak							
--------------	--	--	--	--	--	--	--

## Ottoman

[Image ⑤]

w: 550 d: 400  
h: 365

Japanese Oak							
--------------	--	--	--	--	--	--	--

## Headrest (M)

[Image ⑥]

w: 500 d: 145  
h: 400  
Height including the  
headrest: 980

Japanese Oak							
--------------	--	--	--	--	--	--	--

| Leather stitching |



A dining chair designed by Antti Kotilainen based on a Scandinavian design philosophy—only leave the necessary parts. AATOS stands for "an noble thought" in Finnish. This is a well balanced chair that is light and robust. Available in wooden or upholstered backrest, good for both public and home use, and stackable.



**Wood coating**

Japanese Oak NF / WNF / MBR / DBR / GY / DGY / BL

**Make-it-lower**

Chair: 10mm 20mm 30mm 40mm

**Fabric and leather**

Fabric / leather unavailable for Stacking Chair UB

- F5 Avance
- L2 RK
- L4 GR

**Designer**



Antti Kotilainen  
Finland



① Japanese Oak NF BQ-DBR/L3



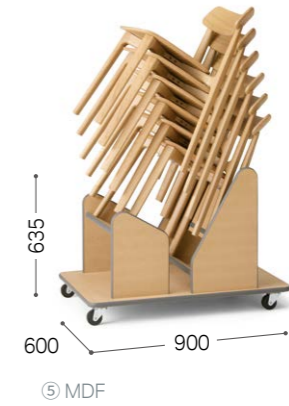
② Japanese Oak NF



③ Japanese Oak DBR Tonica LGY/F4



④ Japanese Oak NF Tonica LGY/F4



**Stacking Chair (Upholstered Seat)  
Stacking Chair H (Upholstered Seat)**

[Image ①]

w: 505 d: 495  
h: 745 (765)  
sh: 450 (470)  
wt: 5.0

	F1	F2	F3	F4/CL1	F5/L2	L3	L4
Japanese Oak	Yes	Yes	Yes	Yes	Yes	Yes	Yes
*Stackable up to 4							

**Stacking Chair (Wooden Seat)  
Stacking Chair H (Wooden Seat)**

[Image ②]

w: 505 d: 495  
h: 745 (765)  
sh: 430 (450)  
wt: 5.0

	F1	F2	F3	F4/CL1	F5	L3	L4
Japanese Oak	Yes	Yes	Yes	Yes	Yes	Yes	Yes
*Accessory: rubber cushions (four) *Stackable up to 4							

**Stacking Chair UB (Upholstered Seat)  
Stacking Chair UB H (Upholstered Seat)**

[Image ③]

w: 505 d: 495  
h: 750 (770)  
sh: 450 (470)  
wt: 5.0

	F1	F2	F3	F4/CL1	F5	L3	L4
Japanese Oak	Yes	Yes	Yes	Yes	Yes	Yes	Yes
*Stackable up to 4   Limit in fabric / leather							

**Stacking Chair UB (Wooden Seat)  
Stacking Chair UB H (Wooden Seat)**

[Image ④]

w: 505 d: 495  
h: 750 (770)  
sh: 430 (450)  
wt: 5.0

	F1	F2	F3	F4/CL1	F5	L3	L4
Japanese Oak	Yes	Yes	Yes	Yes	Yes	Yes	Yes
*Accessory: rubber cushions (four) *Stackable up to 4   Limit in fabric / leather							

**Dolly**

[Image ⑤]

w: 600 d: 900 h: 635

	F1	F2	F3	F4/CL1	F5	L3	L4
MDF	Yes	Yes	Yes	Yes	Yes	Yes	Yes
*Stackable up to 6							

\*The figures in the angle brackets express the height of H type.





Designed by world renown designer Gwenael Nicolas, a dining chair that stands out and immediately brings out people's curiosity. In the design, well-expressed is one of the Japanese aesthetics—the imperfect beauty. Available in Japanese Ash, attractive by the iconic frame and backrest shape, fitting well in both Eastern and Western scenarios.



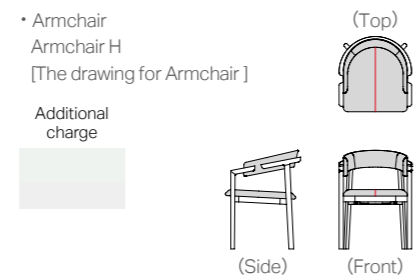
**Wood coating**  
Japanese Oak NF/WNF/MBR/DBR/GY/DGY/BL

**Fabric and leather**  
Fabric / leather available for Armchair

- F1 Grain
- F2 Jan, Blend
- F3 Ultrasuede
- F4 Sarmassa, Tonica, Vina, Biro
- F5 Fine, Bentley
- L3 BQ, MG, KP

**Make-it-lower**  
Chair: 10mm | 20mm | 30mm | 40mm

**Leather stitching** Stitch  
You can make it no-stitching with additional charge. Leather stitching is applied to the following:



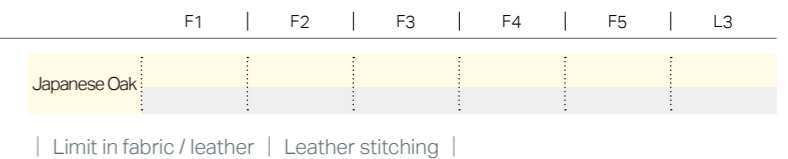
**Designer**

Gwenael Nicolas  
France



Armchair  
Armchair H

w: 565 d: 590  
h: 745 (765)  
sh: 445 (465)  
ah: 590 (610)  
wt: 9.0



\*The figures in the angle brackets express the height of H type.



This unique shaped sofa with its curved seating is one of the long-life products of CondeHouse. For the lifestyle of Japanese people, this sofa, good to dine and sleep on, is perfect because the boundaries are blurred between dining and living rooms. Three types of wood are available: Japanese oak, ash, and walnut.



① Japanese Ash MBR MG-LGY/L3



② Japanese Ash NF Blend LGY/F2



③ Japanese Ash NF MG-LGY/L3



**Wood coating**

Japanese Ash NF/WNF/MBR/DBR/GY/DGY/BL  
 Japanese Oak NF/WNF/MBR/DBR/GY/DGY/BL  
 Walnut CW/DBR

**Fabric and leather**

Fabric / leather unavailable for Sofa Bed, Sofa Bed (S)  
 F3 Ultrasuede

**Make-it-lower**

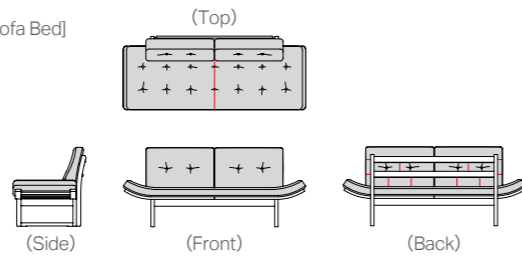
Armchair (N) : 10mm 20mm 30mm 40mm

**Leather stitching**

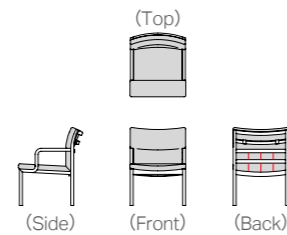


Leather stitching is applied to the following:

- Sofa Bed
  - Sofa Bed (S)
- [The drawing for Sofa Bed]



- Armchair (N)


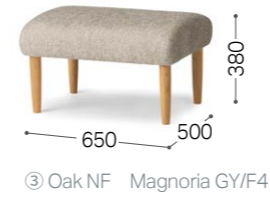


F1 | F2 | F3 | F4/CL1 | F5/L2 | L3 | L4

			F1	F2	F3	F4/CL1	F5/L2	L3	L4
<b>Sofa Bed</b> [Image ①]	w: 1860 d: 750 h: 810 sh: 400	Japanese Ash							
		Japanese Oak							
		Walnut							
Limit in fabric / leather   Leather stitching									
<b>Sofa Bed (S)</b> [Image ②]	w: 1640 d: 750 h: 810 sh: 400	Japanese Ash							
		Japanese Oak							
		Walnut							
Limit in fabric / leather   Leather stitching									
<b>Armchair (N)</b> [Image ③]	w: 585 d: 645 h: 800 sh: 425 ah: 580 wt: 7.0	Japanese Ash							
		Japanese Oak							
		Walnut							
Leather stitching									



The shape of the sofa is designed based on ergonomics but still looks elegant. The hardness of the seat, the thickness of the cushion, and the angle of the backrest, everything is carefully calculated in order to reach maximum comfort.



		F1	F2	F3	F4/CL1	F5/L2	L3	L4
<b>3P Sofa</b> [Image ①]	w: 1900 d: 860 h: 800 sh: 380 ah: 480	Oak						
		*The arm cushions are movable.   Leather stitching						
<b>2P Sofa</b> [Image ②]	w: 1600 d: 860 h: 800 sh: 380 ah: 480	Oak						
		*The arm cushions are movable.   Leather stitching						
<b>Ottoman</b> [Image ③]	w: 650 d: 500 h: 380	Oak						
<b>Coffee Table 110 × 50</b> [Image ④]	w: 1100 d: 500 h: 380						Oak	
		*Top board: slip-match						

**Wood coating**

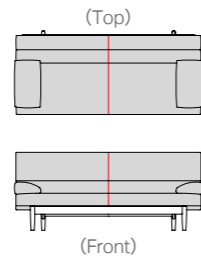
Oak NF/WNF/MBR/DBR/GY/DGY/BL

**Leather stitching**



Leather stitching is applied to the following:

- 3P Sofa
- 2P Sofa  
[The drawing for 3P Sofa]



**Designer**



Ebina Noriyuki  
Japan

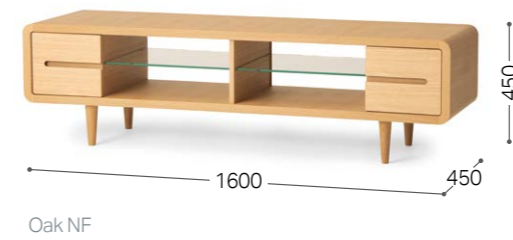


① Oak NF Magnoria GY/F4




② Oak MBR MG-LGY/L3

ECLIPSE | Eclipse



**TV Lowboard TV-160**

w: 1600 d: 450 h: 450



\*The backside is also veneered.  
\*Accessory: t8 glass shelves (w: 488 × 2)

# SL TABLE



This leg shape is common, may look nothing special at first glance. What makes this table unique is the legs made of wood, though this type of table legs are made of metal in most cases. We elaborated the shape of the leg surface to make a good touch. Anticipating users will feel the table legs with their toes. Two heights (710 mm or 740 mm) and an optional cable tray are available.

## Wood coating


Japanese Oak NF/NFWNF/NFMBR/NFDBR/NFGY/NFDGY/NFBL  
 /WNF/WNFNF/WNFMBR/WNFDBR/WNFGY/WNFDGY/WNFBL  
 /MBR/MBRNF/MBRWNF/MBRDBR/MBRGY/MBRDGY/MBRBL  
 /DBR/DBRNF/DBRWNF/DBRMBR/DBRGY/DBRDGY/DBRBL  
 /GY/GYNF/GYWNF/GYMBR/GYDBR/GYDGY/GYBL  
 /DGY/DGYNF/DGYWNF/DGYMBR/DGYDBR/DGYGY/DGYBL  
 /BL/BLNF/BLWNF/BLMBR/BLDBR/BLGY/BLDGY  
 /OFN/OFNNF/OFNWNF/OFNMBR/OFNDBR/OFNGY/OFNDGY/OFNBL  
 Walnut CW/CWDBR/DBR/DBRCW/OFN/OFNCW/OFNDBR

\*Wood and finish are indicated as follows: top board finish + leg finish  
 \*Japanese oak is available for legs in any color at the price of walnut.

## Basic specification

\*Solid wood top  
 \*Accessory: height adjusters, reinforcement back beam  
 (for ones wider than 1700 mm)

## Table leg positions



Four-piece type for the top board of 2500-2700

## Solid Wood Table / Solid Wood Table H

w:	1500	1600	1700	1800	1900	2000	2100	2200	2300	2400
d: 850	Japanese Oak									
	Walnut									
d: 900	Japanese Oak									
	Walnut									
d: 950	Japanese Oak									
	Walnut									
d: 1000	Japanese Oak									
	Walnut									
d: 1100	Japanese Oak									
	Walnut									
d: 1200	Japanese Oak									
	Walnut									

h: 710<740> h2: 675<705> h3: 635<665>

wbl (inside / outside) : 1000/1220 | 1100/1320 | 1200/1420 | 1400/1620 | 1600/1820

w:	2500	2600	2700
d: 850	Walnut		
d: 900	Walnut		
d: 950	Walnut		

h: 710<740> h2: 675<705> h3: 635<665>

wbl (inside / outside) : 1800/2020

w:	2500	2600	2700
d: 1000	Walnut		
d: 1100	Walnut		
d: 1200	Walnut		

h: 710<740> h2: 675<705> h3: 635<665>

wbl (inside / outside) : 1800/2020

## Cable Tray

Four-piece type for the top board of 2500-2700 w: 1240 d: 110 h: 110

Three-piece type for the top board of 2000-2400 w: 930 d: 110 h: 110

Two-piece type for the top board of 1500-1900 w: 620 d: 110 h: 110

h2 including the cable tray:  
575<605>

An optional set of hole-processing on the top board and a cable tray and cover (made of solid wood)  
 \*The tray cover is made of the same wood; finished in the same color as the top board.

\*The figures in the angle brackets express the height of H type.

\*h3: height from the floor to the top beam of the legs \*Top board: random-match

# SP TABLE



This is a solid wood table customizable size-wise. The feature is its joint. In most cases, wood pieces are connected horizontally (they are lined up in the long-side direction), but this is otherwise, connected vertically. Master craftsmen familiar with the characters of Japanese ash, Japanese oak, and walnut choose the best materials wisely and join them. The top board looks sharp and massive by cutting the side surface at an appropriate angle.

## Wood coating

Japanese Ash NF/WNF/MBR/DBR/GY/DGY/BL/OFN  
 Japanese Oak NF/WNF/MBR/DBR/GY/DGY/BL/OFN  
 Walnut CW/DBR/OFN

## Basic specification


\*Solid wood top  
 \*Accessory: height adjusters

## Top board

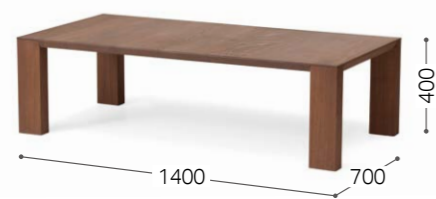
The top boards of SP tables are made with many pieces of characteristic solid wood boards to give unique expressions.



Walnut OFN



Walnut OFN



Walnut OFN



Japanese Ash WNF

Height	
Solid Wood Table L	400
Solid Wood Table LD	680
Solid Wood Table D	710
Solid Wood Table H	740

Make-it-lower	
Table:	10mm 20mm 30mm

w:	1500	1600	1700	1800	1900	2000	2100	2200	2300	2400
d: 850	Japanese Ash	Japanese Oak	Walnut							
d: 900	Japanese Ash	Japanese Oak	Walnut							
d: 950	Japanese Ash	Japanese Oak	Walnut							
d: 1000	Japanese Ash	Japanese Oak	Walnut							
d: 1100	Japanese Ash	Japanese Oak	Walnut							
d: 1200	Japanese Ash	Japanese Oak	Walnut							

h:	400/680/710/740	h1:	360/640/670/700	h2:	335/615/645/675					
wbl:	1275	1375	1475	1575	1675	1775	1875	1975	2075	2175

w:	1100	1200	1300	1400	1100	1200	1300	1400
d: 550	Japanese Ash	Japanese Oak	Walnut		Japanese Ash	Japanese Oak	Walnut	
d: 600	Japanese Ash	Japanese Oak	Walnut		Japanese Ash	Japanese Oak	Walnut	
d: 650	Japanese Ash	Japanese Oak	Walnut		Japanese Ash	Japanese Oak	Walnut	
d: 700	Japanese Ash	Japanese Oak	Walnut		Japanese Ash	Japanese Oak	Walnut	

h:	400/680/710/740	h1:	365/645/675/705	h2:	335/615/645/675			
wbl:	875	975	1075	1175	875	975	1075	1175

\*The four figures separated by slashes (from left to right) for h, h1 and h2 are the heights of L, LD, D, and H type tables, respectively. \*Top board: random-match

\*The four figures separated by slashes (from left to right) for h, h1 and h2 are the heights of L, LD, D, and H type tables, respectively. \*Top board: random-match

# OT TABLE

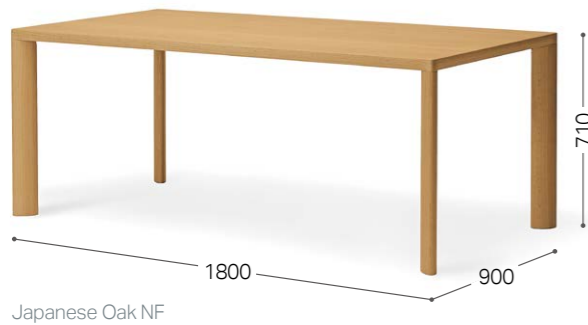


This is also size-wise customizable table, though not solid-wood but veneered. The same as other products, it's made of high-quality materials and designed with close attention to detail, such as a massive 40 mm top board, carefully arranged woodgrain, and round-shaped legs. The simple appearance fits well with CondeHouse's standard dining chairs.

Wood coating	Height
Japanese Ash NF/WNF/MBR/DBR/GY/DGY/BL	Table L 400
Japanese Oak NF/WNF/MBR/DBR/GY/DGY/BL	Table LD 680
Walnut CW/DBR	Table D 710
	Table H 740

**Make-it-lower**  
Table: 10mm 20mm 30mm

**Basic specification**  
\*Accessory: height adjusters



w: 800 d: 800	w: 900 d: 900	w: 1000 d: 1000	w: 1100 d: 1100
Japanese Ash	Japanese Ash	Japanese Ash	Japanese Ash
Japanese Oak	Japanese Oak	Japanese Oak	Japanese Oak
Walnut	Walnut	Walnut	Walnut
h: 400/680/710/740 h1: 360/640/670/700 wbl: 650	h: 400/680/710/740 h1: 360/640/670/700 wbl: 750	h: 400/680/710/740 h1: 360/640/670/700 wbl: 850	h: 400/680/710/740 h1: 360/640/670/700 wbl: 950

\*The four figures separated by slashes (from left to right) for h, h1 and h2 are the heights of L, LD, D, and H type tables, respectively. \*Top board: random-match

w:	1400	1500	1600	1700	1800	1900	2000	2100
d: 700	Japanese Ash	Japanese Oak	Walnut					
d: 750	Japanese Ash	Japanese Oak	Walnut					
d: 800	Japanese Ash	Japanese Oak	Walnut					
d: 850	Japanese Ash	Japanese Oak	Walnut					
d: 900	Japanese Ash	Japanese Oak	Walnut					
d: 950	Japanese Ash	Japanese Oak	Walnut					

h: 400/680/710/740 h1: 360/640/670/700  
wbl: 1250 | 1350 | 1450 | 1550 | 1650 | 1750 | 1850 | 1950

w:	1100	1200	1300	1400	1100	1200	1300	1400
d: 550	Japanese Ash	Japanese Oak	Walnut		d: 650	Japanese Ash	Japanese Oak	Walnut
d: 600	Japanese Ash	Japanese Oak	Walnut		d: 700	Japanese Ash	Japanese Oak	Walnut
h: 400/680/710/740 h1: 360/640/670/700 wbl: 950   1050   1150   1250					h: 400/680/710/740 h1: 360/640/670/700 wbl: 950   1050   1150   1250			

\*The four figures separated by slashes (from left to right) for h, h1 and h2 are the heights of L, LD, D, and H type tables, respectively. \*Top board: random-match



A well-balanced, comforting chair good for formal occasions. It has a wide and high hexagon backrest that supports your body from all angles. Seat and back cushions provide comfort to enhance your dining experience. A fascinating chair for spending a good time with people close to you.



**Wood coating**  
Japanese Oak NF/WNF/MBR/DBR/GY/DGY/BL

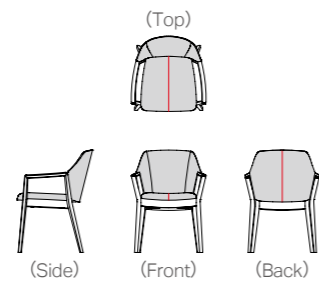
**Make-it-lower**  
Chair: 10mm 20mm 30mm 40mm

**Leather stitching** Stitch

You can make it no-stitching with additional charge. Leather stitching is applied to the following:

- Armchair
- Armchair H
- Side Chair
- Side Chair H

[The drawing for Armchair]



Additional charge

**Designer**



Hoffmann Kahleiss Design  
Germany



① Japanese Oak NF MG-CGY/L3



② Japanese Oak GY Sarmassa LGY/F4

		F1	F2	F3	F4/CL1	F5/L2	L3	L4																
<b>Armchair</b> Armchair H [Image ①]	w: 595 d: 610 h: 815 (835) sh: 455 (475) ah: 600 (620) wt: 8.5	<table border="1"> <tr> <td>Japanese Oak</td> <td></td> <td></td> <td></td> <td></td> <td></td> <td></td> <td></td> </tr> <tr> <td colspan="8">  Leather stitching  </td> </tr> </table>							Japanese Oak								Leather stitching							
Japanese Oak																								
Leather stitching																								
<b>Side Chair</b> Side Chair H [Image ②]	w: 525 d: 610 h: 815 (835) sh: 455 (475) wt: 8.0	<table border="1"> <tr> <td>Japanese Oak</td> <td></td> <td></td> <td></td> <td></td> <td></td> <td></td> <td></td> </tr> <tr> <td colspan="8">  Leather stitching  </td> </tr> </table>							Japanese Oak								Leather stitching							
Japanese Oak																								
Leather stitching																								

\*The figures in the angle brackets express the height of H type.



CondeHouse founder Minoru Nagahara designed this table on the inspiration from pinwheels, a toy that originated in the United States. The top board is veneered, and only the edge part is solid wood shaped like a plate. The combined structure works to make it light and easy to carry.

**Wood coating**

Japanese Ash NF/WNF/MBR/DBR/GY/DGY/BL  
 Japanese Oak NF/WNF/MBR/DBR/GY/DGY/BL  
 Walnut CW/DBR

**Designer**


Nagahara Minoru  
 (1935-2015)  
 Japan



**Round Table 50 (L)**

[Image ①]


dia: 500 h: 450



**Round Table 50 (M)**

[Image ②]


dia: 500 h: 350



**Round Table 70 (M)**

[Image ③]

dia: 700 h: 400



This table is inspired by the geographic feature of the same name. The table top has a thickness of 25 mm, and a canyon is carefully crafted right in the middle. The table top tapered to the edge is connected inward with the wood legs using stainless steel, which creates a look of floating.

**Wood coating**

Japanese Oak NF/WNF/MBR/DBR/GY/DGY/BL/OFN  
 Walnut CW/DBR/OFN

**Canyon**

The surface of the canyon part is hairline finished. No-canyon type is also available (the same in price).

**Make-it-lower**

Table: 10mm 20mm 30mm

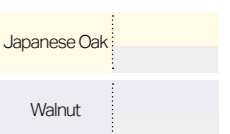


**Solid Wood Table 240 × 100**  
**Solid Wood Table 240 × 100 H**

[Image ①]

w: 2400 d: 1000 h: 710 (740) h1: 675 (705)  
 h2: 625 (655) wbl: 1570 h3: 585 (615)

\*Solid wood top with cross beams  
 \*Accessory: height adjusters



**Solid Wood Table 210 × 95**  
**Solid Wood Table 210 × 95 H**

w: 2100 d: 950 h: 710 (740) h1: 675 (705)  
 h2: 625 (655) wbl: 1370 h3: 585 (615)

\*Solid wood top with cross beams  
 \*Accessory: height adjusters



**Solid Wood Table 180 × 90**  
**Solid Wood Table 180 × 90 H**

w: 1800 d: 900 h: 710 (740) h1: 675 (705)  
 wbl: 1300 h3: 585 (615)

\*Solid wood top \*Accessory: height adjusters



\*The figures in the angle brackets express the height of H type.  
 \*h3: height from the floor to the top beam of the legs \*Top board: random-match





A stackable work of art designed by a Finnish designer, Mikko Halonen. KIILA is a chair designed to maximize the relaxation of all who sit in it. A gently-sloping line can be seen from the armrests all the way to the backrest. The chair was a finalist in the International Furniture Design Competition in Asahikawa in 2011. A choice of a wooden or upholstered seat is available. It is made of the finest Japanese ash.

**Wood coating**

Japanese Ash NF/WNF/MBR/DBR/GY/DGY/BL

**Make-it-lower**

Chair: 10mm 20mm 30mm 40mm

**Fabric and leather**

Fabric / leather unavailable for Stacking Chair UB

L2 RK  
L4 GR

**Designer**

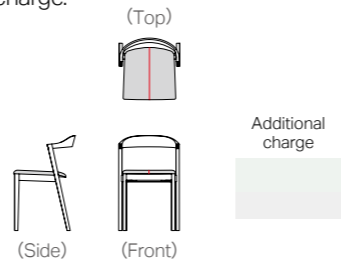


Mikko Halonen  
Finland

**Leather stitching**

You can make it no-stitching with additional charge. Leather stitching is applied to the following:

- Stacking Chair (Upholstered Seat)
  - Stacking Chair H (Upholstered Seat)
  - Stacking Chair UB (Upholstered Seat)
  - Stacking Chair UB H (Upholstered Seat)
- [The drawing for Stacking Chair (Upholstered Seat) ]



⑤ MDF



① Japanese Ash NF RK-BL/L2



② Japanese Ash NF



③ Japanese Ash DGY Tonica DGY/F4



④ Japanese Ash GY MG-LGY/L3

		F1	F2	F3	F4/CL1	F5/L2	L3	L4
<b>Stacking Chair (Upholstered Seat)</b> <b>Stacking Chair H (Upholstered Seat)</b> [Image ①]	w: 470 d: 485 h: 720 (740) sh: 450 (470) ah: 650 (670) wt: 4.5	Japanese Ash						
		*Stackable up to 4						
<b>Stacking Chair (Wooden Seat)</b> <b>Stacking Chair H (Wooden Seat)</b> [Image ②]	w: 470 d: 480 h: 720 (740) sh: 430 (450) ah: 650 (670) wt: 4.5							Japanese Ash
		*Stackable up to 4						
<b>Stacking Chair UB (Upholstered Seat)</b> <b>Stacking Chair UB H (Upholstered Seat)</b> [Image ③]	w: 470 d: 485 h: 720 (740) sh: 450 (470) ah: 650 (670) wt: 4.5	Japanese Ash						
		*Stackable up to 4   Limit in fabric / leather						
<b>Stacking Chair UB (Wooden Seat)</b> <b>Stacking Chair UB H (Wooden Seat)</b> [Image ④]	w: 470 d: 480 h: 720 (740) sh: 430 (450) ah: 650 (670) wt: 4.5	Japanese Ash						
		*Stackable up to 4   Limit in fabric / leather						
<b>Dolly</b> [Image ⑤]	w: 600 d: 900 h: 685							MDF
		*Stackable up to 10						

\*The figures in the angle brackets express the height of H type.



A chair originally designed for a museum project by Hiroyoshi Yoneya from TONERICO:INC. The back of the chair is designed to be lower than the table not to stand out too much. KYOBASHI provides a sense of quietness and would not ruin the atmosphere even if the space is equipped with plenty of them. Available in Japanese Oak and in the wide variety of colors, good for both public and home use.



**Wood coating**

Japanese Oak NF / WNF / MBR / DBR / GY / DGY / BL

**Make-it-lower**

Chair: 10mm | 20mm | 30mm | 40mm

**Covering seat**

The seat upholstery is removable for easy maintenance.



**Designer**



TONERICO:INC.  
Yoneya Hiroshi  
Japan



① Japanese Oak GY MG-KGY/L3



② Japanese Oak DBR Like DGY/F3

		F1	F2	F3	F4/CL1	F5/L2	L3	L4
<b>Armchair</b> Armchair H [Image ①]	w: 610 d: 525 h: 680 (700) sh: 440 (460) wt: 6.0							
	Covering seat							
<b>Side Chair</b> Side Chair H [Image ②]	w: 480 d: 480 h: 680 (700) sh: 440 (460) wt: 5.5							
	Covering seat							

\*The figures in the angle brackets express the height of H type.

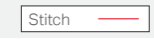


Designed by Motomi Kawakami is a modular sofa expressing the Japanese culture. The technical feature is three way miter joints to make the sturdy frame. The cushion is made of feather and urethane foam for maximum comfort. QUODO is available in Japanese ash or walnut.

**Wood coating**

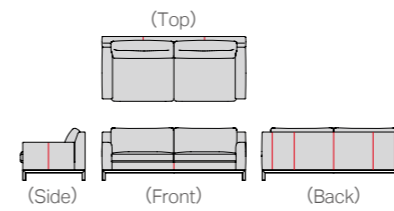
Japanese Ash NF/WNF/MBR/DBR/GY/DGY/BL  
Walnut CW/DBR

**Leather stitching**

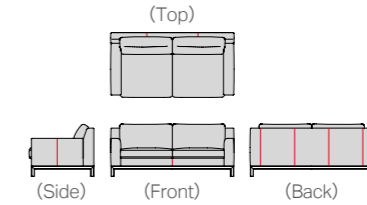


Leather stitching is applied to the following:

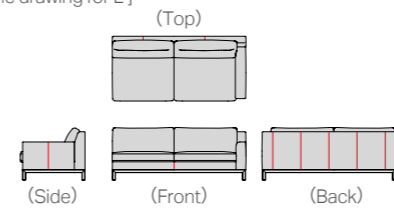
• Sofa 210



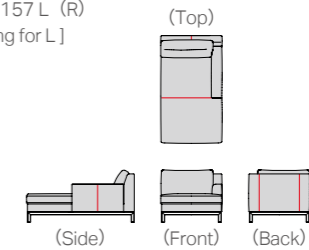
• Sofa 180



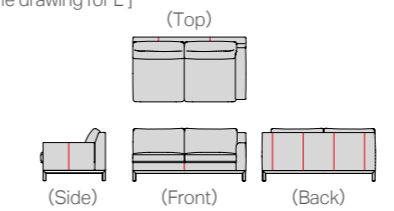
• One Arm 195 L (R)  
[The drawing for L]



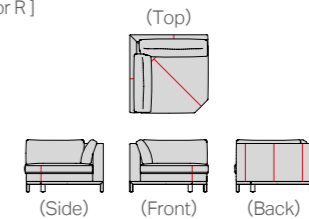
• Long Seat 157 L (R)  
[The drawing for L]



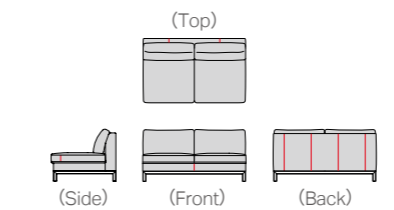
• One Arm 165 L (R)  
[The drawing for L]



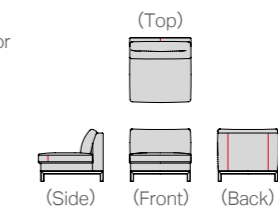
• Corner Sofa L (R)  
[The drawing for R]



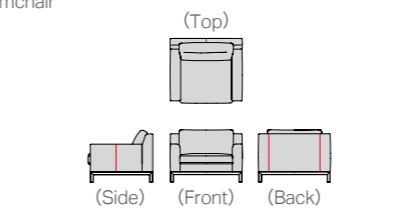
• Armless 150



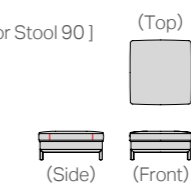
• Armless 90  
• Armless 75  
[The drawing for Armless 90]



• Armchair



• Stool 90  
• Stool 75  
[The drawing for Stool 90]



**Designer**



Kawakami Motomi  
Japan



① Japanese Ash NF Bentley GY/F5



④ Japanese Ash DGY BQ-GBE/L3



⑤ Japanese Ash NF KS-LGY/L3



② Japanese Ash NF KS-LGY/L3



③ Japanese Ash MBR Bentley BR/F5



⑥ Japanese Ash NF KS-LGY/L3



⑦ Japanese Ash DGY Fine GY/F5

		F1	F2	F3	F4/CL1	F5/L2	L3	L4
<b>Sofa 210</b> [Image ①]	w: 2110 d: 950 h: 770 sh: 420 ah: 560 *Accessory: height adjusters   Leather stitching   *Feather is partially included in seat cushions.	Japanese Ash						
		Walnut						
<b>Sofa 180</b>	w: 1810 d: 950 h: 770 sh: 420 ah: 560 *Accessory: height adjusters   Leather stitching   *Feather is partially included in seat cushions.	Japanese Ash						
		Walnut						
<b>Seat Option for Sofa 180</b>	*There is an option of changing the separated seating cushions to a single-piece seating cushion.   Leather stitching							
<b>One Arm 195 L (R)</b> [Image ② : R type]	w: 1960 d: 950 h: 770 sh: 420 ah: 560 *Accessory: height adjusters   Leather stitching   *Feather is partially included in seat cushions.	Japanese Ash						
		Walnut						
<b>One Arm 165 L (R)</b>	w: 1660 d: 950 h: 770 sh: 420 ah: 560 *Accessory: height adjusters   Leather stitching   *Feather is partially included in seat cushions.	Japanese Ash						
		Walnut						
<b>Seat Option for One Arm 165 L (R)</b>	*There is an option of changing the separated seating cushions to a single-piece seating cushion.   Leather stitching							

		F1	F2	F3	F4/CL1	F5/L2	L3	L4
<b>Long Seat 157 L (R)</b> [Image ③ : R type]	w: 900 d: 1580 h: 770 sh: 420 ah: 560 *Accessory: height adjusters   Leather stitching   *Feather is partially included in seat cushions.	Japanese Ash						
		Walnut						
<b>Corner Sofa L (R)</b> [Image ⑤ : R type]	w: 1150 d: 1150 h: 770 sh: 420 *Accessory: height adjusters   Leather stitching   *It is necessary to select L or R appropriately for the correct direction of fabric patterns. *Feather is partially included in seat cushions.	Japanese Ash						
		Walnut						
<b>Armless 150</b> [Image ④]	w: 1500 d: 950 h: 770 sh: 420 *Accessory: height adjusters   Leather stitching   *Feather is partially included in seat cushions.	Japanese Ash						
		Walnut						
<b>Seat Option for Armless 150</b>	*There is an option of changing the separated seating cushions to a single-piece seating cushion.   Leather stitching							
<b>Armless 90</b> [Image ⑥]	w: 900 d: 950 h: 770 sh: 420 *Accessory: height adjusters   Leather stitching   *Feather is partially included in seat cushions.	Japanese Ash						
		Walnut						
<b>Armless 75</b> [Image ⑦]	w: 750 d: 950 h: 770 sh: 420 *Accessory: height adjusters   Leather stitching   *Feather is partially included in seat cushions.	Japanese Ash						
		Walnut						



⑨ Walnut CW KS-BL/L3




⑩ BQ-GBE/L3



⑨ Japanese Ash MBR Bentley BR/F5



⑩ Japanese Ash DGY Bentley BR/F5



⑫ Walnut CW



⑬ Japanese Ash NF



⑭ Japanese Ash DGY



		F1	F2	F3	F4/CL1	F5/L2	L3	L4
<b>Armchair</b> [Image ⑨]	w: 1060 d: 950 h: 770 sh: 420 ah: 560	Japanese Ash						
*Accessory: height adjusters   Leather stitching   *Feather is partially included in seat cushions.		Walnut						
<b>Stool 90</b> [Image ⑨]	w: 900 d: 950 h: 420	Japanese Ash						
*Accessory: height adjusters   Leather stitching   *Feather is partially included in seat cushions.		Walnut						
<b>Stool 75</b> [Image ⑩]	w: 750 d: 630 h: 420	Japanese Ash						
*Accessory: height adjusters   Leather stitching   *Feather is partially included in seat cushions.		Walnut						
<b>Headrest</b> [Image ⑩]	w: 640 d: 190 h: 800 Height including the headrest: 1020							


<b>Table 110 × 55</b> [Image ⑫]	w: 1100 d: 550 h: 350	Japanese Ash
	*Accessory: height adjusters	Walnut
<b>Table 91 × 91</b> [Image ⑬]	w: 915 d: 915 h: 350	Japanese Ash
	*Accessory: height adjusters	Walnut
<b>Table 91 × 40</b> [Image ⑭]	w: 915 d: 400 h: 350	Japanese Ash
	*Accessory: height adjusters	Walnut
	*Top board: random-match	



Japan Creative was founded in 2011 to deliver “a new value of Japanese craftsmanship” to the world by developing products through cooperation of Japanese manufacturers and both local and overseas creators. In their 23rd project with a theme of woodworking, CondeHouse collaborated with Raw-Edges, which resulted in a new proposal of stools and tables at the Milan Design Week - The Crust collection

## Wood coating

Japanese Oak WNF/WNFMBR/WNFDDBR/WNFDGY/WNFDGY/WNFBL  
 \*Wood and finish are indicated as follows: wood + top board finish + casing leg finish



## Make-it-lower

Stool: 10mm | 20mm | 30mm | 40mm  
 High Stool: up to 150 mm in 10 mm increments



## Designer



Raw-Edges  
 United Kingdom



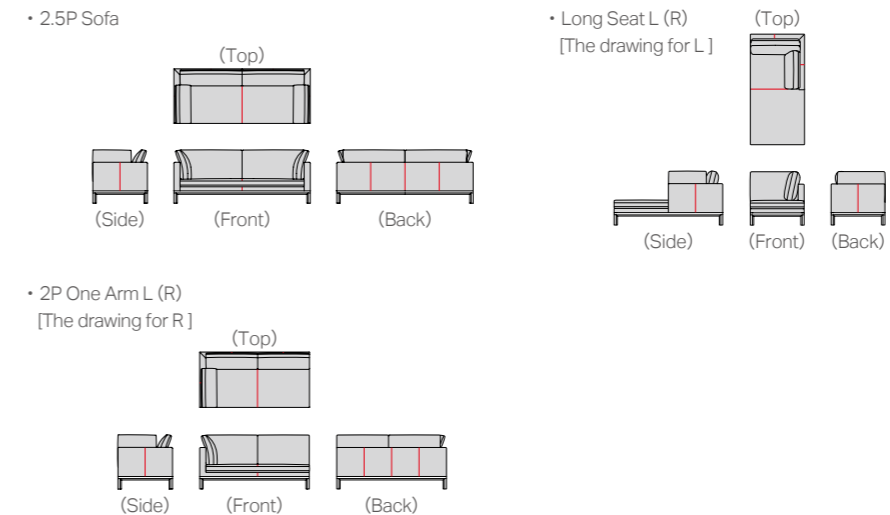
This modern Japanese style sofa is designed by Fumio Enomoto, in line with the Japanese image: organizing, compact, and quiet. Feathers are partially used in the seat cushions to increase comfort. The cushions and sofa itself can be made in different fabrics or leather to satisfy all tastes.

## Wood coating

Japanese Oak NF/WNF/MBR/DBR/GY/DGY/BL  
 Walnut CW/DBR

## Leather stitching

Leather stitching is applied to the following:



## Designer



Enomoto Fumio  
 Japan

<b>Stool</b> [Image ①]	w: 415 d: 410 h: 475 sh: 450 wt: 4.5	Japanese Oak
	*Solid wood seat	
<b>High Stool</b> [Image ②]	w: 415 d: 410 h: 675 sh: 650 wt: 5.0	Japanese Oak
	*Solid wood seat	
<b>Table 80 × 42</b> [Image ③]	w: 800 d: 420 h: 370 h4: 350	Japanese Oak
	*Solid wood top	
	*h4: floor-to-tabletop height	



① Japanese Oak GY MG-LGY/L3  
Linova BU/F3 [Cushions]



② Japanese Oak DBR Biro GY/F4



③ Japanese Oak DBR Biro GY/F4



④ Japanese Oak NF Vina LBE/F4



⑤ Biro GY/F4



⑥ Vina LBE/F4



	F1	F2	F3	F4/CL1	F5/L2	L3	L4
<b>2.5P Sofa</b>	Japanese Oak						
	Walnut						
Leather stitching							
<b>2.5P Sofa Back and Seat Cushions</b>							
*Feather is partially included in seat cushions.   Leather stitching							
<b>2.5P Sofa with Back and Seat Cushions</b> [Image ①]	Japanese Oak						
	Walnut						
w: 2000 d: 800 h: 780 sh: 360 ah: 600							

	F1	F2	F3	F4/CL1	F5/L2	L3	L4
<b>Long Seat L (R)</b>	Japanese Oak						
	Walnut						
Leather stitching							
<b>Long Seat L (R) Back and Seat Cushions</b>							
*Feather is partially included in seat cushions.   Leather stitching							
<b>Long Seat L (R) with Back and Seat Cushions</b> [Image ② : R type]	Japanese Oak						
	Walnut						
w: 800 d: 1600 h: 780 sh: 360 ah: 600							
<b>2P One Arm L (R)</b>	Japanese Oak						
	Walnut						
Leather stitching							
<b>2P One Arm L (R) Back and Seat Cushions</b>							
*Feather is partially included in seat cushions.   Leather stitching							
<b>2P One Arm L (R) with Back and Seat Cushions</b> [Image ③ : L type]	Japanese Oak						
	Walnut						
w: 1600 d: 800 h: 780 sh: 360 ah: 600							
<b>Ottoman</b>	Japanese Oak						
	Walnut						
<b>Ottoman Seat Cushion</b>							
*Feather is partially included in seat cushions.							
<b>Ottoman with Seat Cushion</b> [Image ④]	Japanese Oak						
	Walnut						
w: 800 d: 800 h: 360							
<b>Headrest</b> [Image ⑤]							
w: 700 d: 140 h: 800 Height including the headrest: 1000							
<b>Arm Cushion</b> [Image ⑥]							
540 × 420							



KOTAN, a series of furniture developed for better sustainability and longevity. The chair might look simple but is very complicated in structure. Designer Naoto Fukasawa put in hours of work to make it comfortable, light, and durable at the same time. The series has tables with a wide variety in height, size, and material. Available in Japanese Ash and perfect for residences, stores, and office spaces.

**Wood coating**

Japanese Ash NF/WNF/MBR/DBR/GY/DGY/BL

**Make-it-lower**

Chair, Stool: 10mm 20mm 30mm 40mm

High Chair, High Stool:

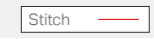
up to 150 mm in 10 mm increments

Oval Table, Table: 10mm 20mm 30mm

**Table base colors**




**Leather stitching**



You can make it no-stitching with additional charge. Leather stitching is applied to the following:

- Chair (Upholstered Seat)
- Chair H (Upholstered Seat)
- Stool (Upholstered Seat)
- Stool H (Upholstered Seat)
- High Chair (Upholstered Seat)
- High Chair H (Upholstered Seat)
- High Stool (Upholstered Seat)
- High Stool H (Upholstered Seat)

Additional charge



(Top)




(Side)



(Front)




**Designer**



Fukasawa Naoto  
with Tsuchida Hiroyuki  
Japan

**Linoleum colors**



Linoleum is natural material mainly consisting of linseed oil, and is eco-friendly with antibacterial, antiviral, and deodorizing effect.



Stackable up to 6





# KOTAN



① Japanese Ash WNF BQ-DBR/L3



② Japanese Ash MBR



③ Japanese Ash GY (4023)



⑦ Japanese white birch laminated veneer lumber DG



④ Japanese Ash BL BQ-BL/L3



⑤ Japanese Ash BL



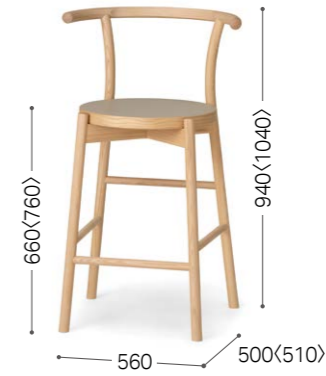
⑥ Japanese Ash WNF (4175)



⑧ Japanese Ash BL BQ-BL/L3  
Optional footstep



⑨ Japanese Ash WNF



⑩ Japanese Ash WNF (4175)



⑪ Japanese Ash WNF MG-LGY/L3



⑫ Japanese Ash WNF



⑬ Japanese Ash BL (4176)  
Optional footstep



⑭ Optional footstep

		F1	F2	F3	F4/CL1	F5/L2	L3	L4
<b>Chair (Upholstered Seat)</b> <b>Chair H (Upholstered Seat)</b> [Image ①]	w: 560 d: 495 h: 700 (720) sh: 440 (460) wt: 4.5	Japanese Ash						
		*Stackable up to 6   Leather stitching						
<b>Chair (Wooden Seat)</b> <b>Chair H (Wooden Seat)</b> [Image ②]	w: 560 d: 495 h: 700 (720) sh: 420 (440) wt: 4.5						Japanese Ash	
		*Stackable up to 6						
<b>Chair (Linoleum)</b> <b>Chair H (Linoleum)</b> [Image ③]	w: 560 d: 495 h: 700 (720) sh: 420 (440) wt: 4.5						Japanese Ash	
		*The linoleum seat is available in 6 colors. *Stackable up to 6						
<b>Stool (Upholstered Seat)</b> <b>Stool H (Upholstered Seat)</b> [Image ④]	w: 425 d: 425 h: 440 (460) wt: 3.5	Japanese Ash						
		*Stackable up to 6   Leather stitching						
<b>Stool (Wooden Seat)</b> <b>Stool H (Wooden Seat)</b> [Image ⑤]	w: 420 d: 420 h: 420 (440) wt: 3.5						Japanese Ash	
		*Stackable up to 6						
<b>Stool (Linoleum)</b> <b>Stool H (Linoleum)</b> [Image ⑥]	w: 420 d: 420 h: 420 (440) wt: 3.5						Japanese Ash	
		*The linoleum seat is available in 6 colors. *Stackable up to 6						
<b>Dolly</b> [Image ⑦]	w: 625 d: 625 h: 115						Japanese white birch laminated veneer lumber NF/DGY	
		*The carrier of kotan (chairs and stools) stackable up to 6 in all						

\*The figures in the angle brackets express the height of H type.

		F1	F2	F3	F4/CL1	F5/L2	L3	L4
<b>High Chair (Upholstered Seat)</b> <b>High Chair H (Upholstered Seat)</b> [Image ⑧ : H type]	w: 560 d: 500 (510) h: 940 (1040) sh: 680 (780) wt: 6.0	Japanese Ash						
		Leather stitching						
<b>High Chair (Wooden Seat)</b> <b>High Chair H (Wooden Seat)</b> [Image ⑨]	w: 560 d: 500 (510) h: 940 (1040) sh: 660 (760) wt: 6.0						Japanese Ash	
<b>High Chair (Linoleum)</b> <b>High Chair H (Linoleum)</b> [Image ⑩]	w: 560 d: 500 (510) h: 940 (1040) sh: 660 (760) wt: 6.0						Japanese Ash	
		*The linoleum seat is available in 6 colors.						
<b>High Stool (Upholstered Seat)</b> <b>High Stool H (Upholstered Seat)</b> [Image ⑪]	w: 440 (455) d: 440 (455) h: 680 (780) wt: 5.0	Japanese Ash						
		Leather stitching						
<b>High Stool (Wooden Seat)</b> <b>High Stool H (Wooden Seat)</b> [Image ⑫]	w: 440 (455) d: 440 (455) h: 660 (760) wt: 5.0						Japanese Ash	
<b>High Stool (Linoleum)</b> <b>High Stool H (Linoleum)</b> [Image ⑬ : H type]	w: 440 (455) d: 440 (455) h: 660 (760) wt: 5.0						Japanese Ash	
		*The linoleum seat is available in 6 colors.						
<b>Optional Footstep</b> [Image ⑭]								Hairline finished stainless steel

\*The figures in the angle brackets express the height of H type.



15 Japanese Ash GY Table base: M-GY



16 Japanese Ash WNF Table base: M-GY



17 Japanese Ash WNF (4176) Table base: M-GY



18 Japanese Ash WNF (4023) Table base: M-GY

<b>Round Table 120</b> <b>Round Table 120 H</b> <small>[Image 15]</small>	dia: 1200 h: 710 <740> h1: 680 <710>	
	*Accessory: height adjusters   Three colors available for the base part	

<b>Round Table 120 (Linoleum)</b> <b>Round Table 120 H (Linoleum)</b>	dia: 1200 h: 710 <740> h1: 680 <710>	
	*Accessory: height adjusters *The linoleum top board is available in 6 colors.   Three colors available for the base part	

<b>Round Table 110</b> <b>Round Table 110 H</b>	dia: 1100 h: 710 <740> h1: 680 <710>	
	*Accessory: height adjusters   Three colors available for the base part	

<b>Round Table 110 (Linoleum)</b> <b>Round Table 110 H (Linoleum)</b>	dia: 1100 h: 710 <740> h1: 680 <710>	
	*Accessory: height adjusters *The linoleum top board is available in 6 colors.   Three colors available for the base part	

<b>Round Table 100</b> <b>Round Table 100 H</b>	dia: 1000 h: 710 <740> h1: 680 <710>	
	*Accessory: height adjusters   Three colors available for the base part	

<b>Round Table 100 (Linoleum)</b> <b>Round Table 100 H (Linoleum)</b>	dia: 1000 h: 710 <740> h1: 680 <710>	
	*Accessory: height adjusters *The linoleum top board is available in 6 colors.   Three colors available for the base part	

<b>Round Table 90</b> <b>Round Table 90 H</b> <small>[Image 16]</small>	dia: 900 h: 710 <740> h1: 680 <710>	
	*Accessory: height adjusters   Three colors available for the base part	

<b>Round Table 90 (Linoleum)</b> <b>Round Table 90 H (Linoleum)</b>	dia: 900 h: 710 <740> h1: 680 <710>	
	*Accessory: height adjusters *The linoleum top board is available in 6 colors.   Three colors available for the base part	

\*The figures in the angle brackets express the height of H type.

<b>Round Table 80</b> <b>Round Table 80 H</b>	dia: 800 h: 710 <740> h1: 680 <710>	
	*Accessory: height adjusters   Three colors available for the base part	

<b>Round Table 80 (Linoleum)</b> <b>Round Table 80 H (Linoleum)</b> <small>[Image 17]</small>	dia: 800 h: 710 <740> h1: 680 <710>	
	*Accessory: height adjusters *The linoleum top board is available in 6 colors.   Three colors available for the base part	

<b>Round Table 70</b> <b>Round Table 70 H</b>	dia: 700 h: 710 <740> h1: 680 <710>	
	*Accessory: height adjusters   Three colors available for the base part	

<b>Round Table 70 (Linoleum)</b> <b>Round Table 70 H (Linoleum)</b>	dia: 700 h: 710 <740> h1: 680 <710>	
	*Accessory: height adjusters *The linoleum top board is available in 6 colors.   Three colors available for the base part	

<b>Round Table 60</b> <b>Round Table 60 H</b>	dia: 600 h: 710 <740> h1: 680 <710>	
	*Accessory: height adjusters   Three colors available for the base part	

<b>Round Table 60 (Linoleum)</b> <b>Round Table 60 H (Linoleum)</b> <small>[Image 18]</small>	dia: 600 h: 710 <740> h1: 680 <710>	
	*Accessory: height adjusters *The linoleum top board is available in 6 colors.   Three colors available for the base part	

<b>Round Table 50</b> <b>Round Table 50 H</b>	dia: 500 h: 710 <740> h1: 680 <710>	
	*Accessory: height adjusters   Three colors available for the base part	

<b>Round Table 50 (Linoleum)</b> <b>Round Table 50 H (Linoleum)</b>	dia: 500 h: 710 <740> h1: 680 <710>	
	*Accessory: height adjusters *The linoleum top board is available in 6 colors.   Three colors available for the base part	


\*The figures in the angle brackets express the height of H type.




⑱ Japanese Ash BL (4176)



⑳ Japanese Ash GY



㉑ Japanese Ash BL (4176)



㉒ Japanese Ash WNF

Oval Table 240 × 90 Oval Table 240 × 90 H	w: 2400 d: 900 h: 710<740> h2: 610<640> wbl: 1645	Japanese Ash
	*Accessory: height adjusters	
Oval Table 240 × 90 (Linoleum) Oval Table 240 × 90 H (Linoleum)	w: 2400 d: 900 h: 710<740> h2: 610<640> wbl: 1645	Japanese Ash
	*Accessory: height adjusters *The linoleum top board is available in 6 colors.	
Oval Table 220 × 90 Oval Table 220 × 90 H	w: 2200 d: 900 h: 710<740> h2: 610<640> wbl: 1365	Japanese Ash
	*Accessory: height adjusters	
Oval Table 220 × 90 (Linoleum) Oval Table 220 × 90 H (Linoleum) [Image ⑱]	w: 2200 d: 900 h: 710<740> h2: 610<640> wbl: 1365	Japanese Ash
	*Accessory: height adjusters *The linoleum top board is available in 6 colors.	
Oval Table 200 × 90 Oval Table 200 × 90 H [Image ⑳]	w: 2000 d: 900 h: 710<740> h2: 610<640> wbl: 1265	Japanese Ash
	*Accessory: height adjusters	
Oval Table 200 × 90 (Linoleum) Oval Table 200 × 90 H (Linoleum)	w: 2000 d: 900 h: 710<740> h2: 610<640> wbl: 1265	Japanese Ash
	*Accessory: height adjusters *The linoleum top board is available in 6 colors.	
Oval Table 180 × 90 Oval Table 180 × 90 H	w: 1800 d: 900 h: 710<740> h2: 610<640> wbl: 1165	Japanese Ash
	*Accessory: height adjusters	
Oval Table 180 × 90 (Linoleum) Oval Table 180 × 90 H (Linoleum)	w: 1800 d: 900 h: 710<740> h2: 610<640> wbl: 1165	Japanese Ash
	*Accessory: height adjusters *The linoleum top board is available in 6 colors.	
Oval Table 160 × 90 Oval Table 160 × 90 H	w: 1600 d: 900 h: 710<740> h2: 610<640> wbl: 1065	Japanese Ash
	*Accessory: height adjusters	
Oval Table 160 × 90 (Linoleum) Oval Table 160 × 90 H (Linoleum)	w: 1600 d: 900 h: 710<740> h2: 610<640> wbl: 1065	Japanese Ash
	*Accessory: height adjusters *The linoleum top board is available in 6 colors.	

\*The figures in the angle brackets express the height of H type.

Table 240 × 90 Table 240 × 90 H	w: 2400 d: 900 h: 710<740> h2: 610<640> wbl: 1845	Japanese Ash
	*Accessory: height adjusters	
Table 240 × 90 (Linoleum) Table 240 × 90 H (Linoleum)	w: 2400 d: 900 h: 710<740> h2: 610<640> wbl: 1845	Japanese Ash
	*Accessory: height adjusters *The linoleum top board is available in 6 colors.	
Table 220 × 90 Table 220 × 90 H	w: 2200 d: 900 h: 710<740> h2: 610<640> wbl: 1645	Japanese Ash
	*Accessory: height adjusters	
Table 220 × 90 (Linoleum) Table 220 × 90 H (Linoleum) [Image ㉑]	w: 2200 d: 900 h: 710<740> h2: 610<640> wbl: 1645	Japanese Ash
	*Accessory: height adjusters *The linoleum top board is available in 6 colors.	
Table 200 × 90 Table 200 × 90 H	w: 2000 d: 900 h: 710<740> h2: 610<640> wbl: 1445	Japanese Ash
	*Accessory: height adjusters	
Table 200 × 90 (Linoleum) Table 200 × 90 H (Linoleum)	w: 2000 d: 900 h: 710<740> h2: 610<640> wbl: 1445	Japanese Ash
	*Accessory: height adjusters *The linoleum top board is available in 6 colors.	
Table 180 × 90 Table 180 × 90 H	w: 1800 d: 900 h: 710<740> h2: 610<640> wbl: 1245	Japanese Ash
	*Accessory: height adjusters	
Table 180 × 90 (Linoleum) Table 180 × 90 H (Linoleum)	w: 1800 d: 900 h: 710<740> h2: 610<640> wbl: 1245	Japanese Ash
	*Accessory: height adjusters *The linoleum top board is available in 6 colors.	
Table 160 × 90 Table 160 × 90 H [Image ㉒]	w: 1600 d: 900 h: 710<740> h2: 610<640> wbl: 1115	Japanese Ash
	*Accessory: height adjusters	
Table 160 × 90 (Linoleum) Table 160 × 90 H (Linoleum)	w: 1600 d: 900 h: 710<740> h2: 610<640> wbl: 1115	Japanese Ash
	*Accessory: height adjusters *The linoleum top board is available in 6 colors.	

\*The figures in the angle brackets express the height of H type.

# KOTAN



㉓ Japanese Ash BL Table base: S-BL



㉔ Japanese Ash WNF (4176) Table base: M-GY



㉕ Japanese Ash WNF Table base: M-GY



㉖ Japanese Ash WNF Table base: M-GY



㉗ Japanese Ash WNF (4175) Table base: M-GY

**Round High Table 60**  
**Round High Table 60 H**  
[Image ㉓ : H type]

dia: 600 h: 1000 <1100> h1: 970 <1070>

Japanese Ash

\*Accessory: height adjusters | Three colors available for the base part |

**Round High Table 60 (Linoleum)**  
**Round High Table 60 H (Linoleum)**  
[Image ㉓ : H type]

dia: 600 h: 1000 <1100> h1: 970 <1070>

Japanese Ash

\*Accessory: height adjusters  
\*The linoleum top board is available in 6 colors. | Three colors available for the base part |

**Round Low Table 90**  
[Image ㉕]

dia: 900 h: 380

Japanese Ash

\*Accessory: height adjusters | Three colors available for the base part |

**Round Low Table 90 (Linoleum)**

dia: 900 h: 380

Japanese Ash

\*Accessory: height adjusters  
\*The linoleum top board is available in 6 colors. | Three colors available for the base part |

**Round Low Table 60**  
[Image ㉖]

dia: 600 h: 540

Japanese Ash

\*Accessory: height adjusters | Three colors available for the base part |

**Round Low Table 60 (Linoleum)**

dia: 600 h: 540

Japanese Ash

\*Accessory: height adjusters  
\*The linoleum top board is available in 6 colors. | Three colors available for the base part |

**Round Low Table 50**

dia: 500 h: 480

Japanese Ash

\*Accessory: height adjusters | Three colors available for the base part |

**Round Low Table 50 (Linoleum)**  
[Image ㉗]

dia: 500 h: 480

Japanese Ash

\*Accessory: height adjusters  
\*The linoleum top board is available in 6 colors. | Three colors available for the base part |

\*The figures in the angle brackets express the height of H type.

# KORENTO | Korento Dining



Korento collection is designed by a Finnish designer, Mikko Halonen. The armchair has a beautiful organic form that is seamless from the backrest, arms, and front legs to the seating frame. Winning the grand prize in the International Furniture Design Competition in Asahikawa in 2017, for its fresh approach and potential to create new possibilities in manual arts.





**Wood coating**

Japanese Oak NF/WNF/MBR/DBR/GY/DGY/BL  
\*OFN is available for tables.

**Make-it-lower**

Chair: 10mm 20mm 30mm 40mm

Table: 10mm 20mm 30mm

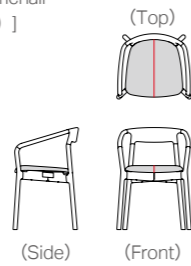
**Leather stitching**



You can make it no-stitching with additional charge. Leather stitching is applied to the following:

- Armchair (Upholstered Seat)
  - Armchair H (Upholstered Seat)
  - Side Chair (Upholstered Seat)
  - Side Chair H (Upholstered Seat)
- [The drawing for Armchair (Upholstered Seat)]

Additional charge



**Designer**



Mikko Halonen  
Finland



⑤ Japanese Oak OFN



⑥ Japanese Oak DBR



① Japanese Oak NF RK-NL/L2



② Japanese Oak NF



③ Japanese Oak NF Maple DBG/F3



④ Japanese Oak NF

**The table leg positions**

The table leg positions are changeable (inside or outside) in case of length 200 / 180.



	F1	F2	F3	F4/CL1	F5/L2	L3	L4
<b>Armchair (Upholstered Seat)</b> <b>Armchair H (Upholstered Seat)</b> [Image ①]   Leather stitching	Japanese Oak						
<b>Armchair (Wooden Seat)</b> <b>Armchair H (Wooden Seat)</b> [Image ②]						Japanese Oak	
<b>Side Chair (Upholstered Seat)</b> <b>Side Chair H (Upholstered Seat)</b> [Image ③]   Leather stitching	Japanese Oak						
<b>Side Chair (Wooden Seat)</b> <b>Side Chair H (Wooden Seat)</b> [Image ④]						Japanese Oak	

\*The figures in the angle brackets express the height of H type.

<b>Solid Wood Table 200 × 85</b> <b>Solid Wood Table 200 × 85 H</b> [Image ⑤]	w: 2000 d: 850 h: 710<740> h2: 625<655> wbl: 1445 (outside 1685)	Japanese Oak
	*Solid wood top with cross beams	
<b>Solid Wood Table 180 × 85</b> <b>Solid Wood Table 180 × 85 H</b>	w: 1800 d: 850 h: 710<740> h2: 625<655> wbl: 1245 (outside 1485)	Japanese Oak
	*Solid wood top with cross beams	
<b>Solid Wood Table 160 × 85</b> <b>Solid Wood Table 160 × 85 H</b>	w: 1600 d: 850 h: 710<740> h2: 675<705> wbl: 1285	Japanese Oak
	*Solid wood top	
<b>Solid Wood Table 140 × 85</b> <b>Solid Wood Table 140 × 85 H</b> [Image ⑥]	w: 1400 d: 850 h: 710<740> h2: 675<705> wbl: 1085	Japanese Oak
	*Solid wood top	

\*The figures in the angle brackets express the height of H type. \*Top board: random-match



The Golfer collection has been representing CondeHouse since 1973. Designed by CondeHouse founder Minoru Nagahara who wanted to redesign, with more Japanese elements, the modern style furniture he saw during his stay in Europe. The Golfer chair comes with a detachable seat cover and is made of top quality Japanese oak.

**Wood coating**

Japanese Oak NF/WNF/MBR/DBR/GY/DGY/BL

**Make-it-lower**

Chair: 10mm 20mm 30mm 40mm

**Covering seat**

The seat upholstery is removable for easy maintenance.

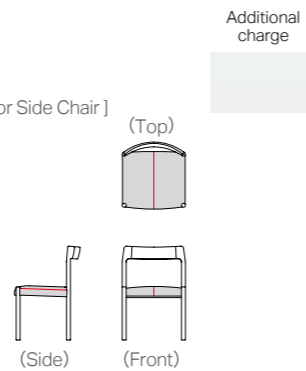


**Leather stitching**



You can make it no-stitching with additional charge. Leather stitching is applied to the following:

- Armchair
- Side Chair
- Covering seat [The drawing for Side Chair]



**Designer**

Nagahara Minoru (1935-2015) Japan



① Japanese Oak NF Ultrasuede LGY/F3



② Japanese Oak NF RK-NL/L2

		F1	F2	F3	F4/CL1	F5/L2	L3	L4
<b>Armchair</b> [Image ①]	w: 590 d: 540 h: 775 sh: 450 ah: 645 wt: 5.5	Japanese Oak						
		Only covering seat						
Leather stitching   Covering seat								

		F1	F2	F3	F4/CL1	F5/L2	L3	L4
<b>Side Chair</b> [Image ②]	w: 510 d: 540 h: 775 sh: 450 wt: 5.0	Japanese Oak						
		Only covering seat						
Leather stitching   Covering seat								



The Golfer Salon armchair is a fusion of traditional Japanese craft skills and modern style design. The arms of the chair are slightly wide-spreading to provide extra comfort. Available in Japanese oak.

**Wood coating**

Japanese Oak NF/WNF/MBR/DBR/GY/DGY/BL

**Make-it-lower**

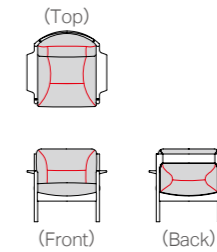
Chair: 10mm 20mm 30mm 40mm

**Leather stitching**



Leather stitching is applied to the following:

- Armchair



**Designer**

Nagahara Minoru (1935-2015) Japan



Japanese Oak NF RK-DBR/L2

		F1	F2	F3	F4/CL1	F5/L2	L3	L4
<b>Armchair</b>	w: 820 d: 780 h: 750 sh: 400 ah: 525	Japanese Oak						
Leather stitching								



SAN stands for 3 in Japanese. Designer Michael Schneider sketched the chair with 3 lines; hence it was named SAN. A chair designed with an upholstered seat and back provides comfort for long hour sitting. Available in Japanese Birch, stitching on the surface of leather upholstery.



**Wood coating**

Japanese Birch NF/WNF/MBR/DBR/GY/DGY/BL

**Make-it-lower**

Chair: **10mm** **20mm** **30mm** **40mm**

**Japanese Birch**

Japanese Birch is a tree locally grown in Hokkaido. The heartwood is red; the sapwood is white. Here at CondeHouse, we use both heartwood and sapwood. Consequently, their mixed natural colors make our furniture look unique.



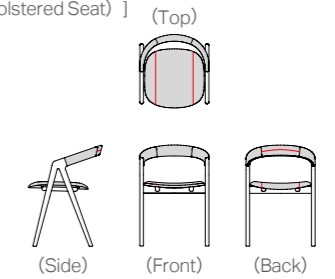
**Leather stitching**

Stitch

You can make it no-stitching with additional charge. Leather stitching is applied to the following:

- Chair (Upholstered Seat)
- Chair H (Upholstered Seat)
- [The drawing for Chair (Upholstered Seat) ]

Additional charge



**Designer**



Michael Schneider  
Germany



Japanese Birch MBR MG-BL/L3

	F1	F2	F3	F4/CL1	F5/L2	L3	L4
Chair (Upholstered Seat)	Japanese Birch						
Chair H (Upholstered Seat)	Leather stitching						

Chair (Upholstered Seat)  
Chair H (Upholstered Seat)

w: 515 d: 550  
h: 730 (750)  
sh: 450 (470)  
ah: 610-675 (630-695)  
wt: 5.0

\*The figures in the angle brackets express the height of H type.

# CL TABLE



Can you design a table that is simple and fits well with any place? Based on such a request from the contract market, our product development team created the CL table. It is simple, but our craftsmanship is shown in every detail: beautiful grain characters on the top board and smooth joint parts of the table top and the legs. The joints are angled outward at one degree, but the outline of the joint is right-angled by tapering the legs at the same angle, so that the tables can be put together without a gap. We are confident it will create a premium feeling space in any public facilities.

## Wood coating

Japanese Ash NF/WNF/MBR/DBR/GY/DGY/BL  
 Japanese Oak NF/WNF/MBR/DBR/GY/DGY/BL  
 Walnut CW/DBR

## Make-it-lower


Table: **10mm** **20mm** **30mm**

## Height

Table L	400
Table LD	680
Table D	710
Table H	740

## Basic specification

\*Accessory: height adjusters



<p>w: 800 d: 800</p> <p>h: 400/680/710/740 h1: 355/635/665/695 wbl: 680</p>	<p>w: 900 d: 900</p> <p>h: 400/680/710/740 h1: 355/635/665/695 wbl: 780</p>	<p>w: 1000 d: 1000</p> <p>h: 400/680/710/740 h1: 355/635/665/695 wbl: 880</p>	<p>w: 1100 d: 1100</p> <p>h: 400/680/710/740 h1: 355/635/665/695 wbl: 980</p>
---	---	---	---

\*The four figures separated by slashes (from left to right) for h and h1 are the heights of L, LD, D, and H type tables, respectively. \*Top board: random-match

w:		1400	1500	1600	1700	1800	1900	2000	2100																				
d: 700	Japanese Ash									Japanese Oak										Walnut									
d: 750	Japanese Ash									Japanese Oak										Walnut									
d: 800	Japanese Ash									Japanese Oak										Walnut									
d: 850	Japanese Ash									Japanese Oak										Walnut									
d: 900	Japanese Ash									Japanese Oak										Walnut									
d: 950	Japanese Ash									Japanese Oak										Walnut									

h: 400/680/710/740 h1: 355/635/665/695

wbl:		1280	1380	1480	1580	1680	1780	1880	1980																			
w:		1100	1200	1300	1400			1100	1200	1300	1400																	
d: 550	Japanese Ash									Japanese Oak									Walnut									
d: 600	Japanese Ash									Japanese Oak									Walnut									
d: 650	Japanese Ash									Japanese Oak									Walnut									
d: 700	Japanese Ash									Japanese Oak									Walnut									
h: 400/680/710/740 h1: 355/635/665/695		980	1080	1180	1280			980	1080	1180	1280																	
wbl:		980	1080	1180	1280			980	1080	1180	1280																	

\*The four figures separated by slashes (from left to right) for h and h1 are the heights of L, LD, D, and H type tables, respectively. \*Top board: random-match






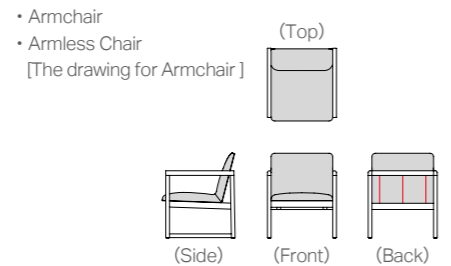
A Japanese-inspired furniture series with a calm atmosphere that fits in any interior. Designer Hiroshi Yoneya combines the traditional Japanese cushion and furniture to maximize its comfort level. It will provide another type of comfort that sofas do, recommended for long hour sitting areas like a reception room or hotel lobby.



**Wood coating**  
Japanese Ash NF/WNF/MBR/DBR/GY/DGY/BL

**Fabric and leather**  
Fabric / leather unavailable for Chair and Stool  
F4 Rivie  
CL1 MR  
L2 RK

**Leather stitching**   
Leather stitching is applied to the following:



**Designer**  
  
TONERICO:INC.  
Yoneya Hiroshi  
Japan



① Japanese Ash NF Tonica DGY/F4



② Japanese Ash NF Tonica DGY/F4



③ Japanese Ash NF Tonica DGY/F4



④ Tonica DGY/F4



⑤ Japanese Ash NF



			F1	F2	F3	F4	F5	L3	L4
<b>Armchair</b> [Image ①]	w: 595 d: 595 h: 740 sh: 400 ah: 580	Japanese Ash							
			Limit in fabric / leather   Leather stitching						
<b>Armless Chair</b> [Image ②]	w: 535 d: 595 h: 740 sh: 400	Japanese Ash							
			Limit in fabric / leather   Leather stitching						
<b>Stool</b> [Image ③]	w: 535 d: 445 h: 390	Japanese Ash							
			Limit in fabric / leather						
<b>Cushion 50 × 30</b> [Image ④]	500 × 300								
			*Microfiber cushion						
<b>Side Table</b> 52 × 52 [Image ⑤]	w: 520 d: 520 h: 355	*Top board: random-match							Japanese Ash



Hiroshi Yoneya designs this series to fit in the interior of public spaces such as hotels and bookstores, by eliminating unnecessary decorative elements and keeping the shape sharp yet simple. The straight-line design of the chair is inspired by the structure of Japanese traditional wooden buildings. The designer believes it looks more beautiful especially when some of the chairs align. What features the design of the series are the plain back view and contrast with the round shape of the seat cushion.

**Wood coating**

Japanese Ash NF/WNF/MBR/DBR/GY/DGY/BL

**Fabric and leather**

Fabric / leather unavailable for the items on this page

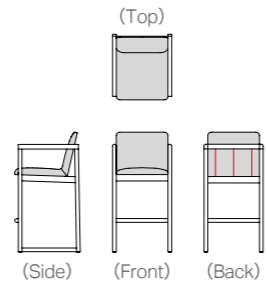
- F4 Rivie
- CL1 MR
- L2 RK

**Leather stitching**



Leather stitching is applied to the following:

- High Armchair
- High Chair
- [The drawing for High Armchair]



**Designer**

TONERICO:INC.  
Yoneya Hiroshi  
Japan



Shoji is named after traditional Japanese shoji doors, a type of wooden sliding doors with translucent paper on it. After living in Japan for a while, Italian designer Lucia Matteucci designed this shelf to remind herself of the beautiful memories she had while she was in Japan. The doors are slidable, and the shelf is often used as a partition between spaces.

**Wood coating**

Oak NF/WNF/MBR/DBR/GY/DGY/BL

**Designer**



Lucia Matteucci  
Italy



① Japanese Ash NF Tonica DGY/F4



② Japanese Ash NF Tonica DGY/F4



③ Japanese Ash NF Tonica DGY/F4

F1 | F2 | F3 | F4 | F5 | L3 | L4

**High Armchair**  
[Image ①]

w: 510 d: 565  
h: 1045  
sh: 740  
ah: 930  
wt: 11.5




**High Chair**  
[Image ②]

w: 450 d: 565  
h: 1045  
sh: 740  
wt: 10.0



**High Stool**  
[Image ③]

w: 450 d: 455  
h: 740  
wt: 7.0



① Oak DBR



② Oak NF

**Open Shelf**  
[Image ①]

w: 1560 d: 400 (350, without the door handles) h: 1630

Oak

\*Sliding door \*The backside is also veneered.

**Side Board DO-156**  
[Image ②]

w: 1560 d: 450 (400, without the door handles) h: 870

Oak

\*Sliding door \*The backside is also veneered.



Designed by Maly Hoffman Kahleyss in 2012. Sled is one of a kind table that is made of solid wood slabs combined with a stainless steel base, which is the origin of the name: it looks like a sled. It is available in walnut or Japanese oak; the legs available in hairline finished stainless steel and other three colored-steel. A versatile solid wood table that fits in any situation.

**Wood coating**

Japanese Oak NF/WNF/MBR/DBR/GY/DGY/BL/OFN  
Walnut CW/DBR/OFN

**Basic specification**

\*Solid wood top  
\*Accessory: height adjusters

**Designer**



Maly Hoffmann Kahleyss  
Germany

**Table leg**



Hairline finished stainless steel

**Table leg (S)**

Steel in the following three colors



M-GY

S-GY

S-BL



**Table leg positions**

The table leg positions are changeable (inside or outside).



(outside)



(inside)



① Walnut OFN Leg: hairline finished stainless steel



② Japanese Oak MBR Leg: S-BL



**Solid Wood Table / Solid Wood Table H**

\*Leg: hairline finished stainless steel

[Image ①]

w:	1500	1600	1700	1800	1900	2000	2100	2200	2300	2400
d: 850	Japanese Oak									
	Walnut									
d: 900	Japanese Oak									
	Walnut									
d: 950	Japanese Oak									
	Walnut									
d: 1000	Japanese Oak									
	Walnut									
d: 1100	Japanese Oak									
	Walnut									
d: 1200	Japanese Oak									
	Walnut									
h: 710 <740> h2: 665 <695>		1055/1265   1105/1315		1415/1625		1625/1835				

w:	2500	2600	2700
d: 850	Walnut		
d: 900	Walnut		
d: 950	Walnut		
h: 710 <740> h2: 665 <695>		1625/1835	

w:	2500	2600	2700
d: 1000	Walnut		
d: 1100	Walnut		
d: 1200	Walnut		
h: 710 <740> h2: 665 <695>		1625/1835	



③ Four-piece type for the top board of 1900–2700

\*The figures in the angle brackets express the height of H type. \*Top board: random-match

**Solid Wood Table (S) / Solid Wood Table (S) H**

\*Leg: powder-painted steel | Three colors available for the leg

[Image ②]

w:	1500	1600	1700	1800	1900	2000	2100	2200	2300	2400
d: 850	Japanese Oak									
	Walnut									
d: 900	Japanese Oak									
	Walnut									
d: 950	Japanese Oak									
	Walnut									
d: 1000	Japanese Oak									
	Walnut									
d: 1100	Japanese Oak									
	Walnut									
d: 1200	Japanese Oak									
	Walnut									
h: 710 <740> h2: 665 <695>		1055/1265   1105/1315		1415/1625		1625/1835				

w:	2500	2600	2700
d: 850	Walnut		
d: 900	Walnut		
d: 950	Walnut		
h: 710 <740> h2: 665 <695>		1625/1835	

w:	2500	2600	2700
d: 1000	Walnut		
d: 1100	Walnut		
d: 1200	Walnut		
h: 710 <740> h2: 665 <695>		1625/1835	

**Cable Tray**

[Image ③]

h2 including the cable tray:  
565 <595>

Four-piece type for the top board of 1900–2700	w: 1240 d: 110 h: 115
Three-piece type for the top board of 1600–1800	w: 930 d: 110 h: 115
Two-piece type for the top board of 1500	w: 620 d: 110 h: 115

An optional set of hole-processing on the top board and a cable tray and cover (made of solid wood)  
\*The tray cover is made of the same wood; finished in the same color as the top board.

\*The figures in the angle brackets express the height of H type. \*Top board: random-match



Stripe is a collection of cabinets that have a common design motif: stripes made by wood pieces in different colors. It not only stores your clothes and personal belongings but also creates your own reading corner with the cabinets and other CondeHouse chairs and desks. Available in oak or walnut.

**Wood coating**

Oak NF/WNF/MBR/DBR/GY/DGY/BL  
Walnut CW/DBR

**Designer**

Nagahara Minoru  
(1935-2015)  
Japan



① Oak NF



② Oak NF



③ Oak NF



④ Oak NF



⑤ Oak NF



⑥ Oak NF



⑦ Oak GY



⑧ Oak NF

<b>Side Board DDR-170</b>	w: 1700 d: 450 h: 850	Oak	
	*The backside is also veneered. *Accessory: shelf boards (w: 492 × 2)	Walnut	
<b>Side Board DDR-150</b> [Image ①]	w: 1500 d: 450 h: 850	Oak	
	*The backside is also veneered. *Accessory: shelf boards (w: 448 × 2)	Walnut	
<b>Chest DR-170</b> [Image ②]	w: 1700 d: 450 h: 850	Oak	
	*The backside is also veneered. *Inside: made of paulownia	Walnut	
<b>Chest DR-120</b> [Image ③]	w: 1200 d: 450 h: 850	Oak	
	*The backside is also veneered. *Inside: made of paulownia	Walnut	
<b>Chest DR-80</b> [Image ④]	w: 800 d: 480 h: 850	Oak	
	*The backside is also veneered.	Walnut	
<b>Desk 90</b> [Image ⑤]	w: 900 d: 450 h: 700	Oak	
	*The backside is also veneered. *Accessory: height adjusters only in the front side	Walnut	
<b>Side Desk DR-46</b> [Image ⑥]	w: 455 d: 450 h: 700	Oak	
	*The backside is also veneered. *Accessory: height adjusters only in the front side	Walnut	
<b>Book Shelf 70</b> [Image ⑦]	w: 700 d: 330 h: 1100	Oak	
	*Accessory: height adjusters; shelf boards (w: 617 × 3)	Walnut	
<b>Side Wagon 33 × 55</b> [Image ⑧]	w: 330 d: 550 h: 495	Oak	
	*Accessory: leg wheels	Walnut	



Stripe bedroom collection is elegant furniture that will enhance any bedroom. The bed frame is designed to be slightly higher so as to be helpful when it comes to cleaning under the bed. The headboard features a thickness of 100 mm which gives you an extra space to place your personal belongings.

**Wood coating**

Oak NF/WNF/MBR/DBR/GY/DGY/BL  
Walnut CW/DBR

**Designer**

Nagahara Minoru  
(1935-2015)  
Japan



<b>Bed (N) 200 Q</b>	w: 1640 d: 2090 h: 850  *Frame size (w: 1550 d: 1995 h: 240) *Clearance from the floor: 120 *Accessory: middle legs with an adjuster	Oak Walnut
<b>Bed (N) 200 D</b>	w: 1440 d: 2090 h: 850  *Frame size (w: 1350 d: 1995 h: 240) *Clearance from the floor: 120 *Accessory: middle legs with an adjuster	Oak Walnut
<b>Bed (N) 200 SD</b>	w: 1240 d: 2090 h: 850  *Frame size (w: 1150 d: 1995 h: 240) *Clearance from the floor: 120	Oak Walnut
<b>Bed (N) 200 S</b>	w: 1040 d: 2090 h: 850  *Frame size (w: 950 d: 1995 h: 240) *Clearance from the floor: 120	Oak Walnut
<b>Bed (N) 195 Q</b>	w: 1640 d: 2040 h: 850  *Frame size (w: 1550 d: 1945 h: 240) *Clearance from the floor: 120 *Accessory: middle legs with an adjuster	Oak Walnut
<b>Bed (N) 195 D</b>	w: 1440 d: 2040 h: 850  *Frame size (w: 1350 d: 1945 h: 240) *Clearance from the floor: 120 *Accessory: middle legs with an adjuster	Oak Walnut
<b>Bed (N) 195 SD</b>	w: 1240 d: 2040 h: 850  *Frame size (w: 1150 d: 1945 h: 240) *Clearance from the floor: 120	Oak Walnut
<b>Bed (N) 195 S</b> [Image ①]	w: 1040 d: 2040 h: 850  *Frame size (w: 950 d: 1945 h: 240) *Clearance from the floor: 120	Oak Walnut
<b>Dresser</b> [Image ②]	w: 900 d: 450 h: 1350 (h4: 720) h2: 575 wbl: 815  *The backside is also veneered. *Accessory: height adjusters only in the front side; a tray (w: 355 d: 100 h: 30); an outlet	Oak Walnut
<b>Chest DR-47</b> [Image ③]	w: 470 d: 450 h: 720  *The backside is also veneered. *Accessory: height adjusters only in the front side; three trays (w: 337 d: 131 h: 50) × 1, (w: 160 d: 160 h: 70) × 2	Oak Walnut

\*Bed (N) 200/195 is for the mattress of 2000/1950, respectively. \*A mattress is not included.  
\*h4: floor-to-tabletop height



The Splinter collection is created by a Japanese designer company, nendo. Every piece of the dining chair looks to be splintered and connected to make one chair, which is the origin of the name, Splinter. This collection won the Good Design Award in Japan in 2014.



**Wood coating**

Japanese Oak NF/WNF/MBR/DBR/GY/DGY/BL/NWT

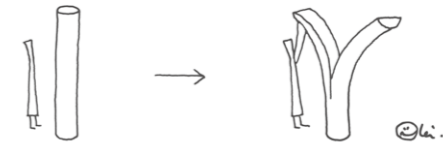
**Make-it-lower**

Chair: **10mm** **20mm** **30mm** **40mm**

**Designer**



nendo Sato Oki  
Japan



① Japanese Oak NWT Ultrasuede LGY/F3



② Japanese Oak NF



③ Japanese Oak NF RK-NL/L2

		F1	F2	F3	F4/CL1	F5/L2	L3	L4
<b>Armchair (Upholstered Seat)</b> <b>Armchair H (Upholstered Seat)</b> [Image ①]	w: 595 d: 530 h: 670 (690) sh: 435 (455) ah: 650 (670) wt: 5.0	Japanese Oak						
<b>Armchair (Wooden Seat)</b> <b>Armchair H (Wooden Seat)</b> [Image ②]	w: 595 d: 530 h: 670 (690) sh: 415 (435) ah: 650 (670) wt: 6.0	*Solid wood seat						
<b>Armchair (Shell)</b> <b>Armchair H (Shell)</b> [Image ③]	w: 595 d: 580 h: 715 (735) sh: 435 (455) ah: 650 (670) wt: 6.0	Japanese Oak						

\*The figures in the angle brackets express the height of H type.



The concept of splintering is what makes this collection unique. The pillar of the coat stand is splintered out to the three branches at the top to create hooks for clothes hanging. The artificially-created natural looking requires high level wood crafting techniques to be produced.

**Wood coating**

Japanese Oak NF/WNF/MBR/DBR/GY/DGY/BL/NWT

**Designer**

nendo Sato Oki  
Japan



<b>Mirror</b> [Image ①]	w: 400 h: 1600 t: 35	Japanese Oak
<b>Tray Mirror</b> [Image ②]	w: 400 h: 1600 t: 105 *Tray size (w: 355 d: 100 h: 40)	Japanese Oak
<b>Coat Stand</b> [Image ③]	dia: 350 h: 1725	Japanese Oak
<b>Round Side Table 45</b> [Image ④]	w: 450 d: 475 h: 300 *Solid wood top	Japanese Oak
<b>Round Side Table 35 H</b> [Image ⑤]	w: 450 d: 435 h: 550 *Solid wood top	Japanese Oak
<b>Round Side Table 35</b> [Image ⑥]	w: 375 d: 390 h: 450 *Solid wood top	Japanese Oak



Designed by Katsuhiko Osaka, Sori is a rocking chair that won the grand prize in the International Furniture Design Competition in 1993. The shape was born in the inspiration from a snow sled; the back is adjustable to support your back in five angles; the leather-belt arms support your body when rising from the chair.



**Wood coating**

Japanese Oak NF/WNF/MBR/DBR/GY/DGY/BL

**Designer**



Osaka Katsuhiko  
Japan



		F1	F2	F3	F4/CL1	F5/L2	L3	L4
<b>Rockers</b> [Image ①]	w: 650 d: 805 h: 970 sh: 365 ah: 560	Japanese Oak						
	*Arm leather belts only have a natural color. *The backrest can be tilted by changing the belt length.							
<b>Stool</b> [Image ②]	w: 600 d: 480 h: 365	Japanese Oak						





Challenge dining collection was designed by three German designers: Maly, Hoffman, and Kahleyss. The chair embodies a sense of slenderness and sharpness. Being opposite to them, the soft-cushion type has been added to allow customers to have more options to mix with other CondeHouse table collections.




**Wood coating**

Japanese Oak NF/WNF/MBR/DBR/GY/DGY/BL  
Walnut CW/DBR

**Make-it-lower**

Chair: 10mm 20mm 30mm 40mm

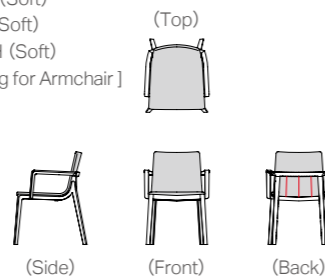
**Leather stitching**



Leather stitching is applied to the following:

- Armchair
- Armchair H
- Side Chair
- Side Chair H
- Armchair (Soft)
- Armchair H (Soft)
- Side Chair (Soft)
- Side Chair H (Soft)

[The drawing for Armchair ]



**Designer**



Maly Hoffmann Kahleyss  
Germany



① Japanese Oak MBR MG-GBE/L3



② Japanese Oak NF Avance BR/F5



③ Japanese Oak DGY Ultrasuede LGY/F3



④ Japanese Oak MBR MG-BL/L3



		F1	F2	F3	F4/CL1	F5/L2	L3	L4
<b>Armchair</b> <b>Armchair H</b> [Image ①]	w: 550 d: 620 (625) h: 785 (805) sh: 445 (465) ah: 630 (650) wt: 6.5	Japanese Oak						
	Leather stitching	Walnut						
<b>Side Chair</b> <b>Side Chair H</b> [Image ②]	w: 515 (520) d: 620 (625) h: 785 (805) sh: 445 (465) wt: 5.5	Japanese Oak						
	Leather stitching	Walnut						
<b>Armchair (Soft)</b> <b>Armchair H (Soft)</b> [Image ③]	w: 550 d: 620 (625) h: 795 (815) sh: 465 (485) ah: 630 (650) wt: 6.5	Japanese Oak						
	Leather stitching	Walnut						
<b>Side Chair (Soft)</b> <b>Side Chair H (Soft)</b> [Image ④]	w: 515 (520) d: 620 (625) h: 795 (815) sh: 465 (485) wt: 5.5	Japanese Oak						
	Leather stitching	Walnut						

\*The figures in the angle brackets express the height of H type.



Due to its complicated frame shape, the craftsman encountered many challenges while making the prototype as the name suggests. This easy chair has an ergonomic-inspired cushion that will fully support your back from all angles. The easy chair and stool are the ultimate combo that is perfect for you after a long day of work. Available in Japanese oak or walnut.

**Wood coating**

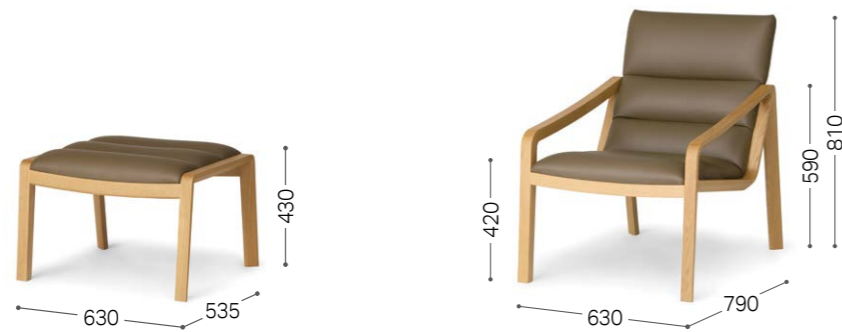
Japanese Oak NF/WNF/MBR/DBR/GY/DGY/BL  
Walnut CW/DBR

**Designer**

Maly Hoffmann Kahleiss  
Germany

**Make-it-lower**

Chair, Stool: 10mm 20mm 30mm 40mm



② Japanese Oak NF MG-KGY/L3

① Japanese Oak NF MG-KGY/L3

		F1	F2	F3	F4/CL1	F5/L2	L3	L4
<b>Easy Chair</b> [Image ①]	w: 630 d: 790 h: 810 sh: 420 ah: 490-590	Japanese Oak						
		Walnut						
<b>Stool</b> [Image ②]	w: 630 d: 535 h: 430	Japanese Oak						
		Walnut						



Twist is a unique and stylish handcrafted display cabinet, designed by Kiyoshi Sadogawa. The display cabinet is a popular product in the Japanese market, coming with a recessed light to show off all your collectables and memorabilia.

**Wood coating**

Japanese Oak NF/WNF/MBR/DBR/GY/DGY/BL  
Walnut CW/DBR

**Designer**



Sadogawa Kiyoshi  
Japan



Walnut CW



**Mini Curio**

w: 380 d: 340 h: 1600

\*Doors on both sides  
\*Accessory: downlight (LED) ; t8 glass shelves (w: 290 × 5) ;  
mirror back board

Japanese Oak	
Walnut	



TL table is customizable size-wise with unobtrusively-placed legs which make rising and sitting easier. In the case of a top board of more than 1800 mm, the mounting positions of the legs can move in and out. Pursued are not only functionality but design and craftsmanship, which can be seen in the curved surface of the top board and the elaborate joints of the legs.

Wood coating	Basic specification	Height	
Japanese Ash NF/WNF/MBR/DBR/GY/DGY/BL	*Accessory: height adjusters	Table LD	680
Japanese Oak NF/WNF/MBR/DBR/GY/DGY/BL		Table D	710
Walnut CW/DBR		Table H	740

**Make-it-lower**  
 Table: 10mm 20mm 30mm

**Leg position**  
 Top boards of size 1800 or more have two leg positions: the inside position is suitable for six chairs; the outside for four chairs.



Combination of top board size and length between legs

Table top	1400-1700	1800-2100
Width between legs	1020	1020/1390*

\*For the outside position



w:		1400	1500	1600	1700	1800	1900	2000	2100
d: 700	Japanese Ash								
	Japanese Oak								
	Walnut								
d: 750	Japanese Ash								
	Japanese Oak								
	Walnut								
d: 800	Japanese Ash								
	Japanese Oak								
	Walnut								
d: 850	Japanese Ash								
	Japanese Oak								
	Walnut								
d: 900	Japanese Ash								
	Japanese Oak								
	Walnut								
d: 950	Japanese Ash								
	Japanese Oak								
	Walnut								

h: 680/710/740 h1: 645/675/705  
 wbl (inside / outside) : 1020 | 1020/1390  
 \*The three figures separated by slashes (from left to right) for h and h1 are the heights of LD, D, and H type tables, respectively.  
 \*Top board: random-match



Top board: random-match

# TL TABLE | TL Table (20)



In 2020, we added a solid wood top board version to the TL table collection. Three types of wood are available; a wide variety of sizes are offered at an increment of 50 mm; the leg positions are also selectable in two ways (only for the table width wider than 1800 mm).

### Wood coating

Japanese Ash NF/WNF/MBR/DBR/GY/DGY/BL/OFN  
 Japanese Oak NF/WNF/MBR/DBR/GY/DGY/BL/OFN  
 Walnut CW/DBR/OFN

### Basic specification

\*Solid wood top  
 \*Accessory: height adjusters

### Height

Solid Wood Table LD 680  
 Solid Wood Table D 710  
 Solid Wood Table H 740

### Make-it-lower

Table: 10mm 20mm 30mm

### Leg position

Top boards of size 1800 or more have two leg positions: the inside position is suitable for six chairs; the outside for four chairs.



Combination of top board size and length between legs

Table top	1400-1700	1800-2100
Width between legs	1020	1020/1390*

\*For the outside position



Japanese Ash NF



Japanese Oak OFN

w:		1400	1500	1600	1700	1800	1900	2000	2100
d: 700	Japanese Ash								
	Japanese Oak								
	Walnut								
d: 750	Japanese Ash								
	Japanese Oak								
	Walnut								
d: 800	Japanese Ash								
	Japanese Oak								
	Walnut								
d: 850	Japanese Ash								
	Japanese Oak								
	Walnut								
d: 900	Japanese Ash								
	Japanese Oak								
	Walnut								
d: 950	Japanese Ash								
	Japanese Oak								
	Walnut								

h: 680/710/740 h1: 650/680/710

wbl (inside / outside) : 1020 | 1020/1390

\*The three figures separated by slashes (from left to right) for h and h1 are the heights of LD, D, and H type tables, respectively.

\*Top board: random-match





“I want to design a chair that looks balanced, and gives people a ‘sharp and soft’ image at the same time,” said German furniture designer, Michael Schneider. If you look closely at the chair, you will notice a smooth line that is formed from the beginning of the armrest to the end of the backrest. This is a chair that has a style that suits all kinds of situations, whether it is for home residence or for public facilities. The backrest of the dining chair is available in three colors; the table comes in two types, a regular solid wood type and extension type extendable by 700 mm.



**Wood coating**

Japanese Ash NF/WNF/MBR/DBR/GY/DGY/BL  
Walnut CW/DBR  
\*OFN is available for tables.

**Fabric and leather**

Fabric / leather available for Armchair UB  
F3 Ultrasuede  
F4 Tonica  
L3 BQ, MG, KP

**Make-it-lower**

Chair, Bench: 10mm 20mm 30mm 40mm  
Table: 10mm 20mm 30mm

**Back colors for Armchair AB**

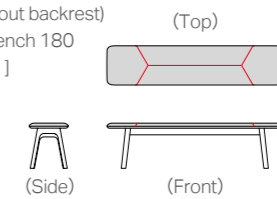


**Leather stitching**




Leather stitching is applied to the following:

- Bench 215 (without backrest)
- Bench 215 H (without backrest)
- Bench 180 (without backrest)
- Bench 180 H (without backrest)
- Bench 150 (without backrest)
- Bench 150 H (without backrest)



You can make it no-stitching with additional charge. Leather stitching is applied to the following:


- Armchair UB (Upholstered Seat)
- Armchair UB H (Upholstered Seat)
- Armchair AB (Upholstered Seat)
- Armchair AB H (Upholstered Seat)



**Designer**



Michael Schneider  
Germany



⑤ Japanese Ash NF BQ-BR/L3



⑥ Walnut CW BQ-BL/L3



	F1	F2	F3	F4	F5 / L2	L3	L4
<b>Armchair UB (Upholstered Seat)</b> w: 570 d: 545 h: 750 <770> sh: 435 <455> ah: 630 <650> wt: 6.5	Japanese Ash						
<b>Armchair UB H (Upholstered Seat)</b> [Image ①]   Limit in fabric / leather     Leather stitching	Walnut						

	F1	F2	F3	F4	F5 / L2	L3	L4
<b>Armchair UB (Wooden Seat)</b> w: 570 d: 545 h: 750 <770> sh: 410 <430> ah: 630 <650> wt: 6.5	Japanese Ash						
<b>Armchair UB H (Wooden Seat)</b> [Image ②]   Leather stitching	Walnut						

Backpanel Option for UB	F1	F2	F3	F4	F5 / L2	L3	L4
*Only Ultrasuede, BQ, MG, and KP leather are available.	Ultrasuede					BQ/MG/KP	
*Finish in the same color as the frame.	Beech NF/WNF/MBR /CW/DBR/GY/DGY/BL						
Leather stitching							

	F1	F2	F3	F4 / CL1	F5 / L2	L3	L4
<b>Armchair AB (Upholstered Seat)</b> w: 570 d: 545 h: 745 <765> sh: 435 <455> ah: 625 <645> wt: 6.0	Japanese Ash						
<b>Armchair AB H (Upholstered Seat)</b> [Image ③] *The backrest made of ABS resin available in three colors   Leather stitching	Walnut						

	F1	F2	F3	F4 / CL1	F5 / L2	L3	L4
<b>Armchair AB (Wooden Seat)</b> w: 570 d: 545 h: 745 <765> <b>Armchair AB H (Wooden Seat)</b> [Image ④] w: 570 d: 545 h: 410 <430> ah: 625 <645> wt: 6.0	Japanese Ash						
Walnut							

\*The backrest made of ABS resin available in three colors


\*The figures in the angle brackets express the height of H type.

	F1	F2	F3	F4 / CL1	F5 / L2	L3	L4
<b>Bench 215 (without backrest)</b> w: 2155 d: 405 <b>Bench 215 H (without backrest)</b> h: 450 <470>	Japanese Ash						
[Image ⑤ : H type]   Leather stitching	Walnut						


	F1	F2	F3	F4 / CL1	F5 / L2	L3	L4
<b>Bench 180 (without backrest)</b> w: 1805 d: 405 <b>Bench 180 H (without backrest)</b> h: 450 <470>	Japanese Ash						
Walnut							

	F1	F2	F3	F4 / CL1	F5 / L2	L3	L4
<b>Bench 150 (without backrest)</b> w: 1505 d: 405 <b>Bench 150 H (without backrest)</b> h: 450 <470>	Japanese Ash						
[Image ⑥ : H type]   Leather stitching	Walnut						


\*The figures in the angle brackets express the height of H type.



⑦ Walnut OFN



⑧ Japanese Ash OFN



⑨ Four-piece type for the top board of 2400-2700

**Cable Tray for Solid Wood Table**

[Image ⑨]

h2 including the cable tray: 575 (605)

Four-piece type for the top board of 2400-2700	w: 1240 d: 110 h: 110
Three-piece type for the top board of 2100-2300	w: 930 d: 110 h: 110
Two-piece type for the top board of 1500-2000	w: 620 d: 110 h: 110

An optional set of hole-processing on the top board and a cable tray and cover (made of solid wood)  
 \*The tray cover is made of the same wood; finished in the same color as the top board.

\*The figures in the angle brackets express the height of H type.

**Solid Wood Table / Solid Wood Table H**

[Image ⑦⑧]

\*Solid wood top

w:		1500	1600	1700	1800	1900	2000	2100	2200	2300	2400
d: 850	Japanese Ash										
	Walnut										
d: 900	Japanese Ash										
	Walnut										
d: 950	Japanese Ash										
	Walnut										
d: 1000	Japanese Ash										
	Walnut										
d: 1100	Japanese Ash										
	Walnut										
d: 1200	Japanese Ash										
	Walnut										
h: 710 (740) h1: 680 (710) h2: 635 (665)											
wbl:		1135	1235	1235	1285	1285	1285	1555	1555	1555	1835

w:		2500	2600	2700
d: 850	Japanese Ash			
	Walnut			
d: 900	Japanese Ash			
	Walnut			
d: 950	Japanese Ash			
	Walnut			
h: 710 (740) h1: 680 (710) h2: 635 (665)				
wbl:		1835	1835	1835

w:		2500	2600	2700
d: 1000	Japanese Ash			
	Walnut			
d: 1100	Japanese Ash			
	Walnut			
d: 1200	Japanese Ash			
	Walnut			
h: 710 (740) h1: 680 (710) h2: 635 (665)				
wbl:		1835	1835	1835

\*The figures in the angle brackets express the height of H type. \*Top board: random-match



The top board is extendable.



⑨ Walnut OFN



⑩ Japanese Ash WNF

**Extension Solid Wood Table 210 × 95**  
**Extension Solid Wood Table 210 × 95 H**  
 [Image ⑨]

w: 2100 (2800) d: 950 h: 710 (740)  
 h2: 635 (665) h3: 620 (650) wbl: 1440

Japanese Ash	
Walnut	

\*Solid wood top \*Accessory: height adjusters

**Extension Solid Wood Table 180 × 95**  
**Extension Solid Wood Table 180 × 95 H**

w: 1800 (2500) d: 950 h: 710 (740)  
 h2: 635 (665) h3: 620 (650) wbl: 1140

Japanese Ash	
Walnut	

\*Solid wood top \*Accessory: height adjusters

**Extension Solid Wood Table 160 × 95**  
**Extension Solid Wood Table 160 × 95 H**

w: 1600 (2250) d: 950 h: 710 (740)  
 h2: 635 (665) h3: 620 (650) wbl: 1140

Japanese Ash	
Walnut	

\*Solid wood top \*Accessory: height adjusters

\*The figures in the parentheses express sizes at the time of extension; ones in the angle brackets express the height of H type. \*h3: floor-to-folding-tabletop height \*Please note that the floor-to-folding-tabletop height is its lowest position when the folding tabletop is stored. \*Top boards: random-match \*The table top planks are joined together in the vertical direction to the longitudinal direction of the table.

**Solid Wood High Table / Solid Wood High Table H**

\*Solid wood top \*Accessory: height adjusters

[Image ⑩]

w:		1500	1600	1700	1800	1900	2000	2100	2200	2300	2400
d: 700	Japanese Ash										
	Walnut										
d: 800	Japanese Ash										
	Walnut										
d: 900	Japanese Ash										
	Walnut										
h: 1000 (1100)	h1: 970 (1070)	h2: 900 (1000)									
wbl:		1135	1235	1235	1285	1285	1285	1555	1555	1555	1835

w:		2500	2600	2700
d: 700	Japanese Ash			
	Walnut			
d: 800	Japanese Ash			
	Walnut			
d: 900	Japanese Ash			
	Walnut			
h: 1000 (1100)	h1: 970 (1070)	h2: 900 (1000)		
wbl:		1835	1835	1835



⑪ Power Strip for High Table

**Power Strip for High Table**

[Image ⑪]

Each	
------	--

\*The figures in the angle brackets express the height of H type. \*Top board: random-match





Light and no waste are the main features of Ten—a new and innovative collection by CondeHouse in cooperation with Berlin-based designer, Michael Schneider. Ten, the Japanese word for the heavenly sky, describes the concept of the light, almost airy design seen in the Ten living room collection.



① Japanese Ash NF Magnoria GY/F4



② Japanese Ash GY Maple DBG/F3



③ Japanese Ash NF Magnoria GY/F4



④ Maple DBG/F3




**Wood coating**

Japanese Ash NF/WNF/MBR/DBR/GY/DGY/BL  
Walnut CW/DBR

\*OFN is available for tables.

**Table leg colors**



M-GY S-GY S-BL

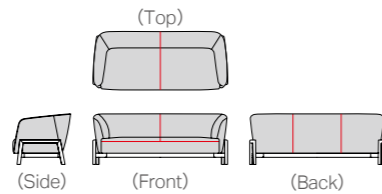
**Leather stitching**



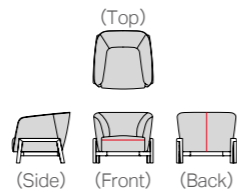
Leather stitching is applied to the following:

- Sofa 200
- Sofa 160

[The drawing for Sofa 200]



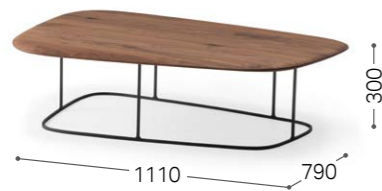
- Armchair



**Designer**

Michael Schneider  
Germany

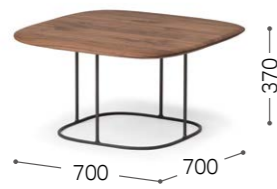
		F1	F2	F3	F4/CL1	F5/L2	L3	L4
<b>Sofa 200</b> [Image ①]	w: 1980 d: 855 h: 750 sh: 400 ah: 675	Japanese Ash						
	Leather stitching	Walnut						
<b>Sofa 160</b>	w: 1580 d: 855 h: 750 sh: 400 ah: 675	Japanese Ash						
	Leather stitching	Walnut						
<b>Armchair</b> [Image ②]	w: 880 d: 855 h: 750 sh: 400 ah: 675	Japanese Ash						
	Leather stitching	Walnut						
<b>Ottoman</b> [Image ③]	w: 710 d: 510 h: 400	Japanese Ash						
		Walnut						
<b>Cushion</b> [Image ④]	480 × 200							



⑤ Walnut OFN Leg: S-GY



⑥ Japanese Ash OFN Leg: S-GY



⑦ Walnut OFN Leg: S-GY



⑧ Japanese Ash GY Leg: S-GY



<b>Table 111 × 79</b> [Image ⑤]	w: 1110 d: 790 h: 300	
	*Solid wood top   Three colors available for the leg	
<b>Table 100 × 100</b> [Image ⑥]	w: 1000 d: 1000 h: 300	
	*Solid wood top   Three colors available for the leg	
<b>Table 70 × 70</b> [Image ⑦]	w: 700 d: 700 h: 370	
	*Solid wood top   Three colors available for the leg	
<b>Table 60 × 40</b> [Image ⑧]	w: 600 d: 400 h: 440	
	*Solid wood top   Three colors available for the leg	
	*Top board: random-match	



Ten cabinet collection is here to further enhance your lifestyle, as a cabinet to store your personal belongings, as a place for your television, etc. This is unique furniture that combines European modern design and Japanese craftsmanship.

**Wood coating**

Japanese Ash NF/WNF/MBR/DBR/GY/DGY/BL  
 Walnut CW/DBR

**Designer**

Michael Schneider  
 Germany

**Color codes for MDF surfaces:**

Japanese Ash NFPWT/NFPDG/NFPBL/NFREM/WNFPWT/WNFPDG/WNFPBL/WNFREM  
 /MBRPWT/MBRPDG/MBRPBL/MBRREM/DBRPWT/DBRPDG/DBRPBL/DBRREM  
 /GYPWT/GYPDG/GYPBL/GYREM/DGYPWT/DGYPDG//DGYPBL/DGYREM  
 /BLPWT/BLPDG/BLPBL/BLREM  
 Walnut CWPWT/CWPDG/CWPBL/CWREM/DBRPWT/DBRPDG/DBRPBL/DBRREM

\*Wood and finish are indicated as follows: Main unit wood + main unit finish + top surface finish



① Walnut CWPBL



② Japanese Ash NF



<b>TV Lowboard TV-200</b> [Image ①]	w: 2000 d: 450 h: 450 *The top surface is either solid wood or colorcoated MDF. *The backside is also veneered. *Accessory: height adjusters only in the front legs; t8 glass shelf (w: 629 × 1) *The center part of the back panel is removable. *Left and right: drawer; middle: flap door made of acrylic	
<b>TV Lowboard TV-180</b> [Image ②]	w: 1800 d: 450 h: 450 *The top surface is either solid wood or colorcoated MDF. *The backside is also veneered. *Accessory: height adjusters only in the front legs; t8 glass shelf (w: 562 × 1) *The center part of the back panel is removable. *Left and right: drawer; middle: flap door made of acrylic	
<b>TV Lowboard TV-160</b>	w: 1600 d: 450 h: 450 *The top surface is either solid wood or colorcoated MDF. *The backside is also veneered. *Accessory: height adjusters only in the front legs; t8 glass shelf (w: 496 × 1) *The center part of the back panel is removable. *Left and right: drawer; middle: flap door made of acrylic	



③ Japanese Ash DGY



④ Japanese Ash NFPWT



Side board LED lighting-up



⑤ Walnut CWPDG



⑥ Walnut CWPDG



High board BAR LED lighting-up

<p><b>Side Board DD-240</b></p> <p>[Image 4]</p>	<p>w: 2400 d: 450 h: 720</p> <p>*The top surface is either solid wood or colorcoated MDF. *The backside is also veneered. *Accessory: height adjusters only in the front side; shelf boards (w: 571 × 4) *The main unit is a knock-down type.</p>	<table border="1"> <tr><td>Japanese Ash</td><td></td></tr> <tr><td>Walnut</td><td></td></tr> </table>	Japanese Ash		Walnut	
Japanese Ash						
Walnut						
<p><b>Side Board DD-180</b></p> <p>[Image 3]</p>	<p>w: 1800 d: 450 h: 720</p> <p>*The top surface is either solid wood or colorcoated MDF. *The backside is also veneered. *Accessory: height adjusters only in the frontside; shelf boards (w: 571 × 2 w: 581 × 1)</p>	<table border="1"> <tr><td>Japanese Ash</td><td></td></tr> <tr><td>Walnut</td><td></td></tr> </table>	Japanese Ash		Walnut	
Japanese Ash						
Walnut						
<p><b>Side Board DD-120</b></p>	<p>w: 1200 d: 450 h: 720</p> <p>*The top surface is either solid wood or colorcoated MDF. *The backside is also veneered. *Accessory: height adjusters only in the front side; shelf boards (w: 571 × 2)</p>	<table border="1"> <tr><td>Japanese Ash</td><td></td></tr> <tr><td>Walnut</td><td></td></tr> </table>	Japanese Ash		Walnut	
Japanese Ash						
Walnut						
<p><b>Side Board GDD-240</b></p> <p>[Image 4]</p>	<p>w: 2400 d: 450 h: 720</p> <p>*The top surface is either solid wood or colorcoated MDF. *The backside is also veneered. *Accessory: height adjusters only in the front side; shelf boards (w: 571 × 2); t8 glass shelves (w: 569 × 2); downlight (LED × 2) *The main unit is a knock-down type. *The center doors are made of acrylic.</p>	<table border="1"> <tr><td>Japanese Ash</td><td></td></tr> <tr><td>Walnut</td><td></td></tr> </table>	Japanese Ash		Walnut	
Japanese Ash						
Walnut						
<p><b>Side Board GDD-180</b></p>	<p>w: 1800 d: 450 h: 720</p> <p>*The top surface is either solid wood or colorcoated MDF. *The backside is also veneered. *Accessory: height adjusters only in the front side; shelf boards (w: 571 × 2); t8 glass shelves (w: 579 × 1); downlight (LED × 1) *The center door is made of acrylic.</p>	<table border="1"> <tr><td>Japanese Ash</td><td></td></tr> <tr><td>Walnut</td><td></td></tr> </table>	Japanese Ash		Walnut	
Japanese Ash						
Walnut						

<p><b>High Board DD-100</b></p> <p>[Image 5]</p>	<p>w: 1000 d: 450 h: 1350</p> <p>*The top surface is either solid wood or colorcoated MDF. *The backside is also veneered. *Accessory: height adjusters only in the front side; shelf boards (w: 961 × 1 w: 471 × 2)</p>	<table border="1"> <tr><td>Japanese Ash</td><td></td></tr> <tr><td>Walnut</td><td></td></tr> </table>	Japanese Ash		Walnut	
Japanese Ash						
Walnut						
<p><b>High Board DD-100 BAR</b></p> <p>[Image 6]</p>	<p>w: 1000 d: 450 h: 1350</p> <p>*The top surface is either solid wood or colorcoated MDF. *The backside is also veneered. *Accessory: height adjusters only in the front side; shelf boards (w: 471 × 2); LED lights inside the cabinet; slide table</p>	<table border="1"> <tr><td>Japanese Ash</td><td></td></tr> <tr><td>Walnut</td><td></td></tr> </table>	Japanese Ash		Walnut	
Japanese Ash						
Walnut						



Designed by Shigeyuki Hasegawa, Nami bench was one of the winning works from the International Furniture Design Competition in Asahikawa in 2005. The seat is made of solid wood, with the surface being carved into Zen-style wavy lines. A unique Japanese-style bench requires high level wood crafting skills to produce.



**Wood coating**  
Japanese Oak NF/WNF/MBR/DBR/GY/DGY/BL

**Designer**



Hasegawa Shigeyuki  
Japan



Japanese Oak NF

**Bench 160**

w: 1600 d: 420 h: 430

Japanese Oak

\*Solid wood seat \*Accessory: height adjusters



Nupri means “Mountains” in the Ainu language. The structure and material of the dining chair is designed to support the body comfortably. The wooden frame made of Japanese oak has an integrated form from the backrest to the armrest and legs, as if it is a part of the body.



**Wood coating**  
Japanese Oak NF/WNF/MBR/DBR/GY/DGY/BL

**Designer**



Kita Toshiyuki  
Japan

**Make-it-lower**  
Chair: 10mm 20mm 30mm 40mm



Japanese Oak DGY Tonica LGY/F4

**Armchair  
Armchair H**  
[Image: H type]

w: 590 d: 540  
h: 705 (725)  
sh: 440 (460)  
ah: 645 (665) wt: 6.0

Japanese Oak

\*The figures in the angle brackets express the height of H type.

F1 | F2 | F3 | F4/CL1 | F5/L2 | L3 | L4



The Nupri living collection is designed to provide a comfortable living space in the contemporary high-tech lifestyle. The side tables of the reclining chair are useful for placing smartphones and other personal belongings. The Nupri easy chair's cushion portion and wooden frame make it suitable for providing your body with a comfortable place to sit. The surface of the side table is carved to rise at the edge to prevent things from falling off. All items are available in Japanese oak.



**Wood coating**

Japanese Oak NF/WNF/MBR/DBR/GY/DGY/BL

**Make-it-lower**

Chair, Stool: 10mm 20mm 30mm 40mm

**Fabric and leather**

Fabric / leather available for Reclining Chair

- F3 Ultrasuede
- F4 Tonica
- L3 BQ, MG, KP

**Designer**

Kita Toshiyuki  
Japan



② Japanese Oak BL Tonica LGY/F4



④ Japanese Oak DGY



① Japanese Oak WNF Ultrasuede LGY/F3  
(Headrest and arm: Ultrasuede DGY/F3)



③ Japanese Oak WNF Ultrasuede LGY/F3

F1 | F2 | F3 | F4 | F5/L2 | L3 | L4

**Reclining Chair**  
[Image ①]

w: 1050 d: 785-1100  
h: 1080 sh: 400  
ah: 560  
h4: 370

Japanese Oak							
--------------	--	--	--	--	--	--	--

\*Solid wood side tables \*You can select two different fabrics (in the same grade only) for the headrest and arms. | Limit in fabric / leather |

**Option of selecting two different leathers for the Reclining Chair**

\*You can select two different leathers for the headrest and arms. Only BQ, MG and KP leathers are available.

BQ/MG/KP

F1 | F2 | F3 | F4/CL1 | F5/L2 | L3 | L4

**Lounge Chair**  
[Image ②]

w: 700 d: 695  
h: 765 sh: 430  
ah: 595

Japanese Oak							
--------------	--	--	--	--	--	--	--

**Stool**  
[Image ③]

w: 745 d: 400  
h: 400

Japanese Oak							
--------------	--	--	--	--	--	--	--

**Side Table 65 × 39**  
[Image ④]

w: 645 d: 385 h: 450

Japanese Oak

\*Solid wood top \*Accessory: height adjusters

\*h4: floor-to-side-tabletop height



The table (especially the leg part when seen from the longitude direction of the table) looks like a samurai standing in full dress. Strong and innocent—the concept the designers put in this collection. The grooves of the leg part, expressing the folds of samurai attire, become deeper as they go down so that it looks more expanding and stable. The table is available in square or round shape, and the bench shows up more especially when more than one are lined up at a big hall.

**Wood coating**


Japanese Oak NF/WNF/MBR/DBR/GY/DGY/BL/OFN  
Walnut CW/DBR/OFN

**Make-it-lower**

Bench: 10mm 20mm 30mm 40mm  
Table: 10mm 20mm 30mm

**Dovetail**

Please contact for more details.



Dovetail

**Designer**



Maly Hoffmann Kahleiss  
Germany



① Walnut OFN



② Japanese Oak OFN



③ Walnut OFN



④ Walnut OFN

			without dovetail	with dovetail
<b>Solid Wood Table 240 × 100</b> <b>Solid Wood Table 240 × 100 H</b> [Image ①]	w: 2400 d: 1000 h: 710 (740) h2: 670 (700)	Japanese Oak		
	*Solid wood top *Accessory: height adjusters *Five dovetails if ordered	Walnut		
<b>Solid Wood Table 210 × 95</b> <b>Solid Wood Table 210 × 95 H</b>	w: 2100 d: 950 h: 710 (740) h2: 670 (700)	Japanese Oak		
	*Solid wood top *Accessory: height adjusters *Four dovetails if ordered	Walnut		
<b>Solid Wood Table 180 × 90</b> <b>Solid Wood Table 180 × 90 H</b> [Image ②]	w: 1800 d: 900 h: 710 (740) h2: 670 (700)	Japanese Oak		
	*Solid wood top *Accessory: height adjusters *Four dovetails if ordered	Walnut		
<b>Solid Wood Table 160 × 90</b> <b>Solid Wood Table 160 × 90 H</b>	w: 1600 d: 900 h: 710 (740) h2: 670 (700)	Japanese Oak		
	*Solid wood top *Accessory: height adjusters *Three dovetails if ordered	Walnut		
<b>Round Table 140</b> <b>Round Table 140 H</b> [Image ③]	dia: 1400 h: 710 (740) h2: 670 (700)	Japanese Oak		
	*Solid wood top *Accessory: height adjusters *Three dovetails if ordered	Walnut		
<b>Round Table 120</b> <b>Round Table 120 H</b>	dia: 1200 h: 710 (740) h2: 670 (700)	Japanese Oak		
	*Solid wood top *Accessory: height adjusters *Three dovetails if ordered	Walnut		
<b>Bench 240</b> <b>Bench 240 H</b>	w: 2400 d: 450 h: 420 (450)	Japanese Oak		
	*Solid wood seat *Five dovetails if ordered	Walnut		
<b>Bench 210</b> <b>Bench 210 H</b>	w: 2100 d: 450 h: 420 (450)	Japanese Oak		
	*Solid wood seat *Four dovetails if ordered	Walnut		
<b>Bench 180</b> <b>Bench 180 H</b> [Image ④]	w: 1800 d: 450 h: 420 (450)	Japanese Oak		
	*Solid wood seat *Four dovetails if ordered	Walnut		
<b>Bench 160</b> <b>Bench 160 H</b>	w: 1600 d: 450 h: 420 (450)	Japanese Oak		
	*Solid wood seat *Three dovetails if ordered	Walnut		

\*The figures in the angle brackets express the height of H type. \*Top board: random-match

# BARRINGER

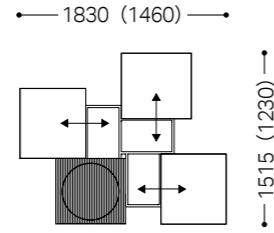


Barringer is a coffee table designed by a Turkish interior designer, Atilla Kuzu, named after the meteor crater in Arizona. It contains three inner compartments with sliding doors. Since its launch in 2002, it has been one of the most popular items especially in the European market. Why not enjoy a fresh brewed morning coffee on this amazing masterpiece?

## Wood coating


Oak NF/WNF/MBR/DBR/GY/DGY/BL  
Walnut CW/DBR

## Size when it opens




\*The figures in the parentheses are sizes of Slide Table CR 100 x 100; 100 x 100 H


## Designer



Atilla Kuzu  
Turkey



① Walnut CW



② Oak NF

Slide Table CR 120 x 120 <small>[Image ①]</small>	w: 1200 d: 1200 h: 205	<table border="1"> <tr><td>Oak</td><td></td></tr> <tr><td>Walnut</td><td></td></tr> </table>	Oak		Walnut	
Oak						
Walnut						
	*Accessory: height adjusters					
Slide Table CR 120 x 120 H	w: 1200 d: 1200 h: 300	<table border="1"> <tr><td>Oak</td><td></td></tr> <tr><td>Walnut</td><td></td></tr> </table>	Oak		Walnut	
Oak						
Walnut						
	*Accessory: height adjusters					
Slide Table CR 100 x 100	w: 1000 d: 1000 h: 205	<table border="1"> <tr><td>Oak</td><td></td></tr> <tr><td>Walnut</td><td></td></tr> </table>	Oak		Walnut	
Oak						
Walnut						
	*Accessory: height adjusters					
Slide Table CR 100 x 100 H <small>[Image ②]</small>	w: 1000 d: 1000 h: 300	<table border="1"> <tr><td>Oak</td><td></td></tr> <tr><td>Walnut</td><td></td></tr> </table>	Oak		Walnut	
Oak						
Walnut						
	*Accessory: height adjusters					

\*Top board: slip-match for oak; book-match for walnut.

# BCTD




Designed by a Danish designer, Michael C. Poulsen, BCTD was named after the concept of "Be Seated." The barstool made of Japanese ash combines unique Danish design with wood processing techniques based on the Japanese craftsmanship. The saddle-like seat allows for comfort in any seating position.

## Wood coating

Japanese Ash NF/WNF/MBR/DBR/GY/DGY/BL

## Footstep Colors



M-GY

S-GY

S-BL

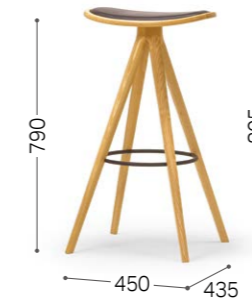
## Make-it-lower

High Stool:  
up to 150 mm in 10 mm increments

## Designer



Michael Poulsen  
Denmark



Japanese Ash NF RK-BL/L2 Footstep: S-GY



		F1	F2	F3	F4/CL1	F5/L2	L3	L4
High Stool	w: 450 d: 435 h: 805 sh: 790 wt: 4.5	Japanese Ash						
		Three colors for available for the footstep						

# FOLD



A cabinet inspired by the concept of light and shadow. Each box is carefully crafted and mounted to each other. Designed by a Japanese designer group, nendo, Fold is made of oak and is recommended to be used as a partition in a spacious area.

## Wood coating

Oak NF/WNF/MBR/DBR/GY/DGY/BL  
PWT


## Designer



nendo Sato Oki  
Japan



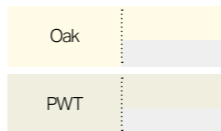
① Oak NF



② PWT

### Shelf 5-3

w: 1415 d: 490 h: 1855



\*Accessory: height adjusters \*The figures in the product names represent the number of rows and columns.

### Shelf 5-2

[Image ①]

w: 950 d: 490 h: 1855

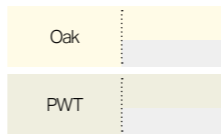


\*Accessory: height adjusters \*The figures in the product names represent the number of rows and columns.

### Shelf 3-3

[Image ②]

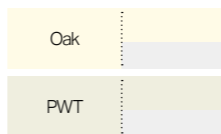
w: 1415 d: 490 h: 1125



\*Accessory: height adjusters \*The figures in the product names represent the number of rows and columns.

### Shelf 3-2

w: 950 d: 490 h: 1125



\*Accessory: height adjusters \*The figures in the product names represent the number of rows and columns.

# Bedroom System bm | Bedroom System bm (22)



A series of modular furniture especially dedicated to making bed room interiors, well-combined with A+ series, our modular combination cabinets. This high-quality series, together with our original mattress, aims to provide a perfect relaxation space and a good night sleep after a long day of work. Available in Oak, Japanese Ash, and Walnut.

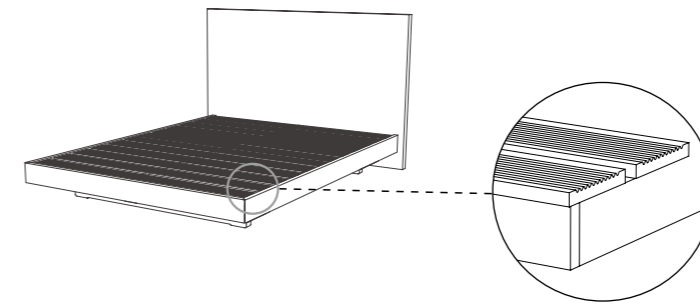
## Wood coating

Japanese Ash NF/WNF/MBR/DBR/GY/DGY/BL  
Oak NF/WNF/MBR/DBR/GY/DGY/BL  
Walnut CW/DBR


## Depth of the bed

Two size available for the bed frame and mattress

## Floor Boards



■ Floor Boards  
\*Floor boards are made of paulownia with corrugated surface.  
\*Splittable







<b>Bed Q M</b>	w: 1640 d: 2060/2010 h: 915 Clearance from the floor: 103	Japanese Ash Oak Walnut
	*The height of the head board can change by an increment of 15 mm from 795 to 915 mm at no additional charge. *A set of a headboard, bed frame, and floor boards *A mattress is not included.	
<b>Bed Q H</b> <small>[Image ①]</small>	w: 1640 d: 2060/2010 h: 1065 Clearance from the floor: 103	Japanese Ash Oak Walnut
	*The height of the head board can change by an increment of 15 mm from 945 to 1065 mm at no additional charge. *A set of a headboard, bed frame, and floor boards *A mattress is not included.	
<b>Bed Q with a drawer on one side L (R) M</b>	w: 2100 d: 2060/2010 h: 915 Clearance from the floor: 103	Japanese Ash Oak Walnut
	*The height of the head board can change by an increment of 15 mm from 795 to 915 mm at no additional charge. *A set of a headboard, bed frame, and floor boards *A mattress is not included.	
<b>Bed Q with a drawer on one side L (R) H</b>	w: 2100 d: 2060/2010 h: 1065 Clearance from the floor: 103	Japanese Ash Oak Walnut
	*The height of the head board can change by an increment of 15 mm from 945 to 1065 mm at no additional charge. *A set of a headboard, bed frame, and floor boards *A mattress is not included.	
<b>Bed Q with drawers on both sides M</b>	w: 2560 d: 2060/2010 h: 915 Clearance from the floor: 103	Japanese Ash Oak Walnut
	*The height of the head board can change by an increment of 15 mm from 795 to 915 mm at no additional charge. *A set of a headboard, bed frame, and floor boards *A mattress is not included.	
<b>Bed Q with drawers on both sides H</b>	w: 2560 d: 2060/2010 h: 1065 Clearance from the floor: 103	Japanese Ash Oak Walnut
	*The height of the head board can change by an increment of 15 mm from 945 to 1065 mm at no additional charge. *A set of a headboard, bed frame, and floor boards *A mattress is not included.	

\*Headboard: random-match


<b>Bed D M</b>	w: 1440 d: 2060/2010 h: 915 Clearance from the floor: 103	Japanese Ash Oak Walnut
	*The height of the head board can change by an increment of 15 mm from 795 to 915 mm at no additional charge. *A set of a headboard, bed frame, and floor boards *A mattress is not included.	
<b>Bed D H</b>	w: 1440 d: 2060/2010 h: 1065 Clearance from the floor: 103	Japanese Ash Oak Walnut
	*The height of the head board can change by an increment of 15 mm from 945 to 1065 mm at no additional charge. *A set of a headboard, bed frame, and floor boards *A mattress is not included.	
<b>Bed D with a drawer on one side L (R) M</b>	w: 1900 d: 2060/2010 h: 915 Clearance from the floor: 103	Japanese Ash Oak Walnut
	*The height of the head board can change by an increment of 15 mm from 795 to 915 mm at no additional charge. *A set of a headboard, bed frame, and floor boards *A mattress is not included.	
<b>Bed D with a drawer on one side L (R) H</b>	w: 1900 d: 2060/2010 h: 1065 Clearance from the floor: 103	Japanese Ash Oak Walnut
	*The height of the head board can change by an increment of 15 mm from 945 to 1065 mm at no additional charge. *A set of a headboard, bed frame, and floor boards *A mattress is not included.	
<b>Bed D with drawers on both sides M</b> <small>[Image ②]</small>	w: 2360 d: 2060/2010 h: 915 Clearance from the floor: 103	Japanese Ash Oak Walnut
	*The height of the head board can change by an increment of 15 mm from 795 to 915 mm at no additional charge. *A set of a headboard, bed frame, and floor boards *A mattress is not included.	
<b>Bed D with drawers on both sides H</b>	w: 2360 d: 2060/2010 h: 1065 Clearance from the floor: 103	Japanese Ash Oak Walnut
	*The height of the head board can change by an increment of 15 mm from 945 to 1065 mm at no additional charge. *A set of a headboard, bed frame, and floor boards *A mattress is not included.	

\*Headboard: random-match



<b>Bed SD M</b>	w: 1240 d: 2060/2010 h: 915 Clearance from the floor: 120	Japanese Ash Oak Walnut
	*The height of the head board can change by an increment of 15 mm from 795 to 915 mm at no additional charge. *A set of a headboard, bed frame, and floor boards *A mattress is not included.	
<b>Bed SD H</b>	w: 1240 d: 2060/2010 h: 1065 Clearance from the floor: 120	Japanese Ash Oak Walnut
	*The height of the head board can change by an increment of 15 mm from 945 to 1065 mm at no additional charge. *A set of a headboard, bed frame, and floor boards *A mattress is not included.	
<b>Bed SD with a drawer on one side L (R) M</b>	w: 1700 d: 2060/2010 h: 915 Clearance from the floor: 120	Japanese Ash Oak Walnut
	*The height of the head board can change by an increment of 15 mm from 795 to 915 mm at no additional charge. *A set of a headboard, bed frame, and floor boards *A mattress is not included.	
<b>Bed SD with a drawer on one side L (R) H</b>	w: 1700 d: 2060/2010 h: 1065 Clearance from the floor: 120	Japanese Ash Oak Walnut
	*The height of the head board can change by an increment of 15 mm from 945 to 1065 mm at no additional charge. *A set of a headboard, bed frame, and floor boards *A mattress is not included.	
<b>Bed S M</b>	w: 1040 d: 2060/2010 h: 915 Clearance from the floor: 120	Japanese Ash Oak Walnut
	*The height of the head board can change by an increment of 15 mm from 795 to 915 mm at no additional charge. *A set of a headboard, bed frame, and floor boards *A mattress is not included.	
<b>Bed S H</b>	w: 1040 d: 2060/2010 h: 1065 Clearance from the floor: 120	Japanese Ash Oak Walnut
	*The height of the head board can change by an increment of 15 mm from 945 to 1065 mm at no additional charge. *A set of a headboard, bed frame, and floor boards *A mattress is not included.	
<b>Bed S with a drawer on one side L (R) M</b>	w: 1500 d: 2060/2010 h: 915 Clearance from the floor: 120	Japanese Ash Oak Walnut
	*The height of the head board can change by an increment of 15 mm from 795 to 915 mm at no additional charge. *A set of a headboard, bed frame, and floor boards *A mattress is not included.	
<b>Bed S with a drawer on one side L (R) H</b>	w: 1500 d: 2060/2010 h: 1065 Clearance from the floor: 120	Japanese Ash Oak Walnut
	*The height of the head board can change by an increment of 15 mm from 945 to 1065 mm at no additional charge. *A set of a headboard, bed frame, and floor boards *A mattress is not included.	

\*Headboard: random-match



Hanger Drawer



● **Bed Pad**

CondeHouse own designed bed pad with luxury softness realized by more than 2 kg of wool.

● **Mattress**

CondeHouse own designed mattress with a super comfortability: high supportability by three rows of pocket spring coils aligned on both edges; 260 mm thickness; two types (hard and soft) available.

<b>Night Stand 45 × 40</b> [Image 3]	w: 450 d: 400 h: 500	Japanese Ash Oak Walnut
	*The backside is also veneered. *Accessory: height adjusters only in the front side	
<b>Hanger Drawer 45 × 31</b> [Image 4]	w: 450 d: 310 h: 140	Japanese Ash Oak Walnut
	*Please contact for more details.	

<b>CH Bed Pad</b> [Image 5 : D type]	S : w: 1000 d: 2000/1950 h: 30 SD : w: 1200 d: 2000/1950 h: 30 D : w: 1400 d: 2000/1950 h: 30 Q-2 : w: 1600 d: 2000/1950 h: 30	S SD D Q-2
	*Length: 2000 or 1950	

<b>CH Mattress Soft (Hard)</b> [Image 6 : D type]	S : w: 1000 d: 2000/1950 h: 260 SD : w: 1200 d: 2000/1950 h: 260 D : w: 1400 d: 2000/1950 h: 260 Q-2 : w: 800 d: 2000/1950 h: 260 × 2	S SD D Q-2
	*Length: 2000 or 1950 *Q-2 is splittable. *The size on the left is for one piece.	



Launched in 1980, Bols sofa immediately became a big hit in the Japanese market. The sofa itself comes with wide arms that can be used as a side table, and with an extra seat cushion that sticks out for back support.

**Wood coating**

Oak NF/WNF/MBR/DBR/GY/DGY/BL

**Designer**

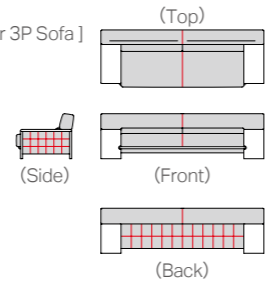
Nagahara Minoru  
(1935-2015)  
Japan

**Leather stitching**

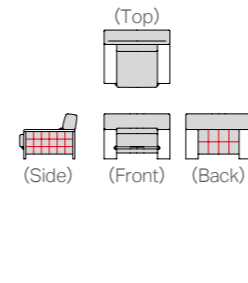


Leather stitching is applied to the following:

- 3P Sofa
  - 2P Sofa
- [The drawing for 3P Sofa]



- Armchair



① Oak DBR RK-BL/L2



② Oak MBR RK-BR/L2



③ Oak MBR RK-BR/L2

		F1	F2	F3	F4/CL1	F5/L2	L3	L4
<b>3P Sofa</b> [Image ①]	w: 2390 d: 840 h: 660 sh: 370 ah: 430	Oak						
		*Solid wood armrest   Leather stitching						
<b>2P Sofa</b>	w: 1790 d: 840 h: 660 sh: 370 ah: 430	Oak						
		*Solid wood armrest   Leather stitching						
<b>Armchair</b> [Image ②]	w: 965 d: 840 h: 660 sh: 370 ah: 430	Oak						
		*Solid wood armrest   Leather stitching						
<b>Stool</b> [Image ③]	w: 800 d: 600 h: 370	Oak						



The dining set from Bols collection consists of a chair and table. The dining chair contains a wider back than other dining collections, providing a relaxed feeling even while dining.

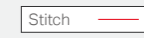
**Wood coating**

Oak NF/WNF/MBR/DBR/GY/DGY/BL

**Make-it-lower**

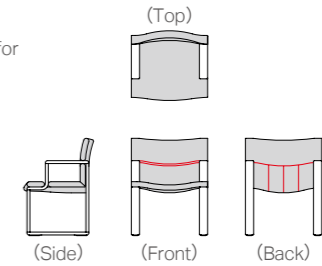
Table: **10mm** **20mm** **30mm**

**Leather stitching**



Leather stitching is applied to the following:

- Armchair
  - Side Chair
- [The drawing for Armchair]



**Designer**

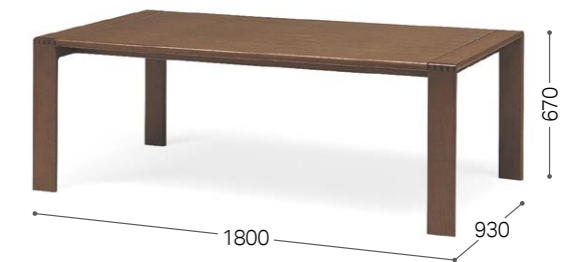
Nagahara Minoru  
(1935-2015)  
Japan



① Oak MBR RK-BR/L2



② Oak MBR RK-BR/L2



③ Oak MBR

		F1	F2	F3	F4/CL1	F5/L2	L3	L4
<b>Armchair</b> [Image ①]	w: 580 d: 530 h: 740 sh: 390 ah: 570 wt: 9.0	Oak						
		Leather stitching						
<b>Side Chair</b> [Image ②]	w: 580 d: 530 h: 740 sh: 390 wt: 8.5	Oak						
		Leather stitching						
<b>Table 210 × 93</b>	w: 2100 d: 930 h: 670 h2: 580 wbl: 1845						Oak	
<b>Table 180 × 93</b> [Image ③]	w: 1800 d: 930 h: 670 h2: 580 wbl: 1545						Oak	
<b>Table 160 × 93</b>	w: 1600 d: 930 h: 670 h2: 580 wbl: 1345						Oak	

\*Top board: slip-match



Mom collection is extension tables that extend by 500 mm, made to be simple and beautiful to fit all kinds of scenarios. It's available in Japanese ash, Japanese oak, and walnut, in all CondeHouse original colors.

**Wood coating**

Japanese Ash NF/WNF/MBR/DBR/GY/DGY/BL  
 Japanese Oak NF/WNF/MBR/DBR/GY/DGY/BL  
 Walnut CW/DBR

**Make-it-lower**

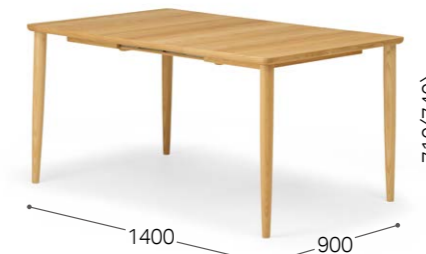
Table: **10mm** **20mm** **30mm**



② Japanese Ash GY



③ Japanese Ash NF



The top board is extendable.



① Japanese Oak WNF



The top board is extendable.

**Round Extension Table 120**  
**Round Extension Table 120 H**  
 [Image ①]

dia: 1200 (w: 1700 d: 1200)  
 h: 710 (740) h1: 680 (710)  
 h2: 620 (650) wbl: 720 (1220)

Japanese Ash	
Japanese Oak	
Walnut	

**Round Extension Table 105**  
**Round Extension Table 105 H**  
 [Image ②]

dia: 1050 (w: 1550 d: 1050)  
 h: 710 (740) h1: 680 (710)  
 h2: 620 (650) wbl: 650 (1150)



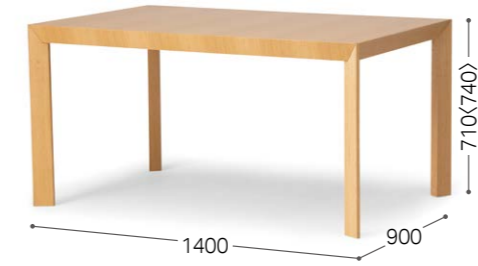
Japanese Ash	
Japanese Oak	
Walnut	

**Extension Table 90 × 90**  
**Extension Table 90 × 90 H**  
 [Image ③]

w: 900 (1400) d: 900  
 h: 710 (740) h1: 680 (710)  
 h2: 620 (650) wbl: 740 (1240)

Japanese Ash	
Japanese Oak	
Walnut	

\*The figures in the parentheses are sizes at the time of extension; ones in the angle brackets express the height of H type. \*Top board: random-match



Oak NF

An extension table that doesn't look that way because it's extended on the edge. The two additional tabletops stored under the main tabletop allow the table to extend twice up to 2500 mm (in case of the original size of 1600 mm) to accommodate more people. It has been widely used in many different scenarios since 2009.

Wood coating

Oak NF/WNF/MBR/DBR/GY/DGY/BL  
Walnut CW/DBR

Make-it-lower

Table: 10mm 20mm 30mm

Designer



Yoshino Toshiyuki  
Japan



Grain



The top board is extendable.

Extension Table 160 × 90  
Extension Table 160 × 90 H

w: 1600 (2050/2500) d: 900 h: 710 <740>  
h2: 620 <650> wbl: 1450 (1900/2350)

Oak	
Walnut	

\*Accessory: height adjusters for the extendable-side legs

Extension Table 140 × 90  
Extension Table 140 × 90 H

w: 1400 (1850/2300) d: 900 h: 710 <740>  
h2: 620 <650> wbl: 1250 (1700/2150)

Oak	
Walnut	

\*Accessory: height adjusters for the extendable-side legs

\*The figures in the parentheses are sizes at the time of extension; ones in the angle brackets express the height of H type. \*Top boards: book-match



Linus collection is another masterpiece designed by Sture Eng. The high-back lounge chair is designed to fully support your back, enabling you to relax to the fullest. Since its launch in 2007, it has been one of the most popular living room chairs among our lounge chairs.

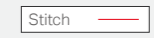
**Wood coating**

Japanese Oak NF / WNF / MBR / DBR / GY / DGY / BL  
Walnut CW / DBR

**Make-it-lower**

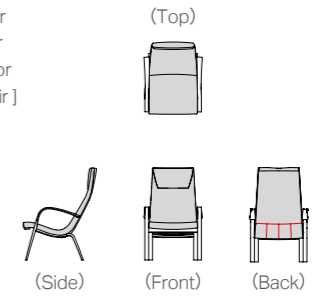
Chair, Stool: **10mm** | **20mm** | **30mm** | **40mm**

**Leather stitching**



Leather stitching is applied to the following:

- Highback Chair
- Lowback Chair [The drawing for Highback Chair]



**Designer**



Sture Eng  
Sweden



① Japanese Oak NF Linova OR/F3



② Japanese Oak NF MG-LGY/L3



③ Japanese Oak GY Blend LGY/F2

		F1	F2	F3	F4/CL1	F5/L2	L3	L4
<b>Highback Chair</b> [Image ①]	Japanese Oak							
	Walnut							
Leather stitching								
<b>Lowback Chair</b> [Image ②]	Japanese Oak							
	Walnut							
Leather stitching								
<b>Stool</b> [Image ③]	Japanese Oak							
	Walnut							



Lavender is a fusion of Japanese wood crafting skills and European modern design. Designed by Noboru Nakamura, it consists of a cushion that covers the whole back, providing comfort from top to bottom. It's a chair that matches well widely with CondeHouse desks and tables.

**Wood coating**

Japanese Oak NF/WNF/MBR/DBR/GY/DGY/BL  
Walnut CW/DBR

**Make-it-lower**

Chair: 10mm 20mm 30mm 40mm

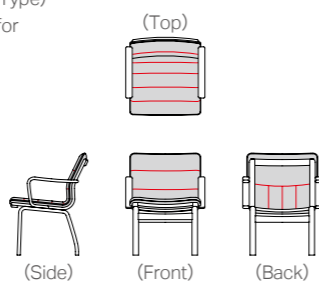
\*Excluding R Type

**Leather stitching**



Leather stitching is applied to the following:

- Armchair
  - Side Chair
  - Armchair (S)
  - Side Chair (S)
  - Armchair (R Type)
  - Side Chair (R Type)
- [The drawing for Armchair]



**Designer**



Nakamura Noboru  
Japan



① Japanese Oak NF BQ-BR/L3



③ Japanese Oak NF MG-CGY/L3



⑤ Japanese Oak MBR Jan GY/F2



② Walnut CW MG-BL/L3



④ Japanese Oak NF MG-CGY/L3



⑥ Japanese Oak NF MG-KGY/L3

		F1	F2	F3	F4/CL1	F5/L2	L3	L4
<b>Armchair</b> [Image ①]	w: 600 d: 580 h: 805 sh: 455 ah: 620 wt: 8.5	Japanese Oak						
	Leather stitching	Walnut						
<b>Side Chair</b> [Image ②]	w: 540 d: 580 h: 805 sh: 455 wt: 7.0	Japanese Oak						
	Leather stitching	Walnut						
<b>Armchair (S)</b> [Image ③]	w: 560 d: 580 h: 805 sh: 455 ah: 620 wt: 8.0	Japanese Oak						
	Leather stitching	Walnut						
<b>Side Chair (S)</b> [Image ④]	w: 500 d: 580 h: 805 sh: 455 wt: 6.5	Japanese Oak						
	Leather stitching	Walnut						
<b>Armchair (R type)</b> [Image ⑤]	w: 690 d: 670 h: 765 (855) sh: 405 (495) ah: 575 (665) wt: 14.0	Japanese Oak						
	*Accessory: wheels; lifting and rocking mechanism   Leather stitching	Walnut						
<b>Side Chair (R type)</b> [Image ⑥]	w: 690 d: 670 h: 765 (855) sh: 405 (495) wt: 13.5	Japanese Oak						
	*Accessory: wheels; lifting and rocking mechanism   Leather stitching	Walnut						

\*The figures in the parentheses are the maximum height.

# LAPIS



Lapis was one of the winners of the International Furniture Design Competition in Asahikawa back in 1996, and was soon decided to bring out to the market due to its popularity. Designed by a Finnish designer group, Sirkka and Timo Saarnio, this stackable chair is as light as three kilograms, composed of only three parts: a backrest with beautiful grains, ergonomic seating to fit the body line, and sturdy legs to firmly support the body weight.

## Wood coating

Japanese Birch NF/WNF/MBR/DBR/GY/DGY/BL

## Fabric and leather

Fabric / leather unavailable for the items on this page

F4 Vina

F5 All the fabrics in grade F5

CL1-L4 All the leathers

## Make-it-lower

Chair: **10mm** **20mm** **30mm** **40mm**

## Designer



Sirkka & Timo Saarnio  
Finland



① Japanese Birch NF Ultrasuede GY/F3



② Japanese Birch NF



③ MDF

		F1	F2	F3	F4
<b>Stacking Chair (Upholstered Seat)</b> [Image ①]	w: 420 d: 515 h: 820 sh: 460 wt: 4.5	Japanese Birch			
	*Stackable up to 4   Limit in fabric / leather				
<b>Stacking Chair (Wooden Seat)</b> [Image ②]	w: 420 d: 515 h: 820 sh: 440 wt: 4.0		Japanese Birch		
	*Stackable up to 4				
<b>Dolly</b> [Image ③]	w: 560 d: 765 h: 385			MDF	
	*Stackable up to 10				

# RIPPLE



Ripple is a beautiful product that is inspired by the ocean. The solid-wood surface of the board is designed to look like waves. This is a low board that comes with the combination of upper flap doors and bottom drawers.

## Wood coating

Japanese Oak WTMNF/WTMWNF/WTMMBR/WTMDBR/WTMGY/WTMDGY/WTMBL  
/BLMNF/BLMWNF/BLMMBR/BLMDBR/BLMGY/BLMDGY/BLMBL  
Walnut WTCW/WTMDBR/BLMCW/BLMDBR

\*Wood and finish are indicated as follows: Front board wood + main unit finish + front board finish



① Japanese Oak WTMNF



Tray

<b>Lowboard 180</b> [Image ①]	w: 1800 d: 450 h: 450	Japanese Oak
	*Solid wood front board *The backside is also veneered. *Accessory: height adjusters; two trays (w: 405 d: 155 h: 50) *Upper compartments have flap doors; bottom drawers.	Walnut
<b>Lowboard 160</b>	w: 1600 d: 450 h: 450	Japanese Oak
	*Solid wood front board *The backside is also veneered. *Accessory: height adjusters; two trays (w: 355 d: 155 h: 50) *Upper compartments have flap doors; bottom drawers.	Walnut





Riki Windsor is a traditional British chair that is redesigned by Riki Watanabe based on the Japanese physique and lifestyle. The arms of the chair go through the seat plate, eventually reaching the legs. It is a masterpiece that combines both Japanese beauty and traditional wood crafting techniques.

**Wood coating**

Japanese Oak NF/WNF/MBR/DBR/GY/DGY/BL

**Make-it-lower**

Chair: 10mm 20mm 30mm 40mm

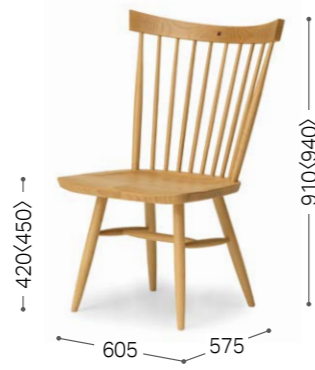
**Designer**



Watanabe Riki  
(1911-2013)  
Japan



① Japanese Oak NF



② Japanese Oak NF



**Armchair**  
Armchair H  
[Image ①]  
w: 630 d: 575 h: 910 (940) sh: 420 (450)  
ah: 620 (650) wt: 6.5  
\*Solid wood seat



**Side Chair**  
Side Chair H  
[Image ②]  
w: 605 d: 575 h: 910 (940) sh: 420 (450)  
wt: 6.0  
\*Solid wood seat



\*The figures in the angle brackets express the height of H type.



Riki Rocker is a Japanese style rocking chair created by the legendary Japanese designer, Riki Watanabe. The drawing proposed by Riki Watanabe had the perfect balance in just one go. The chair is designed to be lower than regular rockers and is paired with a thick seat cushion. It's a fine quality rocker that is perfect for nursing.



**Wood coating**

Japanese Oak NF/WNF/MBR/DBR/GY/DGY/BL

**Make-it-lower**

Stool: 10mm 20mm 30mm 40mm

**Designer**

Watanabe Riki  
(1911-2013)  
Japan




① Japanese Oak NF BQ-BL/L3




② Japanese Oak NF BQ-BL/L3

		F1	F2	F3	F4/CL1	F5/L2	L3	L4
<b>Riki Rocker</b>	w: 685 d: 755 h: 1050 sh: 360 ah: 560	Japanese Oak						


**Cushion (Head and Back) for Riki Rocker**



(as an example)  
**Riki Rocker with Cushion (Head and Back)**  
[Image ①]



**Riki Rocker Stool**  
[Image ②]  
w: 540 d: 380  
h: 410






Riki bench is a solid wood bench designed by Riki Watanabe. The slit design of the legs is elaborated, and the seat is carved into a curved shape to ensure comfort.

**Wood coating**

Japanese Oak NF/WNF/MBR/DBR/GY/DGY/BL

**Designer**

Watanabe Riki  
(1911-2013)  
Japan



① Japanese Oak NF

**Bench 177**

[Image ①]

w: 1770 d: 430 h: 390



\*Solid wood seat

**Bench 150**

w: 1500 d: 430 h: 390



\*Solid wood seat



Designed by a Swedish designer, Sture Eng, Runt Om is one of the most popular chairs made by CondeHouse. Since the launch 45 years ago, this light and stackable chair has been redesigned several times to reach its full potential, and consequently still used widely in residences and public facilities.

**Wood coating**

Japanese Ash NF/WNF/MBR/DBR/GY/DGY/BL  
Japanese Oak NF/WNF/MBR/DBR/GY/DGY/BL  
Walnut CW/DBR

**Make-it-lower**

Chair, Stool: **10mm 20mm 30mm 40mm**

Table: **10mm 20mm 30mm**


**Leather stitching**



You can make it no-stitching with additional charge. Leather stitching is applied to the following:

- Chair (Upholstered Seat)
  - Chair H (Upholstered Seat)
  - Stool (Upholstered Seat)
  - Stool H (Upholstered Seat)
- [The drawing for Chair (Upholstered Seat) ]

Additional charge



**Designer**



Sture Eng  
Sweden



① Japanese Ash NF Jan BU/F2



② Japanese Oak NF



③ Japanese Oak NF Tonica DGY/F4



④ Japanese Oak DBR



⑤ Japanese Oak NF

		F1	F2	F3	F4/CL1	F5/L2	L3	L4
<b>Chair (Upholstered Seat)</b> <b>Chair H (Upholstered Seat)</b> [Image ①]  *Stackable up to 4	w: 555 d: 475 h: 740 <sup>(760)</sup> sh: 435 <sup>(455)</sup> ah: 670 <sup>(690)</sup> wt: 4.5	Japanese Ash						
		Japanese Oak						
		Walnut						
<b>Chair (Wooden Seat)</b> <b>Chair H (Wooden Seat)</b> [Image ②]  *Stackable up to 4	w: 555 d: 475 h: 740 <sup>(760)</sup> sh: 420 <sup>(440)</sup> ah: 670 <sup>(690)</sup> wt: 4.0						Japanese Ash	
							Japanese Oak	
								Walnut
<b>Stool (Upholstered Seat)</b> <b>Stool H (Upholstered Seat)</b> [Image ③]  *Stackable up to 4	w: 410 d: 410 h: 435 <sup>(455)</sup> wt: 3.5	Japanese Ash						
		Japanese Oak						
		Walnut						
<b>Stool (Wooden Seat)</b> <b>Stool H (Wooden Seat)</b> [Image ④]  *Stackable up to 4	w: 410 d: 410 h: 425 <sup>(445)</sup> sh: 420 <sup>(440)</sup> wt: 3.0						Japanese Ash	
							Japanese Oak	
								Walnut
<b>Round Table 110</b> <b>Round Table 110 H</b> [Image ⑤]	dia: 1100 h: 710 <sup>(740)</sup> h1: 680 <sup>(710)</sup> h2: 620 <sup>(650)</sup> wbl: 455						Japanese Oak	
								Walnut

\*The figures in the angle brackets express the height of H type.



① Walnut CW RK-NL/L2



② Japanese Ash NF Blend LGY/F2



③ Japanese Oak DBR MG-CGY/L3

Designed by Yoshimitsu Asakura. The beautiful wood grain on the back of the chair is what Leggero represents. It's made of Japanese ash, and the seat cover is detachable for easier maintenance.

**Wood coating**

Japanese Ash NF/WNF/MBR/DBR/GY/DGY/BL  
Japanese Oak NF/WNF/MBR/DBR/GY/DGY/BL  
Walnut CW/DBR

**Make-it-lower**

Chair: 10mm 20mm 30mm 40mm

**Covering seat**

The seat upholstery is removable for easy maintenance.



**Leather stitching**



You can make it no-stitching with additional charge. Leather stitching is applied to the following:

- Armchair
- Armchair H
- Side Chair
- Side Chair H
- Side Chair (S)
- Side Chair (S) H
- Covering seat [The drawing for Side Chair]

Additional charge

(Top)



(Side)



(Front)

**Designer**



Asakura Yoshimitsu  
Japan

	F1	F2	F3	F4/CL1	F5/L2	L3	L4
<b>Armchair</b> Armchair H [Image ①]	w: 565 d: 535 h: 800 (825) sh: 435 (460) ah: 635 (660) wt: 5.0		Japanese Ash				
			Japanese Oak				
			Walnut				
			Only covering seat				
Leather stitching   Covering seat							
<b>Side Chair</b> Side Chair H [Image ②]	w: 550 d: 535 h: 800 (825) sh: 435 (460) wt: 4.5		Japanese Ash				
			Japanese Oak				
			Walnut				
			Only covering seat				
Leather stitching   Covering seat							
<b>Side Chair (S)</b> Side Chair (S) H [Image ③]	w: 500 d: 525 h: 800 (825) sh: 435 (460) wt: 4.5		Japanese Ash				
			Japanese Oak				
			Walnut				
			Only covering seat				
Leather stitching   Covering seat							

\*The figures in the angle brackets express the height of H type.



CondeHouse's original accessory collection is here to make your life more relaxed and comfortable. K-type cushions are designed by a Hokkaido-born designer, Kajihara Kanako, based on Japanese flowers.

## The special fabrics for Cushion K

The special fabrics for Cushion K are selected from the collection of Kanako Kajihara, a textile designer from Hokkaido. The three fabrics are suggestive of Hokkaido nature, and unique especially in three-dimensional texture developed by the printing and heatshrinking process. You can combine two different fabrics.



- \*These fabrics are available only for Cushion K.
- \*Dry-cleanable
- \*Please contact for pattern arrangement.
- \*White cloth is put in between the fabrics for design.

## Microfiber cushion

Microfiber allows deep laid-back but is less subject to deformation.



# Others



① KTLGY+KRDBG



② KFWT+KRDBG



③ KFWT+KTLGY



### Cushion K 65 × 50

[Image ①]

650 × 500

- \*Upholstered only with the special fabric (see below for more details)
- \*Microfiber cushion

### Cushion K 45 × 45

[Image ②]

450 × 450

- \*Upholstered only with the special fabric (see below for more details)
- \*Microfiber cushion

### Cushion K 50 × 30

[Image ③]

500 × 300

- \*Upholstered only with the special fabric (see below for more details)
- \*Microfiber cushion

# ACCESSORY COLLECTION



④ Like DGY/F3



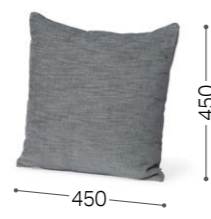
⑤ Like YE/F3



⑥ Tonica BU/F4



⑦ Bentley GY/F5



⑧ Maple DBG/F3



⑨ Ultrasuede LGY/F3



⑩ BQ-RBR/L3



⑪ BQ-BR/L3



⑫ GR-BE/L4



⑬ BQ-BR/L3



⑭ GR-BE/L4



⑮ BQ-GBE/L3



⑯ MR-WT/CL1



⑰ GR-BE/L4

		F1	F2	F3	F4/CL1	F5/L2	L3	L4
<b>Cushion C 65 × 50</b> [Image ④]	650 × 500							
		*The fabric patterns of the front and back run across. *Microfiber cushion						
<b>Cushion C 45 × 45</b> [Image ⑤]	450 × 450							
		*The fabric patterns of the front and back run across. *Microfiber cushion						
<b>Cushion C 50 × 30</b> [Image ⑥]	500 × 300							
		*The fabric patterns of the front and back run across. *Microfiber cushion						
<b>Cushion 50</b> [Image ⑦]	500 × 500							
		*Microfiber cushion						
<b>Cushion 45</b> [Image ⑧]	450 × 450							
		*Microfiber cushion						
<b>Cushion 35</b> [Image ⑨]	350 × 350							
		*Microfiber cushion						
<b>Leather Cushion (a) 40</b> [Image ⑩]	400 × 400							
		*Microfiber cushion						
<b>Leather Cushion (a) 30</b> [Image ⑪]	300 × 300							
		*Microfiber cushion						
<b>Leather Cushion 40</b> [Image ⑫]	400 × 400							
		*Shredded urethane cushion						
<b>Round Leather Cushion 80</b> [Image ⑬]	dia: 800							
		*Shredded urethane cushion						
<b>Round Leather Cushion 45</b> [Image ⑭]	dia: 450							
		*Shredded urethane cushion						
<b>Roll Cushion</b> [Image ⑮]	480 × dia: 180							
		*Microfiber cushion						
<b>Round Seat Leather Cushion 41</b> [Image ⑯]	dia: 410							
		*Microfiber cushion						
<b>Seat Leather Cushion (R)</b> [Image ⑰]	505 × 415							
		*Microfiber cushion						

# M COLLECTION



M Collection is commercializing the grand prize winning item of the International Furniture Design Competition in Asahikawa, full of unique Japanese beauty concepts. CondeHouse original colors are available for you to mix and match with other furniture collection.

## Wood coating

Japanese Ash NF/WNF/MBR/DBR/GY/DGY/BL

## M COLLECTION

M collection is the items made by MÖBEL TOKO, and made of Japanese ash in CondeHouse standard colors.

## MÖBEL TOKO

An Asahikawa-based furniture manufacturer with a long experience to make modular cabinets and other items winning IFDA awards.

<http://mobeltoko.co.jp>



① Japanese Ash WNF



② Japanese Ash MBR



Drawer

### Half Chair Op.1

[Image ①]

w: 490 d: 340 h: 705 sh: 440 wt: 3.0

Japanese Ash

### Half Chair Op.1 (with Drawer)

[Image ②]

w: 490 d: 340 h: 705 sh: 440 wt: 3.5

Japanese Ash

\*Accessory: a drawer



③ Japanese Ash GY



④ Japanese Ash WNF



⑤ Japanese Ash GY



⑥ Japanese Ash NF

### SORAHE Original

[Image ③]

w: 900 d: 350 h: 1900

Japanese Ash

### SORAHE Small

[Image ④]

w: 730 d: 350 h: 1540

Japanese Ash

### SORAHE Tower 190

[Image ⑤]

w: 350 d: 350 h: 1900

Japanese Ash

### SORAHE Tower 154

[Image ⑥]

w: 350 d: 350 h: 1540

Japanese Ash

# C COLLECTION



C Collection consists of beautiful hand-crafted products made of solid wood that will enrich your lifestyle. Popular items such as dress racks and coat stands are finished in CondeHouse original colors.

## Wood coating

Japanese Ash NF/WNF/MBR/DBR/GY/DGY/BL

## C COLLECTION

C collection is the items made by cosine, and made of Japanese ash in CondeHouse standard colors.

## cosine

They offer long-life wooden furniture and household goods, such as sofas, tables, clocks, crafts, etc. with enthusiasm of using every last piece of wood.

<https://www.cosine.com>



# cosine



① Japanese Ash BL



② Japanese Ash NF

### High Stool

[Image ①]

w: 360 d: 270 h: 545 sh: 530 wt: 2.5

Japanese Ash

\*Solid wood seat

### Mine Stool

[Image ②]

w: 360 d: 360 h: 435 sh: 415 wt: 3.5

Japanese Ash

\*Solid wood seat



③ Japanese Ash GY



④ Japanese Ash DBR



⑤ Japanese Ash WNF

### Dress Rack

[Image ③]

w: 755 d: 410 h: 1490

Japanese Ash

### Dress Rack (Wide)

w: 1045 d: 460 h: 1485

Japanese Ash

### Coat Stand Fioretto

[Image ④]

w: 450 d: 450 h: 1870

Japanese Ash

\*The hook parts are pivotable.

### Coat Stand Branch

[Image ⑤]

w: 440 d: 440 h: 1785

Japanese Ash





# Information

[Product History](#)

[Maintenance](#)

[CondeHouse Factory](#)

[Materials](#)

[Wood & Finish](#)

[Fabric](#)

[Leather](#)

[Shop & Office](#)

[Item List Index](#)

# Product History

## 1968-1977

More than 50 years

Alp LD 1972



More than 45 years

Golfer Salon (N) \* 1973  
Golfer Dining (N) \*  
Runt Om



## 1978-1982

More than 40 years

Lavender Dining (21) \* 1979  
Bols Living 1980  
Bols Dining  
Riki Rocker 1982



## 1983-1992

More than 35 years

Riki Windsor 1983



## 1993-2002

More than 25 years

Sori 1996  
Ippongi 1997  
Twist



More than 20 years

Lapis 1998  
Riki Bench  
Shoji 2001  
RS Sofa 2002  
Eclipse Living



## 2003-2012

More than 10 years

Eclipse 2003  
Stripe  
Stripe Bedroom  
Barringer



Quodo Living (15) \* 2004



Quiet Living (21) \* 2005  
Leggero Dining



Nami Bench 2006

tosai LUX Living (18) \* 2007  
tosai LUX  
Linus Living



tosai LUX System 2008



WING LUX Living 2009  
WING LUX LD  
SP Table  
OT Table  
Gerbera Living (21) \*  
TL Table  
Moov Dining

ATILLA LUX Living 2010  
ATILLA LUX  
SESTINA LUX Living (17) \*  
SESTINA LUX (17) \*  
Bedroom System bm (21) \*  
BARCA LUX



WING LUX 2011



Furniture has three kinds of life time: of materials, configuration, and design. For longer material life, it is important to select good wood and to dry and mill it appropriately. For longer configuration life, robustness needs to be focused. For longer design life, timeless beauty and usefulness are required. In addition, we are giving importance to maintenanceability as well so that customers can keep on using our furniture until the next generation wood is ready.

Kiilla Dining (18) \*  
Canyon Dining  
Sled Dining  
Hakama Dining

2012



Korento Dining 2018  
Ten Living  
KINA LUX



## 2013-2022

Less than 10 years

Splinter Dining 2013  
Splinter  
Challenge Dining  
BCTD  
Fold  
MOLA LUX Living



Challenge Living 2014  
MOLA LUX



KAMUY LUX Living 2015  
KAMUY LUX Dining  
SPLINTER LUX Dining  
TACK LUX Living  
Mom Dining  
Ripple



Kyobashi Dining 2020  
CL Table  
TL Table (20)



SL Table 2021  
San Dining  
Select Furniture A+  
Jingu Living  
Jingu Dining  
Aatos Dining

Ten Dining (21) \* 2016



RB Table 2017  
Ten  
YUKAR LUX Living



AIMA Dining 2022  
KARI Dining



\*The figures shown to the right of the product names are launch years. Items with \* mark have been redesigned after release.

# Maintenance



## How to place furniture

Place furniture as flatly as possible in order to prevent strength deterioration, breakage, and collateral damages. Don't forget to set up adjusters for furniture in case they are installed. When moving furniture, be careful not to damage paint or make dents.

## Direct sunlight and heat

Direct sunlight may deteriorate the color of natural materials: wood, fabric, and leather. Heat and extreme dry conditions may warp wood.

## How to maintain furniture

Wooden furniture is vulnerable to water or moisture. Wipe softly with a dry cloth and don't rub hard in order to avoid scars. When it's dirty, wipe with a squeezed wet cloth and then with a dry one. Don't use volatile liquids such as benzene, alcohol, or thinner in order to avoid color deterioration.

## How to maintain fabric

Pad softly and vacuum dust coming onto the surface. When it's stained, pad softly with a cloth firmly squeezed after being soaked in a neutral detergent, wipe with a squeezed wet cloth, and finish with a dry cloth.

## How to maintain leather

Wipe with a dry cloth as needed. Don't rub too hard to prevent a clog of dust in pores; don't use oil cloth to prevent stains. Vacuum-clean with a soft brush regularly.

## How to maintain cushions

Padding softly and pulling into shape prevent cushions from wrinkling and losing shape.

# CondeHouse Factory

The head office of CondeHouse with our development, administrative and marketing divisions is located in Asahikawa, Hokkaido, next to the factories. We also maintain close ties with other factories for certain types of specialty work. Flexible and consistent production is assured through small-lot production using a system that covers every step from acquiring materials to machining, assembly, and shipping. This system also offers customers the advantage of quick turnaround on custom orders and other special orders.



## Timber factory

The water content rates of wood are controlled to be appropriate as material for furniture. The rates are controlled by master craftspeople who know everything about wood. This is the beginning place for our production.

## North factory

This factory is for cabinets, tables, and even detailed custom made products, where large machines are installed, so that big panels of up to 1.5 m x 3.0 m can be processed.

## East factory

Master craftspeople manipulate state-of-the-art machines in our factories, where substantial synergy is provided. Every single wood is different, and therefore, each wood is processed appropriately to its characteristics.

## Upholstery factory

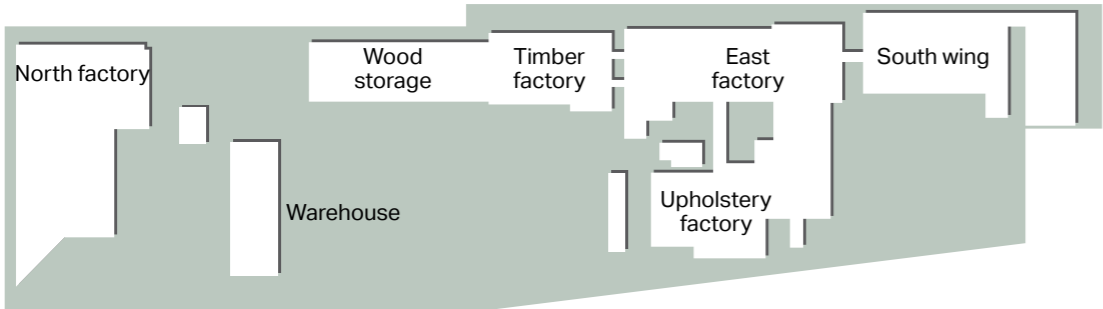
A large variation of fabrics is offered for chairs and sofas, and the lineup is regularly refreshed, reflecting the international trend of interior design. In addition, leather suitable for different applications is also offered.

## IPPONGI

IPPONGI was launched in 1997. At this oldest factory used since the establishment of CondeHouse, more importance is laid to traditional techniques. Only small number of selected craftsmen are deployed, and they have been making furniture with their long experience in wood working.

## Restoration lab

Fortunately enough, we have many customers who want to use our products long even after the products are damaged or stained. The Restoration lab responds to such requests. Our experienced craftsmen listen to customers' requests and restore long-used furniture accordingly. Nothing pleases craftsmen more than their products are long used.



Site area:  
30,900 square meters

Construction area:  
11,030 square meters

Total floor space:  
24,980 square meters

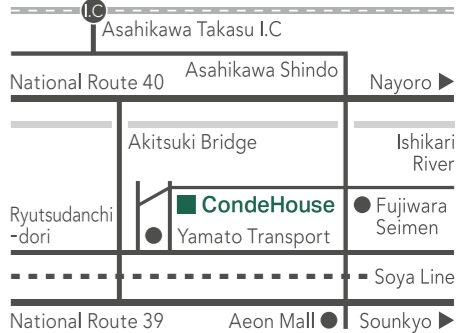


## CondeHouse Co., Ltd. Head Office & Factory

2-6 Nagayama Kita Asahikawa  
Hokkaido 079-8509 Japan

Representative:  
Tel +81 (0)166-47-1188  
Fax +81 (0)166-49-2225

International Division:  
Tel +81 (0)166-56-0409



# Materials



## Wood

### Grain

We cannot gain a lot of straight grain part from one tree. Places where branches once grew become gnarls, and the grains of such places wave. We place these wood characters efficiently on the surface of furniture so that they look attractive.

### Surrounding environmental effect

Exposed to direct sunlight or hot air from heater, wood may suffer from color change or small splinters. Even so, it makes a comeback by repair.

### Color

Even though lumber boards are taken from the same wood, the color of the boards may vary for their places of the wood: outside or inside; upper or bottom.

### Aging changes

Wood (especially solid wood) keeps on moving after processed into furniture. Table top boards of solid wood may warp or break. Even so, they can continue to be used by repair.

### Damages

Solid wood furniture may be dented by impact or burned by heat. Even after such damages, it can continue to be used by repair: dents by steam heating; burnt places by whittling and painting.

## Grain

### Random match


Wood planks or veneer sheets are joined at random, of which expressive surface patterns require craftspeople for high skills and an eye for beauty.

### Book match

Two pieces of wood planks or veneer sheets with similar surface patterns are arranged side by side to look like a book opened, which makes surface patterns look more dynamic by grains running symmetrically.

### Slip match

The most simple but beautiful repeating surface pattern is produced by arranging in order wood planks or veneer sheets facing in the same direction. In most cases, straight grain planks or veneer sheets are preferred.



## Fabric

### Carefully selected materials

Cotton with dry feel, breathing linen, and regenerated fiber, rayon, well known for its beautiful glow. They are the main materials used for the upholstery of our furniture and cushions. We carefully select those materials for comfortability, design, etc. The sum of such small considerations will make a big difference.

### Wide variation

Fabric collections varying in color, pattern, texture, etc. Some of them may just look simple and basic at first glance, but a closer look will show complex woven patterns, brightness, etc. By combining those fabric collections with our options of wood and its color coating, the attractiveness of our products will expand in the three styles: North noble; Simple & Natural; Advanced classic.



## Leather

### Bits of knowledge about leather

Hide is tanned into leather. A close look at the surface of leather shows many scars and wrinkles called natural marks. Leather can be divided into two types by surface treatment: full grain leather (RK, BQ, MG, KS, KP, and GR); corrected grain leather (MR).

The six CondeHouse leather collections are appropriately and characteristically painted or embossed for the texture and maintainability.

### Paint

There are two major paints for leather: pigment and aniline. Pigment coats the surface of leather, while aniline penetrates inside. These two paints are mixed for the leather collection of CondeHouse so that texture, concealment of natural marks, and maintainability can keep a balance at a higher level.

### Texture

In terms of texture, leather can be divided into two types: smooth and emboss. Natural marks are expressed in the smooth type while they are concealed in the emboss type. They are not better-or-worse but just different.


# Wood & Finish




Japanese Ash NF



Japanese Ash WNF



Japanese Ash MBR



Japanese Ash DBR



Japanese Ash OFN



Japanese Ash GY



Japanese Ash DGY



Japanese Ash BL




Japanese Birch NF



Japanese Birch WNF




Japanese Birch MBR




Japanese Birch DBR



Japanese Birch OFN




Japanese Birch GY



Japanese Birch DGY




Japanese Birch BL



Japanese Oak NF




Japanese Oak WNF




Japanese Oak MBR



Japanese Oak DBR



Japanese Oak OFN



Japanese Oak NWT




Japanese Oak GY



Japanese Oak DGY




Japanese Oak BL



Oak NF



Oak WNF



Oak MBR



Oak DBR



Oak OFN



Oak GY



Oak DGY



Oak BL



Walnut CW




Walnut DBR



Walnut OFN



Cherry WL



PWT




PDG




PBL



REM



WTM



BLM

\*The application of wood and finish differs depending on items.

\*OFN is oil-finish.

\*The images may be different in color from real ones.

\*Japanese Oak

Oak is likely to have tiger stripes; especially Japanese oak is more. Other natural marks may also appear on top boards, backrests, arms, etc., which is intentionally designed for beautiful harmony.

\*Japanese Birch

Japanese Birch is a tree locally grown in Hokkaido. The heartwood is red; the sapwood is white. Here at CondeHouse, we use both heartwood and sapwood. Consequently, their mixed natural colors make our furniture look unique.

# Fabric

0 10 20 30cm

## Grade Chart


F1



Grain GY / F1  
👉Ⓞ




Grain DGY / F1  
👉Ⓞ



Grain BL / F1  
👉Ⓞ



Persia BR / F1  
👉Ⓞ



Persia LGY / F1  
👉Ⓞ



Persia CGY / F1  
👉Ⓞ

F2




Syuro DBR / F2  
Ⓞ



Syuro BU / F2  
☆Ⓞ



Syuro LGY / F2  
☆Ⓞ



Jan BU / F2  
Ⓞ



Jan GY / F2  
Ⓞ



Blend LBE / F2  
👉Ⓞ



Blend LGN / F2  
👉Ⓞ



Blend PN / F2  
👉Ⓞ




Blend LGY / F2  
👉Ⓞ


F3



☆  
Ultrasuede LGY / F3  
👉Ⓞ \* 3366



☆  
Ultrasuede GY / F3  
👉Ⓞ \* 3367



☆  
Ultrasuede DGY / F3  
👉Ⓞ \* 5789




☆  
Sultan GN / F3  
Ⓞ




Sultan RE / F3  
Ⓞ



☆  
Sultan BU / F3  
Ⓞ



☆  
Maple BR / F3  
Ⓞ \* 232



☆  
Maple DBR / F3  
Ⓞ \* 362




☆  
Maple DBG / F3  
Ⓞ \* 762



Like YE / F3  
👉Ⓞ



☆  
Like DGY / F3  
👉Ⓞ



☆  
Like NV / F3  
👉Ⓞ



☆  
Linova OR / F3



☆  
Linova BU / F3

👉 Only hand-washable in lukewarm water (40 degrees celsius or less)

Ⓞ Dry-cleanable

\* Maker part number


Fabrics with are always in-stock and possible to be provided in the shortest lead time.  
Please contact for the availability of the other fabrics.

The images may be different in color from real ones.

Please see the scale above for the confirmation of fabric patterns.


The vertical direction of images conforms to the depthwise direction of chairs and sofas.

# Fabric




## Grade Chart


F4



Sarmassa LGY / F4



Sarmassa GY / F4



Tonica BU / F4



Tonica LGY / F4




Tonica DGY / F4



Vina LBE / F4



Biro GN / F4




Biro GY / F4



Magnolia GY / F4



Rivie LBR / F4




Rivie YE / F4




Rivie BG / F4


F5



Avance BR / F5



Kokyu BR / F5



Kokyu RBR / F5



Fine GY / F5



Bentley BR / F5



Bentley GY / F5



Bentley BL / F5

## About KOKYU, CondeHouse original fabric

This is an original fabric developed by CondeHouse and a Hokkaido-born designer, Kanako Kajiwara. It is made from Japanese raw materials in Japan for sustainability. We aim at an unique fabric that connects you to the nature of Hokkaido. Part of the fabric is made of the wood chips of Hokkaido oak trees produced in our furniture production.



Kajihara Kanako



- ☞ Only hand-washable in lukewarm water (40 degrees celsius or less)
- © Dry-cleanable
- ※ Maker part number

Fabrics with are always in-stock and possible to be provided in the shortest lead time. Please contact for the availability of the other fabrics.

The images may be different in color from real ones.  
Please see the scale above for the confirmation of fabric patterns.  
The vertical direction of images conforms to the depthwise direction of chairs and sofas.



# Leather

## Grade Chart


CL1



MR-WT / CL1



MR-LBR / CL1




MR-DBR / CL1



MR-BL / CL1

L2




RK-NL / L2




RK-BR / L2



RK-DBR / L2



RK-RB / L2



RK-BL / L2


L3



BQ-GBE / L3



BQ-BR / L3



BQ-DBR / L3




BQ-RBR / L3



BQ-RE / L3



BQ-DBU / L3




BQ-BL / L3



MG-GBE / L3



MG-LGY / L3



MG-KGY / L3



MG-CGY / L3



MG-BL / L3




KS-LGY / L3



KS-BL / L3



KP-DBR / L3



KP-LGY / L3

L4



GR-BE / L4 (note)



GR-DBR / L4 (note)



GR-DRE / L4 (note)



GR-BL / L4 (note)

### Leather grade

- CL1 MR Painted and embossed medium thick leather which improves maintainability by stain- and damage- proof design.
- L2 RK Painted and embossed thick leather which improves maintainability by stain- and damage- proof design, and is suited for sofas.
- L3 BQ Semi aniline finished and shrink processed leather.
- L3 MG Pigment and embossed leather, thick and soft but resistant to fouling and scratches; greyish color is available.
- L3 KS Smooth type painted leather which improves maintainability by stain- and damage- proof design, and is suited for sofas.
- L3 KP The new leather is good in texture and maintainable due to natural wrinkle finish and fine-particle pigment.
- L4 GR Aniline finished and natural shrink processed leather.

\*Fabrics with are always in-stock and possible to be provided in the shortest lead time. Please contact for the availability of the other fabrics.

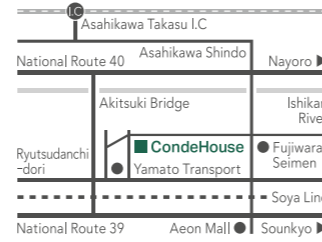
\*Leathers with "note" are made-to-order. Check the delivery time beforehand.

Natural leather requires daily maintenance. Please see p. 324.  
Some items have limits on fabric / leather application.

# Shop & Office

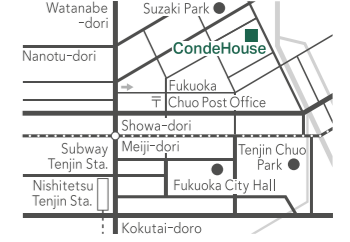
## CondeHouse Asahikawa

2-6 Nagayama Kita Asahikawa Hokkaido 079-8509  
Tel +81 (0) 166・47・9911 Fax +81 (0) 166・48・3100



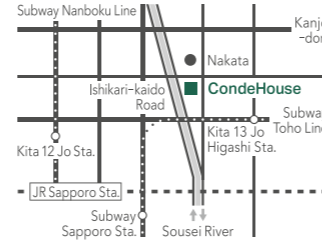
## CondeHouse Fukuoka Office

Office NEW GAEA NIKKO Tenjin 303  
4-8-25 Tenjin Chuo-ku Fukuoka 810-0001  
Tel +81 (0) 92・732・1333 Fax +81 (0) 92・732・1335



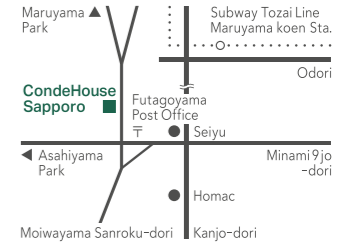
## CondeHouse Dooh

N-bldg. 2/3F  
1-15 Higashi 1 Kita 13 Higashi-ku Sapporo 065-0013  
Tel +81 (0) 11・743・4401 Fax +81 (0) 11・743・4402 [office]  
Tel +81 (0) 11・743・4445 Fax +81 (0) 11・743・4446 [shop]



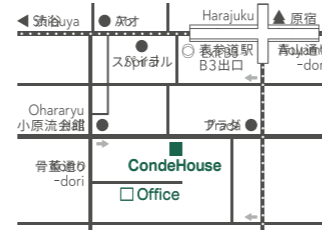
## CondeHouse Sapporo

CondeHouse Sapporo Co., Ltd.  
4-1-10 Futagoyama Chuo-ku Sapporo 064-0946  
Tel +81 (0) 11・511・0305 Fax +81 (0) 11・511・0505 [office]  
Tel +81 (0) 11・511・0303 [shop]



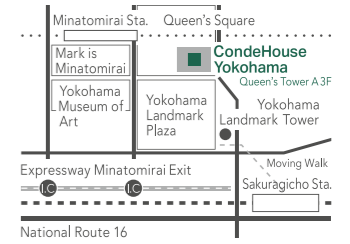
## CondeHouse Tokyo Shop

Uchida-bldg. 1/2F  
5-4-46 Minami-Aoyama Minato-ku Tokyo 107-0062  
Tel +81 (0) 3・5931・1188 Fax +81 (0) 3・5931・1189



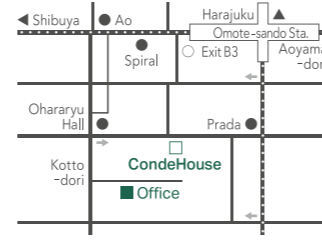
## CondeHouse Yokohama

CondeHouse Yokohama Co., Ltd.  
Queen's Tower A3F  
2-3-1 Minatomirai Nishi-ku Yokohama 220-600  
Tel +81 (0) 45・682・5588 Fax +81 (0) 45・682・5585



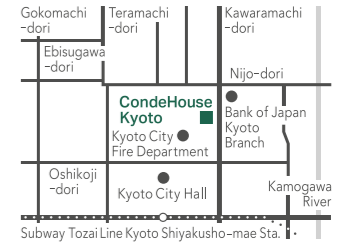
## CondeHouse Tokyo Open Office Office

Imari Minami-Aoyama-bldg. 1F  
5-4-29 Minami-Aoyama Minato-ku Tokyo 107-0062  
Tel +81 (0) 3・5931・8221 Fax +81 (0) 3・5931・8222 [Tokyo Office]  
Tel +81 (0) 3・5931・8220 Fax +81 (0) 3・5931・8222 [Contract Division]



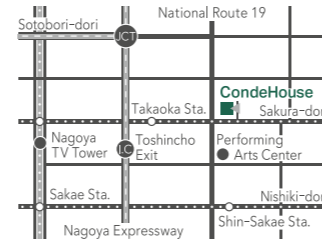
## CondeHouse Kyoto

Kyoto CondeHouse Co., Ltd.  
Cloto-bldg. 1F  
376 Ichinofunairi-cho Kawaramachi-dori Nijo-Sagaru  
Nakagyo-ku Kyoto 604-0924  
Tel +81 (0) 75・251・0223 Fax +81 (0) 75・251・0224



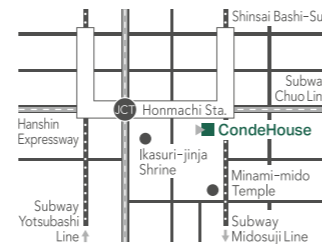
## CondeHouse Nagoya

Daiichi Fuji-bldg. 1F  
35-16 Daikancho Higashi-ku Nagoya 461-0002  
Tel +81 (0) 52・559・3331 Fax +81 (0) 52・559・3332



## CondeHouse Osaka

Osaka Midosuji-bldg. 1F  
4-1-3 Kyutaro-machi Chuo-ku Osaka 541-0056  
Tel +81 (0) 6・6253・6678 Fax +81 (0) 6・6253・6680



## Overseas bases

### CondeHouse U.S.A.

3001 Red Hill Avenue, Suite 3-108  
Costa Mesa, CA 92626 U.S.A.

Tel +1(1) 949・247・7777  
Fax +1(1) 949・247・7799

www.condehouse.com



### CondeHouse Europe

Im Sinderfeld 8, 56072 Koblenz Germany

Tel +49 (0) 261・94239731  
Fax +49 (0) 261・94239733

www.condehouse.de



# Item List Index

## Category

### Chairs Item List

AATOS	190
AIMA	192
ALP	194
WING <small>LUX</small>	110
EIGHT <small>LUX</small>	121
KAMUY <small>LUX</small>	124
KARI	204
KIILA	208
KYOBASHI	210
CRUST	218
KOTAN	222
GOLFER	234
KORENTO	231
SAN	236
JINGU	240
SPLINTER	252
SPLINTER <small>LUX</small>	134
SORI	255
TACK <small>LUX</small>	142
CHALLENGE	256
TEN	264
tosai <small>LUX</small>	144
NUPRI	279
BARCA <small>LUX</small>	158
BCTD	285
BOLS	292
LINUS	298
LAPIS	302
LAVENDER	300
RIKI	304
RUNT OM	307
LEGGERO	310

### Tables Item List

RB TABLE	184
ATILLA <small>LUX</small>	107
IPPONGI	174
WING <small>LUX</small>	110
ECLIPSE	196
SL TABLE	198
SP TABLE	200
OT TABLE	202
GERBERA	206
KAMUY <small>LUX</small>	124
KINA <small>LUX</small>	131
CANYON	207
QUODO	212
CRUST	218
KOTAN	222
KORENTO	231
CL TABLE	238
JINGU	240
SPLINTER	252
SLED	244
SESTINA <small>LUX</small>	136
TL TABLE	260
TEN	264
NUPRI	279
HAKAMA	282
BARRINGER	284
BOLS	292
MOM	294
MOOV	296
MOLA <small>LUX</small>	160
YUKAR <small>LUX</small>	166
RUNT OM	307
ONE <small>LUX</small>	170

### Sofas & Ottomans Item List

RS SOFA	188
ATILLA <small>LUX</small>	107
ALP	194
WING <small>LUX</small>	110
ECLIPSE	196
KAMUY <small>LUX</small>	124
KINA <small>LUX</small>	131
QUIET	219
QUODO	212
SESTINA <small>LUX</small>	136
TEN	264
tosai <small>LUX</small>	144
BOLS	292
MOLA <small>LUX</small>	160
YUKAR <small>LUX</small>	166

### Benches Item List

WING <small>LUX</small>	110
TEN	264
NAMI	278
HAKAMA	282
RIKI	304

### Cabinets Item List

ATILLA <small>LUX</small>	107
IPPONGI	174
WING <small>LUX</small>	110
ECLIPSE	196
SHOJI	243
STRIPE	248
SESTINA <small>LUX</small>	136
TWIST	259
TEN	264
tosai <small>LUX</small>	144
FOLD	286
MOLA <small>LUX</small>	160
RIPPLE	303

### Others Item List

ACCESSORY COLLECTION	313
M COLLECTION	316
C COLLECTION	318
STRIPE	248
SPLINTER	252
Select Furniture A+	181
Bedroom System bm	287

# Item List Index

A-K	Item List
AATOS	190
AIMA	192
ALP	194
ATILLA <small>[LUX]</small>	107
BARCA <small>[LUX]</small>	158
BARRINGER	284
BCTD	285
Bedroom System bm	287
BOLS	292
CANYON	207
CHALLENGE	256
CL TABLE	238
CRUST	218
ECLIPSE	196
EIGHT <small>[LUX]</small>	121
FOLD	286
GERBERA	206
GOLFER	234
HAKAMA	282
IPPONGI	174
JINGU	240
KAMUY <small>[LUX]</small>	124
KARI	204
KIILA	208
KINA <small>[LUX]</small>	131
KOTAN	222
KORENTO	231
KYOBASHI	210

L-S	Item List
LAPIS	302
LAVENDER	300
LEGGERO	310
LINUS	298
MOLA <small>[LUX]</small>	160
MOM	294
MOOV	296
NAMI	278
NUPRI	279
ONE <small>[LUX]</small>	170
OT TABLE	202
QUIET	219
QUODO	212
RB TABLE	184
RIKI	304
RIPPLE	303
RS SOFA	188
RUNT OM	307
SAN	236
SESTINA <small>[LUX]</small>	136
SLED	244
SL TABLE	198
SHOJI	243
SORI	255
SP TABLE	200
SPLINTER	252
SPLINTER <small>[LUX]</small>	134
STRIPE	248

T-W	Item List
TACK <small>[LUX]</small>	142
TEN	264
TL TABLE	260
tosai <small>[LUX]</small>	144
TWIST	259
YUKAR <small>[LUX]</small>	166
WING <small>[LUX]</small>	110

Others	Item List
ACCESSORY COLLECTION	313
M COLLECTION	316
C COLLECTION	318
Select Furniture A+	181

Contents	
CondeHouse Story	4
CondeHouse Style	6
• North Noble	8
• Simple & Natural	42
• Advanced Classic	68
Contribution to Society	89
Discription for the Item List	104

Information	
Product History	322
Maintenance	324
CondeHouse Factory	326
Materials	328
Wood & Finish	330
Fabric	332
Leather	336
Shop & Office	338

• The images in this catalog may be slightly different in color from actual products due to the printing inks.

• The products shown are as of April 1, 2022. Product designs and specifications are subject to change for the product improvement.

• Please contact for more details.

## CondeHouse Co., Ltd.

2-6 Nagayama Kita Asahikawa  
Hokkaido 079-8509 Japan

Representative:  
Tel +81 (0)166-47-1188  
Fax +81 (0)166-49-2225

International Division:  
Tel +81 (0)166-56-0409

2022.4



[condehouse.co.jp](http://condehouse.co.jp)