

# Collection Catalogue 2024

From  
Hokkaido  
with care  
& respect









CondeHouse Style





ともにつくる暮らし。カンディハウス。

**We build furniture by the forest, with a keen sense of gratitude for what nature has given us.**

The beautiful forests of Hokkaido are the starting point of everything CondeHouse is.

We use Hokkaido wood for as much of our work as possible, using every last piece of wood to create items that will be part of your daily life for years to come. Treating the forest well is at the heart of everything we do.

**Excellent designs come from the creator's hard work and willingness to accept challenges.**

In our factories, cutting-edge processing tools are operated alongside elaborate handcrafting.

CondeHouse's factory is a sophisticated culmination of manual work and technology, developed through a series of ventures into new forms of production. That's why designers around the world know that "if anyone can do it, CondeHouse can!"

**Craftsmanship that shares Japanese aesthetics with the world.**

Respect for nature and consideration for people are important Japanese values,

and we have applied these principles to our craftsmanship throughout all of our years in business.

The heart of Japan is reflected in our gentle shapes and intricate functions, and we believe that these values enable us to make everyone's life better.

From  
Hokkaido  
with care  
& respect





a long time.

of craftsmanship.

e more comfortable.

# Contents

CondeHouse Style	2
CondeHouse Story	4
Contribution to Society	7
Materials	10
Type of Woods	12
About CondeHouse Products	14
Products History	16
About Contract Business	18
CondeHouse Collection	20
Products Assorted	21
Description for the Item List	40
Item List	42
Information	265
Wood & Finish	266
Fabric	269
Leather	272
Maintenance	274
Shop & Office	276
Index	278







# Contribution to Society



We aim to continue to make furniture in harmony with nature.  
This is our corporate philosophy made at the time of founding in 1968,  
based on the idea that wooden furniture manufacturing requires natural resources.  
In this time and age when the global environmental problem continues to intensify,  
we reaffirm the significance of the philosophy.

Every single tree should be used up to the end.  
On top of that, we have switched from using imported wood to local grown wood  
in order to lower the energy consumption of transportation.

CondeHouse will continue to produce beautiful and sturdy furniture,  
while reducing the burden on the environment.





## Environmental load reduction

Green procurement law was established in 2000, by which the Japanese government has tried to support the development of eco-friendly society through obligating public agencies to procure eco-friendly products. Some of CondeHouse products are put in the database of the Green Purchasing Network.



## Reliable and safe products

VOC (volatile organic compounds) emission and its human impact have become a big social problem, and the Japanese government has established laws and standards to regulate VOC. CondeHouse regulates itself according to the government regulations.



## Certificate of Japan Furniture Industry Development Association (JFA)

CondeHouse is certified by Japan Furniture Industry Development Association (JFA) as a manufacturer fulfilling the JFA requirements for quality furniture.



Certificate number  
JFA-00018

※ Please access the following URL for the requirements set by JFA.  
<https://www.jfa-kagu.jp/en/>



## Development of forest and culture

### Tree planting for the future generations


Healthy nature growing healthy trees is the foundation of our business. It is our standard to reduce the burden on the environment and to protect the health of customers. The total number of oak trees we've planted so far amounts to 50000. CondeHouse has been planting trees for over 20 years, and will continue to do that for the future generations.



## Wood

### The features of wood


Every single tree from the forest has its own natural marks. The heartwood and sapwood almost never share the same color, and no wood shares the same trait. Here at CondeHouse, we utilize such marks given from the nature to make pieces of furniture look more beautiful.



## Leather stitching

### The coexistence of beauty and efficiency

We use natural leather. Some of them may have natural marks that are the living proof of the animals. We leave such marks and apply stitching to the leather upholstery of some dining chairs and sofas, in order to use leather more efficiently.



# Materials



## Fabric

### Carefully selected materials

Cotton with dry feel, breathing linen, and regenerated fiber, rayon, well known for its beautiful glow. They are the main materials used for the upholstery of our furniture and cushions. We carefully select those materials for comfortability, design, etc. The sum of such small considerations will make a big difference.

### Wide variation

Fabric collections varying in color, pattern, texture, etc. Some of them may just look simple and basic at first glance, but a closer look will show complex woven patterns, brightness, etc. By combining those fabric collections with our options of wood and its color coating, the attractiveness of our products will expand in the three styles: North noble; Simple & Natural; Advanced classic.



## Leather

### Bits of knowledge about leather

Hide is tanned into leather. A close look at the surface of leather shows many scars and wrinkles called natural marks. Leather can be divided into two types by surface treatment: full grain leather (RK, MG, KP, BQ and GR); corrected grain leather (EN and MR).

The seven CondeHouse leather collections are appropriately and characteristically painted or embossed for the texture and maintainability.

### Paint

There are two major paints for leather: pigment and aniline. Pigment coats the surface of leather, while aniline penetrates inside. These two paints are mixed for the leather collection of CondeHouse so that texture, concealment of natural marks, and maintainability can keep a balance at a higher level.

### Texture

In terms of texture, leather can be divided into two types: smooth and emboss. Natural marks are expressed in the smooth type while they are concealed in the emboss type. They are not better-or-worse but just different.



## Wood

### Grain

We cannot gain a lot of straightgrain part from one tree. Places where branches once grew become gnarls, and the grains of such places wave. We place these wood characters efficiently on the surface of furniture so that they look attractive.

### Surrounding environmental effect

Exposed to direct sunlight or hot air from heater, wood may suffer from color change or small splinters. Even so, it makes a comeback by repair.

### Color

Even though lumber boards are taken from the same wood, the color of the boards may vary for their places of the wood: outside or inside; upper or bottom.

### Aging changes

Wood (especially solid wood) keeps on moving after processed into furniture. Table top boards of solid wood may warp or break. Even so, they can continue to be used by repair.


### Damages

Solid wood furniture may be dented by impact or burned by heat. Even after such damages, it can continue to be used by repair: dents by steam heating; burnt places by whittling and painting.



## Vertical joint for the effective use of short but good-quality wood materials

As the demand for Hokkaido hardwood lumber increases both domestically and abroad, securing wood materials with sufficient length is becoming increasingly difficult. In addition, splits may occur especially at the cross section during the process of furniture making like drying, cutting, etc. The split pieces are shortened, and even if they are good in quality, thickness, grain, etc. for table tops, we can't use them because they are not long enough. CondeHouse, therefore, has been searching for a way to fully utilize these precious natural resources and arrived at "vertical joint" by which short pieces of wood turns into long solid table tops in high demand.



# Type of Woods

## Japanese Ash

A broadleaf tree of the Oleaceae family. It is distributed in the northern area of Japan, the Korean Peninsula, China, Sakhalin, and Siberia. It is a ring-porous tree with large conduits arranged in a circular pattern at the boundaries of the annual rings, and the rings are clearly defined. The heartwood is brown, and the sapwood is light yellowish-white. It has the best trunk straightness among hardwoods, is easy to work, and has long been used as structural and bridge timber because of its strength, and also used as furniture material for its beautiful grain and evenness.



## Japanese Oak

A broadleaf tree of the Fagaceae family. It's ring-porous tree with distinct grains. The heartwood is grayish brown, variegated on the straight grain surface. It is used for furniture, whiskey barrels, and flooring because it's heavy, hard, durable, water-resistant, and not prone to distortion. It is distributed in Japan, Russia, China, and other countries, and is called "Hokkaido Oak" when it is produced in Hokkaido.




## Japanese Elm

A tall deciduous tree of the Elm family, widely distributed throughout Japan, the Korean Peninsula, China, Sakhalin, and Siberia. It grows naturally in Hokkaido. Its maximum height is over 30 m, and its diameter may exceed 1 m. The light brown heartwood and yellowish-white sapwood are both dull in color and have clearly defined boundaries. The ring-porous timber has a beautifully distinct grain. The wood is rather heavy and tough, making it suitable for curved timbers. It is also used in a wide range of applications, such as for vehicles, furniture, construction materials, etc.



## Japanese Sen

A broad leaf tree of the Araliaceae family. It is distributed in Japan, the Korean Peninsula, China, and Russia. Hokkaido is known as its main production area. The border between the light grayish-brown heartwood and the light yellowish-white sapwood is indistinct, and the overall color of the wood is light. The grain is straight and coarse, and the wood is light, soft, and easy to work. The surface is shiny, and some types of wood have wavy or reduced grain patterns. It is widely used as a material for building interiors, furniture, and musical instruments, and is especially famous as a material for high-grade plywood.



## Kokonoki no Kagu Hokkaido Project

### Active use of local wood

Furniture manufacturers in Hokkaido have expanded the usage of wood from Hokkaido. CondeHouse has been using locally grown trees on both original and new products. At this point over 70% of our furniture are made of Hokkaido trees. Please see the product page for more details.




## Japanese Cherry

A broad leaf tree of the Rosaceae family, distributed in Japan (Northern Honshu and Hokkaido), the Kuril Islands, Sakhalin, and Northeastern China. The heartwood is reddish brown, and the sapwood is light yellowish brown or yellowish white with a clear boundary. It has moderate hardness and strength, and the bark is dense and uniform. It is excellent in terms of material, color, and workability, and has a wide range of uses, like a material for high-grade furniture, fixture, musical instruments, and carvings.



## Japanese Birch

A broad leaf tree of the Birch family, distributed in Japan (Northern Honshu and Hokkaido). The heartwood is light reddish brown, and the sapwood is yellowish white with a clear boundary. There is little difference between earlywood and latewood in grain, and the annual rings are not particularly obvious. It is widely used for gymnasium floors because of its abrasion resistance and stability. The growth of the wood varies greatly depending on the conditions of the growing region. The ones with dark reddish heartwood are called and valued as a rare and precious material. In Hokkaido, monarch birch, with more distinct white sapwood, dominates.




## Walnut

It is a deciduous broad leaf tree of the Walnut family. The heartwood is purple brown or chocolate brown, and the sapwood is grayish brown. It is popular as a high-grade furniture material and used as a gunstock material because of its beautiful color and grain, as well as its toughness, durability, and low tendency to distort. It is also called black walnut or western walnut.



## Beech

A deciduous broad leaf tree of the Beech family. Both heartwood and sapwood are white or light pink. The large radial tissue inside the wood trunk shows dark sesame-like dots on the cross grain face and tiger stripes on the straight grain face. It is a heavy timber with good workability, glueability, paintability, and surface finish. It is suitable for bending because of its tenacity and resistance to splitting, and is widely used for furniture, especially for chairs and tables.



## Proper use of forest resources

Illegal logging has been long said to cause deforestation. CondeHouse uses logs certified by PEFC (the Programme for the Endorsement of Forest Certification) and FSC (Forest Stewardship Council), and is registered as a wood-related business entity of the Clean Wood Act. We always make full use of wood to the last small piece and produce safe and long-life furniture.

※ Please access the following URL for more information.  
<https://www.rinya.maff.go.jp/j/riyou/goho/english/english-index.html>





# About CondeHouse Products



## Wood finish


Our wood coating is prepared to be transparent to emphasize the natural grain and color of wood. The color portfolio is unified to each wood so that our items from different collections can be coordinated for various styles of rooms.



## Replaceable seat covers

### Detachable seat cover for long life

By adopting covering seats, customers can change seat upholstery very easily as seasons change or for room rearrangement. That makes seat upholstery more durable at the same time. When a seat cover is dirty, simply detach it and preform maintenance.



## Water repellent finish

Pearl Tone (TM) is a water-repellent finish, often used for Japanese kimono. Now, it is evolved to Pearl Tone (HG) for furniture upholstery, stain-proof in addition to improving water-repellence, but makes almost no change in the texture of upholstery fabric.



## Chair height customization

Seat height is very important. You cannot feel comfortable with a chair with inappropriate seat height. We cut chair legs according to customers' requests. Additionally, we response to other diverse requests such as cutting table legs, changing table top size, etc.



## Restoration

### Repair (this service is only provided within Japan)

In order to keep sustainability of the wood industry, it's important to use wood at the same rate of tree growth. We re-upholster or re-paint trade-in furniture, and also emphasize the maintainability of our products to make repair easier.



## Recycling

### Trade-in and resale (this service is only provided within Japan)

Now that nearly half a century has passed since we started business, there are many customers replacing their old furniture with new ones from our lineup again. We trade-in, repair, and resell such old furniture as vintage products.





# Products History

## 1968 -1978

More than 50 years

Alp LD 1972  
Golfer Salon (N) \* 1973  
Runt Om



## 1979 -1994

More than 45 years

Lavender Dining (21) \* 1979



40年以上

Bols Living 1980  
Bols Dining  
Riki Rocker 1982



## 1995 - 2004

More than 25 years

Sori 1996  
Ippongi 1997  
Twist



More than 20 years

RS Sofa 2002  
Eclipse Living  
Stripe 2003  
Barringer  
Quodo Living (15) 2004



## 2005 -2014

More than 10 years

Quiet Living (21) \* 2005  
Leggero Dining



tosai LUX Living (18) \* 2007  
Linus Living  
WING LUX Living  
WING LUX LD  
Gerbera Living (21) \*  
TL Table  
Moov Dining



ATILLA LUX Living 2010  
ATILLA LUX  
SESTINA LUX Living (17) \*  
SESTINA LUX (17) \*  
Bedrom System bm (21) \*  
BARCA LUX  
WING LUX 2011



Kila Dining (18) \* 2012  
Canyon Dining  
Sled Dining  
Hakama Dining





Furniture has three kinds of life time: of materials, configuration, and design. For longer material life, it is important to select good wood and to dry and mill it appropriately. For longer configuration life, robustness needs to be focused. For longer design life, timeless beauty and usefulness are required. In addition, we are giving importance to maintenanceability as well so that customers can keep on using our furniture until the next generation wood is ready.

Splinter Dining  
Splinter  
Challenge Dining  
BCTD  
Fold  
MOLA LUX Living  
Challenge Living  
MOLA LUX

2013



2014



# 2015 - 2023

## Less than 10 years

KAMUY LUX Living  
KAMUY LUX Dining  
SPLINTER LUX Dining  
TACK LUX Living  
Mom Dining

2015



2016  
2017

Ten Dining (21) \*  
RB Table  
Ten  
YUKAR LUX Living



Korento Dining  
Ten Living  
KINA LUX

2018



EIGHT LUX Dining  
Crust  
Kotan  
Nupri Living  
Nupri Dining  
ONE LUX Dining

2019



Kyobashi Dining  
CL Table  
TL Table (20)

2020



SL Table  
San Dining  
Select Furniture A+  
Jingu Living  
Jingu Dining  
Aatos Dining

2021



AIMA Dining  
KARI Dining  
FOUR  
KYU  
FLAN Living

2022



AIMA Living  
TUB  
SLAT  
IKOR Living

2023



※ The figures shown to the right of the product names are launch years. Items with \* mark have been redesigned after release.





## Interior design proposals from our experience of more than 50 years

Since 1968, CondeHouse has completed many projects not just in Japan but also across the globe, ranging from interior design planning to construction. We design furniture that can be used in, including but not limited to, homes, offices, shops, hotels, medical and public facilities. Please visit our website for more details.

### Planning

If you have trouble in designing your own space, let CondeHouse help you. We not only produce chairs, sofas, and tables but also customize furniture based on your needs. Our interior design team will assist you and complete your dream space.

### Customizing

If the regular items do not satisfy your needs, do not worry. CondeHouse provides customized service to meet all your demands. To ensure the highest quality, all the customized items will be made in our factory.





Company F  
Photography: Goro Mizukami



Aoyagi (Restaurant)  
Photography: Production BECAUSE



REVZO Toranomon  
Photography: Kenta Hasegawa



Hokkaido Prefectural Assembly Building  
Photography: Goro Mizukami

## Corporate page

CondeHouse has launched “CondeHouse for Contract Business,” a web page for corporate customers on its official website. In addition to the images of construction examples by category and information on the use of Hokkaido timber, you can download 2D/3D data of the products.

In the web page, there’s an inquiry form for corporations and design firms, etc., and the staff of the Contract Division will respond promptly.





CondeHouse Collection



Dining Armchairs

WING LUX LD

Item List P.51

NN AC SN

Covering Seat



AIMA Dining

Item List P.115

NN



SPLINTER LUX Dining

Item List P.75

NN



KARI Dining

Item List P.141

NN AC



SPLINTER Dining

Item List P.191

NN

SW



CHALLENGE Dining

Item List P.197

NN AC



EIGHT LUX Dining

Item List P.63

AC NN



TEN Dining (21)

Item List P.206

NN

Wooden Seat



KAMUY LUX Dining

Item List P.66

SN NN

SW



LEGGERO Dining

Item List P.253

NN

Covering Seat





## KORENTO Dining

Item List P.170

SN NN

Wooden Seat



## KYOBASHI Dining

Item List P.149

NN

Covering Seat



## LAVENDER Dining (21)

Item List P.247

SN AC



## JINGU Dining

Item List P.181

AC NN



## NUPRI Dining

Item List P.219

SN NN



## ALP LD

Item List P.125

SN



## BOLS Dining

Item List P.239

AC



## WING LUX LD

Item List P.51

NN AC SN

Covering Seat



## KOTAN

Item List P.162

NN SN

Wooden Seat

Linoleum

Stackable



## RUNT OM

Item List P.251

SN

Wooden Seat

SW

Stackable



## SAN Dining

Item List P.177

NN





## Dining Side Chairs

### CHALLENGE Dining

Item List P.197

NN AC



### KARI Dining

Item List P.141

NN AC



### KAMUY LUX Dining

Item List P.66

SN NN

SW



### SLAT

Item List P.193

AC NN

SW



### LEGGERO Dining

Item List P.253

NN

Covering Seat



### EIGHT LUX Dining

Item List P.63

AC NN



### KIILA Dining (18)

Item List P.145

NN SN

Wooden Seat

Stackable



### AATOS Dining

Item List P.112

SN

Wooden Seat

Stackable



### KORENTO Dining

Item List P.170

SN

Wooden Seat



### KYOBASHI Dining

Item List P.149

NN SN

Covering Seat





## LAVENDER Dining (21)

Item List P.247

SN AC



## JINGU Dining

Item List P.181

AC NN



## BOLS Dining

Item List P.239

AC



## Work Chairs

### FOUR

Item List P.228

NN



## LAVENDER Dining (21)

Item List P.247

SN AC



## Dining Stools

### KOTAN

Item List P.162

NN SN

Wooden Seat

Linoleum

Stackable



### CRUST

Item List P.156

SN

SW



### RUNT OM

Item List P.251

SN

Wooden Seat

SW

Stackable





## KOTAN

Item List P.163

NN | SN

Wooden Seat

Linoleum



## AATOS Dining

Item List P.113

SN

Wooden Seat

Stackable



## JINGU Dining

Item List P.181

AC | NN



## AIMA Dining

Item List P.115

NN



## KYU

Item List P.147

NN



## CRUST

Item List P.156

SN

SW



## BCTD

Item List P.232

NN





### TEN Dining (21)

Item List P.208

NN  
SW  
EX



### HAKAMA Dining

Item List P.224

AC NN  
SW



### SL TABLE

Item List P.138

NN  
SW



### IPPONGI

Item List P.107

AC  
SW



### CANYON Dining

Item List P.143

NN  
SW



### SLED Dining

Item List P.186

NN  
SW



### KORENTO Dining

Item List P.171

SN  
SW



### TL TABLE (20)

Item List P.202

SN NN  
SW



### WING LUX LD

Item List P.55

NN SN



### TL TABLE

Item List P.200

SN NN



### WING LUX LD

Item List P.54

NN



### CL TABLE

Item List P.174

SN NN



### MOOV Dining

Item List P.243

NN

EX



### KAMUY LUX Dining

Item List P.67

SN NN



### KOTAN

Item List P.166

NN SN

Linoleum



### MOM Dining

Item List P.241

SN

EX





## RB TABLE

Item List P.118

AC NN  
SW



## ONE LUX Dining

Item List P.103

AC NN  
SW



## KOTAN

Item List P.164

NN SN  
Linoleum



## HAKAMA Dining

Item List P.225

AC NN  
SW



## High Tables

## RB TABLE

Item List P.119

AC NN  
SW



## KOTAN

Item List P.168

NN SN  
Linoleum



## TEN Dining (21)

Item List P.211

NN  
SW



### KAMUY LUX Living

Item List P.69

SN NN



### WING LUX Living

Item List P.58

NN AC SN

Covering Seat



### tosai LUX Living (18)

Item List P.87

NN AC



### AIMA Living

Item List P.116

NN



### JINGU Living

Item List P.179

AC NN



### CHALLENGE Living

Item List P.198

NN AC



### LINUS Living

Item List P.245

NN SN



### FLAN Living

Item List P.231

SN NN



### NUPRI Living

Item List P.221

SN AC



### TACK LUX Living

Item List P.83

AC





## KINA LUX

Item List P.73

SN
AC



## BARCA LUX

Item List P.89

AC



## RIKI Rocker

Item List P.248

SN
AC



## SORI

Item List P.194

SN



## GOLFER Salon (N)

Item List P.172

SN
AC



## QUODO Living (15)

Item List P.154

NN
AC



## YUKAR LUX Living

Item List P.98

SN
NN



## TEN Living

Item List P.214

NN



## BOLS Living

Item List P.238

AC



## Living Stools

### TUB

Item List P.195

SN NN  
SW



### KAMUY LUX Living

Item List P.69

SN NN



### LINUS Living

Item List P.245

NN SN



### WING LUX Living

Item List P.58

NN AC SN  
Covering Seat



### NUPRI Living

Item List P.221

SN AC



### CHALLENGE Living

Item List P.198

NN AC



### SORI

Item List P.194

SN



### JINGU Living

Item List P.179

AC NN



### RIKI Rocker

Item List P.248

SN AC



### TACK LUX Living

Item List P.83

AC



## Benches

### WING LUX LD

Item List P.53

NN SN  
Covering Seat



### TEN Dining (21)

Item List P.207

NN



### HAKAMA Dining

Item List P.225

AC NN  
SW





Sofas

ATILLA LUX Living

Item List P.45

AC NN



QUODO Living (15)

Item List P.152

NN AC



YUKAR LUX Living

Item List P.98

SN NN



tosai LUX Living (18)

Item List P.87

AC NN



SESTINA LUX Living (17)

Item List P.79

NN AC



RS SOFA

Item List P.123

SN AC



WING LUX Living

Item List P.57

NN



MOLA LUX Living

Item List P.93

AC SN NN



TEN Living

Item List P.214

NN



BOLS Living

Item List P.238

AC



### QUIET Living (21)

Item List P.158

NN
SN



### ECLIPSE Living

Item List P.135

NN
SN



### ALP LD

Item List P.125

SN



### KAMUY LUX Living

Item List P.69

SN
NN





System Sofas

RS SOFA

Item List P.123

SNAC



ATILLA LUX Living

Item List P.46

ACNN



IKOR Living

Item List P.129

NNSN

Covering Seat



QUODO Living (15)

Item List P.152

NNAC



QUIET Living (21)

Item List P.159

NNSN



MOLA LUX Living

Item List P.93

ACSNNN



tosai LUX Living (18)

Item List P.87

ACNN



Ottomans

**YUKAR LUX Living**

Item List P.98

SN NN



**SESTINA LUX Living (17)**

Item List P.79

NN AC



**tosai LUX Living (18)**

Item List P.87

AC NN



**QUODO Living (15)**

Item List P.154

NN AC



**QUIET Living (21)**

Item List P.159

NN SN



**WING LUX Living**

Item List P.57

NN



**TEN Living**

Item List P.214

NN



**MOLA LUX Living**

Item List P.93

AC SN NN



**ATILLA LUX Living**

Item List P.46

AC NN



**ECLIPSE Living**

Item List P.135

NN SN



**RS SOFA**

Item List P.123

SN AC



**BOLS Living**

Item List P.238

AC





Living Center Tables

TEN Living

Item List P.215

NN AC  
 SW



WING LUX Living

Item List P.58

NN SN  
 SW



YUKAR LUX Living

Item List P.99

SN NN  
 SW



RB TABLE

Item List P.120

AC NN  
 SW



IPPONGI

Item List P.109

AC NN  
 SW



SESTINA LUX Living (17)

Item List P.80

NN AC  
 SW



BARRINGER

Item List P.222

AC NN



QUODO Living (15)

Item List P.155

NN AC



CL TABLE

Item List P.175

SN NN



KINA LUX

Item List P.73

SN AC



KOTAN

Item List P.168

NN SN  
 Linoleum



GERBERA Living (21)

Item List P.142

SN



SW Solid wood top Linoleum linoleum top available Marble Marble top available

NN North Noble SN Simple & Natural AC Advanced Classic

## Living Side Tables

### KAMUY LUX Living

Item List P.70

NN SN AC

SW

Marble



### TEN Living

Item List P.215

NN AC

SW



### WING LUX Living

Item List P.58

NN AC SN

SW



### KOTAN

Item List P.168

NN SN

Linoleum



### CRUST

Item List P.156

SN

SW



### FLAN Living

Item List P.231

SN NN



### GERBERA Living (21)

Item List P.142

SN



### SPLINTER

Item List P.192

NN SN

SW



### NUPRI Living

Item List P.221

SN AC

SW



### MOLA LUX Living

Item List P.94

NN AC



### WING LUX Living

Item List P.58

NN SN

SW



### SESTINA LUX Living (17)

Item List P.80

NN AC

SW



### QUODO Living (15)

Item List P.155

NN AC



### JINGU Living

Item List P.179

AC NN



### ATILLA LUX Living

Item List P.45

AC NN



### STRIPE

Item List P.183

SN NN



### IKOR Living

Item List P.133

NN SN





SW Solid wood top

NN North Noble

SN Simple & Natural

AC Advanced Classic

## Desks

### WING LUX

Item List P.60

NN SN

SW



### FOUR

Item List P.229

NN

SW



### STRIPE

Item List P.183

SN NN



## AV Boards

### TEN

Item List P.216

NN AC

SW



### ATILLA LUX

Item List P.47

AC NN



### WING LUX

Item List P.59

NN SN



### SESTINA LUX (17)

Item List P.81

NN AC



## Side Boards

### TEN

Item List P.217

NN AC

SW



### IPPONGI

Item List P.109

AC

SW



### STRIPE

Item List P.183

SN NN



## Shelves & Cabinets

### TEN

Item List P.218

NN AC  
SW



### FOLD

Item List P.226

SN NN



### MOLA LUX

Item List P.95

NN SN



### STRIPE

Item List P.183

SN NN



### MOLA LUX Living

Item List P.94

NN AC



### TWIST

Item List P.199

SN NN



### WING LUX

Item List P.60

NN SN



### IPPONGI

Item List P.109

AC  
SW



## Bed

### Bedroom System bm (22)

Item List P.234

NN AC SN

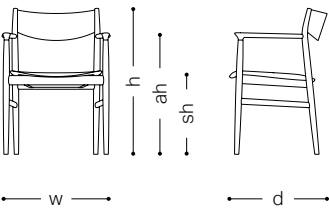




Description for the Item List

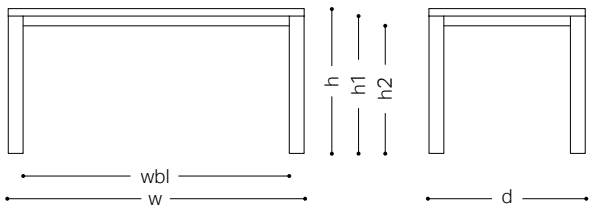
Wood coating	Wood and wood coating available to each model
Fabric and leather	Check the applicability of fabric and leather to each model.
Make-it-lower	Items that can be lowered by cutting legs
Covering seat	Items with a Covering seat seat
Leather stitching	Items with leather stitching when upholstered with leather
Designer	The name of a designer

Size description for chairs



w ..... width  
d ..... depth  
h ..... height  
sh ..... seat height  
ah ..... arm height  
wt ..... weight (kg)

Size description for tables



w ..... width  
d ..... depth  
h ..... height  
t ..... thickness  
h1 ..... height from the floor to the bottom of the top board  
h2 ..... height from the floor to the cross pieces of the top board  
wbl ..... width between legs  
dia ..... diameter

\*Size description by 5 mm  
\*Please note that there may be some measurement errors in size of chairs and sofas by the thickness of upholstery.

Price description for chairs

		F1	F2	F3	F4 / CL1	F5 / L2	L3	L4	
After-tax Before-tax	①	Japanese Elm							②
		Japanese Ash							
		Japanese Cherry							
		Japanese Oak							
	④	Walnut							③
		Only covering seat							

- ① Wood \*1

② Fabric\*2 / Leather grade\*3

③ Price by grade

④ Price of a Covering seat seat
- \*1 Please see p. 266 to 268

\*2 Please see p. 269 to 271

\*3 Please see p. 272 to 273

QR code



The QR code at the top right of each page enables you to access our web page where you can see more images of our products.

Grain

**Random match**  
Wood planks or veneer sheets are joined at random, of which expressive surface patterns require craftspeople for high skills and an eye for beauty.

**Book match**  
Two pieces of wood planks or veneer sheets with similar surface patterns are arranged side by side to look like a book opened, which makes surface patterns look more dynamic by grains running symmetrically.

● 20 25 30 35 40 45 50 The figures in the boxes represent sales periods more than 20 years.

● The seat fabric and leather price is classified in seven grades.

● Delivery and installation are separately charged.

\* Please contact for more details.



# LUX Series

## Item List



LUX, the higher grade series of the CondeHouse products, has been designed for people all over the world who seek a beautiful life. In order to meet the expectations of the world's highend markets, we have raised our standard in all the phases: material, design, development, and production.



# ATILLA

LUX, the higher grade series of the CondeHouse products, has been designed for people all over the world who seek a beautiful life. In order to meet the expectations of the world's highend markets, we have raised our standard in all the phases: material, design, development, and production.



Atilla Kuzu





## ● Sofa Bench

You can make a huge L-shape sofa set by combining this with a sofa; a huge long seater with a full-back one-arm sofa; a huge plain bench if lining up two pieces side by side.

## ● FB One Arm

The full-back one-arm sofa is simply a half-cut sofa. It's more movable and flexible to make various sofa sets by combining with other modules.

## ● Ottoman 75

Ottoman with the beauty of straight line standing out by its simplicity. The leg width looks different depending on the angle you look at it from. It's useful to make a wide variety of sofa sets for a comfortable living space.

## ● SB One Arm

The short-back one-arm sofa. It's more flexible and accessible due to the shorter backrest, compared with the full-back type. It can be used as a stand-alone one-arm sofa.

## Wood coating

Japanese Ash NF/WNF/MBR/DBR/GY/DGY/BL  
Walnut CW/DBR

## Designer

Atilla Kuzu  
Turkey

## Leather stitching

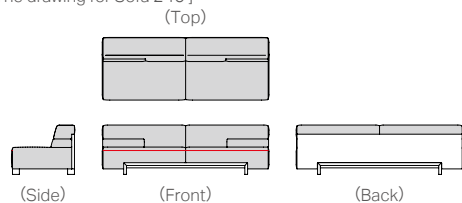
Stitch

Leather stitching is applied to the following:

### • Sofa 240

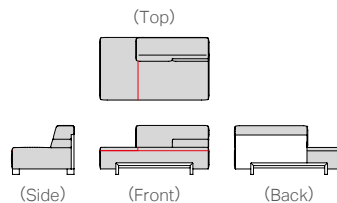
### • Sofa 210

[The drawing for Sofa 240]

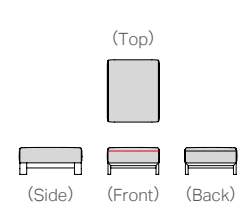


### • SB One Arm 160 L (R)

[The drawing for L]



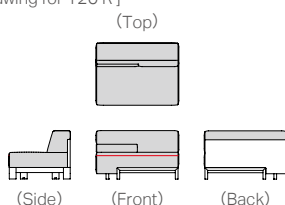
### • Ottoman 75



### • FB One Arm 120 L (R)

### • FB One Arm 105 L (R)

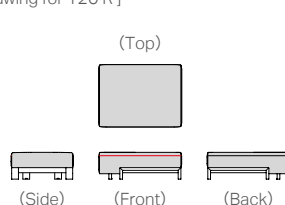
[The drawing for 120 R]



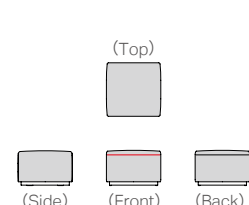
### • Sofa Bench 120 L (R)

### • Sofa Bench 105 L (R)

[The drawing for 120 R]



### • Ottoman







① Walnut CW Bentley GY/F5



③ Walnut CW GR-BL/L4



② Walnut DBR Fine GY/F5



④ Walnut CW

			F1		F2		F3		F4 / CL1		F5 / L2		L3		L4
<b>Sofa 240</b> [Image ①]	w: 2430 d: 920 h: 720 sh: 400 ah: 515	Japanese Ash													
		Walnut													
*The arm cushions are movable.   Leather stitching															
<b>Sofa 210</b> [Image ②]	w: 2130 d: 920 h: 720 sh: 400 ah: 515	Japanese Ash													
		Walnut													
*The arm cushions are movable.   Leather stitching															
<b>Ottoman</b> [Image ③]	w: 620 d: 620 h: 405	Japanese Ash													
		Walnut													
Leather stitching															
<b>Side Table 40 × 40</b> [Image ④]	w: 400 d: 400 h: 460	Japanese Ash													
		Walnut													

Upper: After-tax  
Lower: Before-tax



⑤ Japanese Ash DGY Zero BL/F5



⑥ Japanese Ash DGY Zero BL/F5



⑦ Japanese Ash DGY Zero BL/F5



⑧ Japanese Ash WMF Lumiere LGY/F4

			F1	F2	F3	F4/CL1	F5/L2	L3	L4
<b>FB One Arm 120 L (R)</b> [Image ⑤ : R]  *Accessory: Support legs with an adjuster *The arm cushions are movable.   Leather stitching	w: 1220 d: 920 h: 720 sh: 400 ah: 515	Japanese Ash							
		Walnut							
<b>FB One Arm 105 L (R)</b>  *Accessory: Support legs with an adjuster *The arm cushions are movable.   Leather stitching	w: 1070 d: 920 h: 720 sh: 400 ah: 515	Japanese Ash							
		Walnut							
<b>SB One Arm 160 L (R)</b> [Image ⑥ : L]  *The arm cushions are movable.   Leather stitching	w: 1605 d: 920 h: 720 sh: 400 ah: 515	Japanese Ash							
		Walnut							
<b>Sofa Bench 120 L (R)</b> [Image ⑦ : L]  *Accessory: Support legs with an adjuster   Leather stitching	w: 1220 d: 920 h: 400	Japanese Ash							
		Walnut							
<b>Sofa Bench 105 L (R)</b>  *Accessory: Support legs with an adjuster   Leather stitching	w: 1070 d: 920 h: 400	Japanese Ash							
		Walnut							
<b>Ottoman 75</b> [Image ⑧ : ]    Leather stitching	w: 770 d: 920 h: 400	Japanese Ash							
		Walnut							

\*The FB One Arm L has the armrest on its left (vice versa).  
\*In the SB One Arm, the one with the backrest extending to the edge on your left is L (vice versa).  
\*In the Sofa Bench, the one with the CondeHouse tag on your left is L (vice versa).





Wood coating

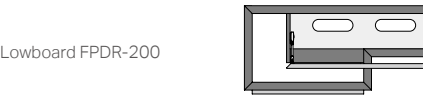
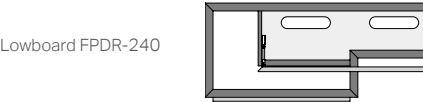
Japanese Ash NF / WNF / MBR / DBR / GY / DGY / BL / NFPWT / NFPDG / NFPBL  
/ WNF PWT / WNF PDG / WNF PBL / MBR PWT / MBR PDG / MBR PBL  
/ DBR PWT / DBR PDG / DBR PBL / GYPWT / GYPDG / GYPBL  
/ DGY PWT / DGY PDG / DGY PBL / BL PWT / BL PDG / BL PBL  
Walnut CW / DBR / CWPWT / CWPDG / CWPBL / DBR PWT / DBR PDG / DBR PBL

Designer

Atilla Kuzu  
Turkey

\*Wood and finish are indicated as follows: Main unit wood + main unit finish + drawer / flap door finish

Inside configuration



Lowboard FPDR-240

[Image ①]

w: 2400 d: 450 h: 500

\*The backside is also veneered.  
\*Accessory: height adjusters; a tray (w: 415 d: 160 h: 60)  
\*Left: flap door; right: drawer \*There is a difference in level inside the flap-door drawer

Japanese Ash	
Walnut	

Lowboard FPDR-200

w: 2000 d: 450 h: 450

\*The backside is also veneered.  
\*Accessory: height adjusters; a tray (w: 373 d: 160 h: 45)  
\*Left: flap door; right: drawer

Japanese Ash	
Walnut	

# WING

Based on the naturally beautiful design composed of rich but slender lines designed by Kiyoshi Sadogawa, we developed this premium collection. The motif shape is triangle expressing the dynamism and flexibility of nature. Hand work at fine details realizes the excellent quality of this collection.



Kiyoshi Sadogawa







## Wood coating

Japanese Elm NF/WNF/MBR/DBR/GY/DGY/BL  
 Japanese Ash NF/WNF/MBR/DBR/GY/DGY/BL  
 Japanese Cherry NF/WNF/MBR/DBR/GY/DGY/BL  
 Japanese Oak NF/WNF/MBR/DBR/GY/DGY/BL  
 Walnut CW/DBR

\*Japanese Elm and Japanese cherry are not available for benches.

## Fabric and leather

Fabric / leather unavailable for chairs (Upholstered Back)  
 F5 Camila

## Make-it-lower

Chair, Bench: **10mm** **20mm** **30mm** **40mm**

Table: **10mm** **20mm** **30mm**

## Covering seat

The seat upholstery is removable for easy maintenance.

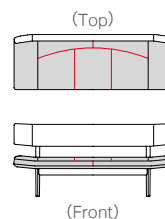


## Leather stitching

Stitch

Leather stitching is applied to the following:

- Bench 160 (with backrest)  
Bench 160 H (with backrest)
- Bench 145 (with backrest)  
Bench 145 H (with backrest)
- Bench 160 (without backrest)  
Bench 160 H (without backrest)
- Bench 145 (without backrest)  
Bench 145 H (without backrest)
- [The drawing for Bench 160 (with backrest)]



## Designer

Kiyoshi Sadogawa  
 Japan

## ● Armchair

This is the iconic item of Wing collection. The design motif of this chair is a bird spreading its wings out, from which the name of the collection “Wing” comes. Our forming technique realizes the massive backrest with the minimum amount of wood. The edges of respective parts are sharp in contrast to the flowing silhouette. A Covering seat is adopted so that customers can replace seat upholstery easily.

## ● Side Chair

In order to make it easy to rise from / come back to the table, this semi-arm chair was developed. The semi-arms were designed to keep a balance with the massive backrest, and are sturdy enough to bear the weight without supports reaching to the legs like armchairs.



## ● Bench

The both edges of the backrest are folded inward like bird's wings to embrace people seated there. For more practicality, one without the backrest is also available, which can be used not only as a part of a dining set but also in various situations. Our struggle for the effective use of leather results in beautiful stitching on the surface of the seat. A Covering seat is adopted so that customers can replace seat upholstery easily.

## ● Trestle Table

This table was developed especially to be coupled with benches, so that the table legs don't lie in the way. It may look like an ordinary T-leg table, but a close look reveals unique features. The legs are shaped edgy like a sword; and the metal joints between the legs and beam can't be seen. The 40 mm thick top board is veneered at random.





① Japanese Oak NF Blend LGY/F2



② Walnut CW RK-BL/L2



③ Walnut CW MG-BL/L2



④ Japanese Oak NF Blend LGY/F2

		F1	F2	F3	F4 / CL1	F5 / L2	L3	L4	
<div>Armchair</div> <div>Armchair H</div> <div>Armchair E</div> <div>[Image ①]</div>	<div>w: 630 d: 540</div> <div>h: 710 (745) (765)</div> <div>sh: 405 (440) (460)</div> <div>ah: 610 (645) (665)</div> <div>wt: 8.0</div>	Japanese Elm							
		Japanese Ash							
		Japanese Cherry							
		Japanese Oak							
		Walnut							
		Only covering seat							
Covering seat									
<div>Armchair</div> <div>(Upholstered Back)</div> <div>Armchair H</div> <div>(Upholstered Back)</div> <div>Armchair E</div> <div>(Upholstered Back)</div> <div>[Image ② : H]</div>	<div>w: 630 d: 545</div> <div>h: 720 (755) (775)</div> <div>sh: 405 (440) (460)</div> <div>ah: 610 (645) (665)</div> <div>wt: 8.0</div>	Japanese Elm							
		Japanese Ash							
		Japanese Cherry							
		Japanese Oak							
		Walnut							
		Only covering seat							
Limit in fabric / leather   Covering seat									
<div>Side Chair</div> <div>Side Chair H</div> <div>Side Chair E</div> <div>[Image ③ : H]</div>	<div>w: 620 d: 540</div> <div>h: 710 (745) (765)</div> <div>sh: 405 (440) (460)</div> <div>ah: 610 (645) (665)</div> <div>wt: 7.0</div>	Japanese Elm							
		Japanese Ash							
		Japanese Cherry							
		Japanese Oak							
		Walnut							
		Only covering seat							
Covering seat									
<div>Side Chair</div> <div>(Upholstered Back)</div> <div>Side Chair H</div> <div>(Upholstered Back)</div> <div>Side Chair E</div> <div>(Upholstered Back)</div> <div>[Image ④]</div>	<div>w: 620 d: 545</div> <div>h: 720 (755) (775)</div> <div>sh: 405 (440) (460)</div> <div>ah: 610 (645) (665)</div> <div>wt: 7.0</div>	Japanese Elm							
		Japanese Ash							
		Japanese Cherry							
		Japanese Oak							
		Walnut							
		Only covering seat							
Limit in fabric / leather   Covering seat									

\*The figures in the angle brackets express the height of H type; ones in the parentheses express the height of E type.

Upper: After-tax  
Lower: Before-tax



⑤ Japanese Oak WNF    RK-NL/L2



⑥ Japanese Oak NF    Maple DBR/F3

		F1	F2	F3	F4 / CL1	F5 / L2	L3	L4
Chu-zaisu [Image ⑤]	w: 620 d: 540 h: 660 sh: 350 ah: 555 wt: 7.5	Japanese Elm						
		Japanese Ash Japanese Cherry						
		Japanese Oak						
		Walnut						
		Only covering seat						
		Covering seat						
Chu-zaisu (Upholstered Back) [Image ⑥]	w: 620 d: 545 h: 670 sh: 350 ah: 555 wt: 7.5	Japanese Elm						
		Japanese Ash Japanese Cherry						
		Japanese Oak						
		Walnut						
		Only covering seat						
		Limit in fabric / leather   Covering seat						

Upper: After-tax  
Lower: Before-tax






⑦ Japanese Oak NF Blend LGY/F2



⑧ Japanese Oak GY RK-NL/L2



⑨ Walnut CW Blend LGY/F2



⑩ Japanese Oak NF RK-NL/L2

		F1	F2	F3	F4 / CL1	F5 / L2	L3	L4
<div>Bench 160 (with backrest)</div> <div>Bench 160 H (with backrest)</div> <div>[Image ⑦]</div>	<div>w: 1615 d: 570 h: 735 &lt;770&gt; sh: 405 &lt;440&gt;</div>	Japanese Ash						
		Japanese Oak						
		Walnut						
		Only covering seat						
		Covering seat   Leather stitching						
<div>Bench 145 (with backrest)</div> <div>Bench 145 H (with backrest)</div> <div>[Image ⑧]</div>	<div>w: 1465 d: 570 h: 735 &lt;770&gt; sh: 405 &lt;440&gt;</div>	Japanese Ash						
		Japanese Oak						
		Walnut						
		Only covering seat						
		Covering seat   Leather stitching						
<div>Bench 160 (without backrest)</div> <div>Bench 160 H (without backrest)</div> <div>[Image ⑨ : H]</div>	<div>w: 1615 d: 520 h: 410 &lt;445&gt; sh: 405 &lt;440&gt;</div>	Japanese Ash						
		Japanese Oak						
		Walnut						
		Only covering seat						
		Covering seat   Leather stitching						
<div>Bench 145 (without backrest)</div> <div>Bench 145 H (without backrest)</div> <div>[Image ⑩ : H]</div>	<div>w: 1465 d: 520 h: 410 &lt;445&gt; sh: 405 &lt;440&gt;</div>	Japanese Ash						
		Japanese Oak						
		Walnut						
		Only covering seat						
		Covering seat   Leather stitching						

\*The figures in the angle brackets express the height of H type.

Upper: After-tax  
Lower: Before-tax

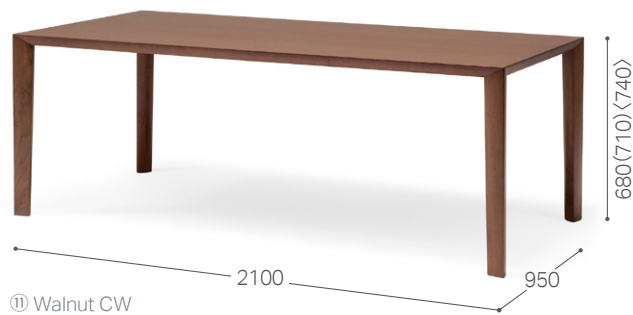


Table 210 × 95 Table 210 × 95 D Table 210 × 95 H <small>[Image ㊦ : D]</small>	w: 2100 d: 950 h: 680 (710) (740) h1: 640 (670) (700) wbl: 1960	<div>Japanese Elm</div> <div>Japanese Ash</div> <div>Japanese Cherry</div> <div>Japanese Oak</div> <div>Walnut</div>
*Accessory: height adjusters		
Table 180 × 90 Table 180 × 90 D Table 180 × 90 H	w: 1800 d: 900 h: 680 (710) (740) h1: 640 (670) (700) wbl: 1660	<div>Japanese Elm</div> <div>Japanese Ash</div> <div>Japanese Cherry</div> <div>Japanese Oak</div> <div>Walnut</div>
*Accessory: height adjusters		
Table 165 × 85 Table 165 × 85 D Table 165 × 85 H	w: 1650 d: 850 h: 680 (710) (740) h1: 640 (670) (700) wbl: 1510	<div>Japanese Elm</div> <div>Japanese Ash</div> <div>Japanese Cherry</div> <div>Japanese Oak</div> <div>Walnut</div>
*Accessory: height adjusters		

\*The figures in the parentheses express the height of D type; ones in the angle brackets express the height of H type

\*Top board: random-match

Upper: After-tax  
Lower: Before-tax



Trestle Table 180 × 90  
Trestle Table 180 × 90 D  
Trestle Table 180 × 90 H  
[Image 12]

w: 1800 d: 900 h: 680 (710) (740)  
h1: 640 (670) (700) wbl: 1050

Japanese Elm	
Japanese Ash	
Japanese Cherry	
Japanese Oak	
Walnut	

\*Accessory: height adjusters

Trestle Table 165 × 85  
Trestle Table 165 × 85 D  
Trestle Table 165 × 85 H

w: 1650 d: 850 h: 680 (710) (740)  
h1: 640 (670) (700) wbl: 1050

Japanese Elm	
Japanese Ash	
Japanese Cherry	
Japanese Oak	
Walnut	

\*Accessory: height adjusters

Trestle Table 150 × 85  
Trestle Table 150 × 85 D  
Trestle Table 150 × 85 H

w: 1500 d: 850 h: 680 (710) (740)  
h1: 640 (670) (700) wbl: 1050

Japanese Elm	
Japanese Ash	
Japanese Cherry	
Japanese Oak	
Walnut	

\*Accessory: height adjusters

\*The figures in the parentheses express the height of D type; ones in the angle brackets express the height of H type  
\*Top board: random-match

Upper: After-tax  
Lower: Before-tax





## Wood coating

Japanese Oak NF/WNF/MBR/DBR/GY/DGY/BL  
Walnut CW/DBR

## Make-it-lower

Armchair, Stool: **10mm** **20mm** **30mm** **40mm**

## Covering seat

The seat upholstery is removable for easy maintenance.

\*Only for Armchair and Stool

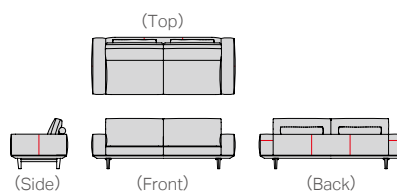


## Leather stitching

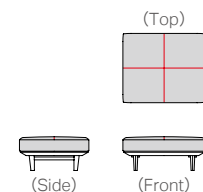
Stitch 

Leather stitching is applied to the following:

- Sofa 230
  - Sofa 200
- [The drawing for Sofa 230]



- Ottoman ※ Except for Ottoman (S)



## Designer

Kiyoshi Sadogawa  
Japan

## ● Sofa

By the tapered wood frame and triangle-shaped legs, it looks stable but light and is providing a sense of openness to the room. All the cushions of seats, backrests, and arms are carefully tuned in shape, resilience, etc. The bolster cushions for the backrests also work as a design accent. Enjoy a nap on it with optional cushions.

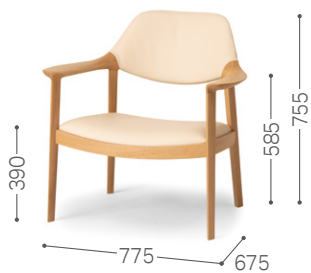
## ● Coffee Table • End Table

What features these tables is the design of a joint between the top board and legs, simple but so design-oriented. Their sizes are also carefully designed. Due to the difference in height, they can be placed in combination, resulting in a wide variety of expressions.



			F1	F2	F3	F4/CL1	F5/L2	L3	L4
<b>Sofa 230</b> [Image ①]   Leather stitching	w: 2350 d: 930 h: 790 sh: 385 ah: 570	Japanese Oak							
		Walnut							
<b>Sofa 200</b>   Leather stitching	w: 2050 d: 930 h: 790 sh: 385 ah: 570	Japanese Oak							
		Walnut							
<b>Cushion</b> [Image ②]	560 × 450								
<b>Ottoman</b> [Image ③]   Leather stitching	w: 940 d: 790 h: 385	Japanese Oak							
		Walnut							
<b>Ottoman (S)</b> [Image ④]	w: 600 d: 600 h: 385	Japanese Oak							
		Walnut							


Upper: After-tax  
Lower: Before-tax



⑤ Japanese Oak NF    RK-NL/L2



⑥ Japanese Oak NF    RK-NL/L2



⑦ Japanese Oak NF



⑧ Japanese Oak NF



⑨ Walnut CW

		F1   F2   F3   F4 / CL1   F5 / L2   L3   L4							
Armchair [Image ⑤]	w: 775 d: 675 h: 755 sh: 390 ah: 585	Japanese Oak							
		Walnut							
		Only covering seat							
Stool [Image ⑥]	w: 620 d: 450 h: 400 sh: 390	Japanese Oak							
		Walnut							
		Only covering seat							
Coffee Table 150 × 34 [Image ⑦]	w: 1500 d: 395 h: 400	Japanese Oak							
		Walnut							
		*Solid wood top							
End Table 34 × 90 [Image ⑧]	w: 400 d: 900 h: 500	Japanese Oak							
		Walnut							
		*Solid wood top							
Side Table 36 × 55 [Image ⑨]	w: 360 d: 550 h: 500	Japanese Oak							
		Walnut							
		*Solid wood top    *Accessory: height adjusters							





### Wood coating

Japanese Oak NF / WNF / MBR / DBR / GY / DGY / BL  
Walnut CW / DBR

### Designer

Kiyoshi Sadogawa  
Japan

#### ● Lowboard

A simple lowboard that can be used flexibly in many ways. It has a drawer in the middle and flap-door compartments on both sides. Our craftsmanship can be seen on the front face where wood grain runs horizontally from one end to another. The back panel is removable for wiring.

#### ● Chest

A small chest of drawers with hidden storage for your favorite watches, rings, passports, bank books, and other important items. The top three drawers are opened using an antique-style key as a pull. The bottom board of the drawers are upholstered with fabric; we pursued quality even in an unnoticeable place like this. The bottom four drawers are touch-open type without pulls. When lined up with a curio case of the same height, they look like a single piece of furniture.

#### ● Desk

The combination with a Wing dining chair can make a unique personal space anywhere due to its comparably small size, like in the corner of a living room, bed room, etc. The top board rotates on the drawer cabinet to have the cabinet on either left or right.

#### ● Curio Case

Hobby tools and mementos can be displayed and enjoyed under LED downlights in this compact curio case. It's flexible to fit into a variety of scenes and uses, not only in the living room. The door is made of tempered glass, and the back is made of frosted mirror that maintains elegant brightness without reflecting the room too much. The height is unified with the chest of drawers to make a set. The legs, which are the same design as the lowboard, open slightly outward to ensure stability.



#### Lowboard FPDR-180

[Image ①]

w: 1800  
d: 515 (500, without  
the door handles)  
h: 490

\*The backside is also veneered.  
\*Accessory: a tray (w: 539 d: 150 h: 35)  
\*The back board is removable for wiring.  
\*Left and right: flap door; middle: drawer

Japanese Oak	
Walnut	

#### Lowboard FPDR-160

w: 1600  
d: 515 (500, without  
the door handles)  
h: 490

\*The backside is also veneered.  
\*Accessory: a tray (w: 539 d: 150 h: 35)  
\*The back board is removable for wiring.  
\*Left and right: flap door; middle: drawer

Japanese Oak	
Walnut	

Upper: After-tax  
Lower: Before-tax



② Japanese Oak NF



③ Japanese Oak NF



④ Japanese Oak GY



<div>Curio Case GDD-80</div> <div>[Image ②]</div>	w: 800 d: 350 h: 1075	<div>*The backside is also veneered.</div> <div>*Accessory: downlight (LED × 2) ; t8 glass shelves (w: 754 × 2)    *Frost mirror back board</div>	<div>Japanese Oak</div> <div>Walnut</div>
<div>Chest DR-50</div> <div>[Image ③]</div>	w: 500 d: 350 h: 1075	<div>*The backside is finished the same as the front.</div> <div>*Accessory: a key; secret compartment inside</div>	<div>Japanese Oak</div> <div>Walnut</div>
<div>Desk 125</div> <div>[Image ④]</div>	w: 1250 d: 500 h: 700 h1: 670 wbl: 735	<div>*Solid wood top</div> <div>*The backside is finished the same as the front.</div> <div>*Accessory: height adjusters; a key; a pentray</div> <div>*The top board is rotated on the drawer cabinet.</div>	<div>Japanese Oak</div> <div>Walnut</div>

\*Top board of desk: random-match

Upper: After-tax  
Lower: Before-tax

# EIGHT

“Love at first sight; love more over time.” That’s what we aimed at together with the designer, Jin Kuramoto. The chair is featured by the shell so finely tuned in shape as to be more enveloping and spacious than it looks. The shell consists of two layers you can upholster with two different kinds of fabric leather, which will make the chair more characteristic. The wide and thick back framed by elaborately processed solid wood—the point the designer likes best—gives an impression of elegance. The chair was named from the beautiful shape of its frame (figure of eight).



Jin Kuramoto





Wood coating

Japanese Oak NF / WNF / MBR / DBR / GY / DGY / BL

Fabric and leather

Fabric / leather unavailable for the items on this page

L2 RK

L4 GR

Designer

Jin Kuramoto  
Japan



① Japanese Oak DGY Tonica DGY / F4  
(Outside: BQ-BL / L3)



② Japanese Oak GY MG-LGY / L3  
(Outside: MG-KGY / L3)

		F1	F2	F3	F4 / CL1	F5	L3
Armchair Armchair H Armchair L [Image ①]	w: 575 d: 575 h: 740 <770> (710) sh: 450 <480> (420) ah: 615-690 <645-720> (585-660) wt: 10.0	Japanese Oak					
		*Two different types of fabric / leather are selectable (the higher price is applied).   Limit in fabric / leather					
Side Chair Side Chair H Side Chair L [Image ②]	w: 570 d: 575 h: 740 <770> (710) sh: 450 <480> (420) wt: 9.5	Japanese Oak					
		*Two different types of fabric / leather are selectable (the higher price is applied).   Limit in fabric / leather					

\*The figures in the angle brackets express the height of H type; ones in the parentheses express the height of L type.

Upper: After-tax  
Lower: Before-tax

# KAMUY

CondeHouse is delighted to present KAMUY collection, a new classic realized in collaboration with Naoto Fukasawa. Asahikawa is famous as a wood furniture producing district in Japan, and KAMUY collection came to fruition by a unique fusion of its local wood crafting technology and Fukasawa's artistic forming skills. The simple and well-made design of KAMUY naturally harmonises with any type of environments. KAMUY, the most chair-like chair, offers the feeling of déjà vu.



Naoto Fukasawa







Wood coating

Japanese Oak NF/WNF/MBR/DBR/GY/DGY/BL  
Walnut CW/DBR

Make-it-lower

Chair: 10mm 20mm 30mm 40mm  
Table: 10mm 20mm 30mm

Designer

Naoto Fukasawa  
Japan



① Japanese Oak NF Tonica DGY/F4



② Japanese Oak BL



③ Walnut CW Tonica LGY/F4



④ Japanese Oak NF

F1 | F2 | F3 | F4/CL1 | F5/L2 | L3 | L4

Armchair (Upholstered Seat)  
Armchair H (Upholstered Seat)  
[Image ① : H]  
w: 585 d: 535  
h: 770 <790>  
sh: 435 <455>  
ah: 640 <660>  
wt: 6.0

Japanese Oak	
Walnut	

Armchair (Wooden Seat)  
Armchair H (Wooden Seat)  
[Image ② : H]  
w: 585 d: 530  
h: 770 <790>  
sh: 420 <440>  
ah: 640 <660>  
wt: 7.0

*Solid wood seat	
Japanese Oak	
Walnut	

Side Chair (Upholstered Seat)  
Side Chair H (Upholstered Seat)  
[Image ③ : H]  
w: 570 d: 535  
h: 770 <790>  
sh: 435 <455>  
wt: 5.5

Japanese Oak	
Walnut	

Side Chair (Wooden Seat)  
Side Chair H (Wooden Seat)  
[Image ④ : H]  
w: 570 d: 530  
h: 770 <790>  
sh: 420 <440>  
wt: 6.5

*Solid wood seat	
Japanese Oak	
Walnut	

\*The figures in the angle brackets express the height of H type.

Upper: After-tax  
Lower: Before-tax

● Armchair • Side Chair

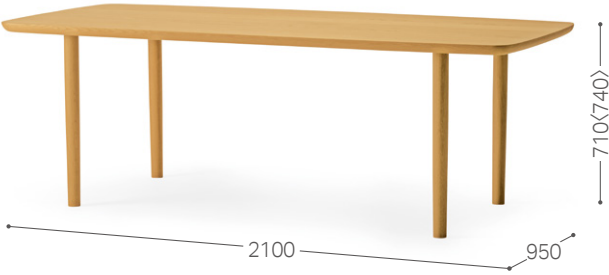
This is the fruit of the designer's desires and our craftsmanship responding to them. Every important point of the main frame is shaped edgy; the beams between the legs are very slightly tapered; the shape of the wooden seat is curved out based on 3D data. These small tricks make the chair look sharp from any angle. The chair looks so normal and beautiful.

● Table

The shape of this table is not round but not exactly square. The best part is the finish of the top board edge. The edge is not vertical but reverse-slanted to the back side. The slant angle is not constant but finely adjusted so that the thickness of the top board is thin and constant viewed from any angle. The legs can be positioned in two ways to match the number of chairs to be set (for ones more than 2100 mm in width).



⑤ Walnut CW



⑥ Japanese Oak NF

Table leg positions

The table leg positions are changeable (inside or outside) in case of length 240 / 210.



Table 240 × 100  
Table 240 × 100 H  
[Image ⑤ : H]

w: 2400 d: 1000  
h: 710 <740> h1: 670 <700>  
wbl: 1440 (outside 2085)

Japanese Oak	
Walnut	

Table 210 × 95  
Table 210 × 95 H  
[Image ⑥ : H]

w: 2100 d: 950  
h: 710 <740> h1: 670 <700>  
wbl: 1440 (outside 1785)

Japanese Oak	
Walnut	

Table 180 × 95  
Table 180 × 95 H

w: 1800 d: 950  
h: 710 <740> h1: 670 <700>  
wbl: 1485

Japanese Oak	
Walnut	

Table 160 × 95  
Table 160 × 95 H

w: 1600 d: 950  
h: 710 <740> h1: 670 <700>  
wbl: 1285

Japanese Oak	
Walnut	

\*The figures in the angle brackets express the height of H type. \*Top board: random-match

Upper: After-tax  
Lower: Before-tax





## Wood coating

Japanese Oak NF/WNF/MBR/DBR/GY/DGY/BL  
Walnut CW/DBR

## Fabric and leather

Fabric / leather available for 2 Seater, Easy Chair (Upholstered Back)

F3 Ultrasuede  
F4 Tonica  
L3 MG, EN, KP, BQ

## Make-it-lower

Easy Chair, Stool: **10mm** **20mm** **30mm** **40mm**

## Leather stitching

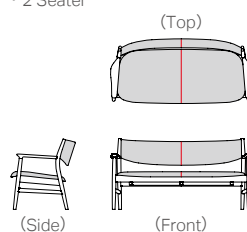
Stitch 

Leather stitching is applied to the following:

## Designer

Naoto Fukasawa  
Japan

• 2 Seater



## ● Easy Chair

The designer pursued the best angle between the backrest and seat of a chair for people to lounge in. Some parts of the outline are designed to be edgy, but the surface is finished so smoothly to make people relax. There are two types of backrests: wooden or upholstered.

## ● Side Table • Round Table

The round side table has two types of top boards: wood and marble. The legs are tapered to both ends, and the arc of the leg base was precisely calculated out, so that the leg base doesn't make a shadow on the floor.



● 2 Seater

The easy chair is stretched to a two-seater bench of 1450 mm in width.



① Japanese Oak BL Tonica LGY/F4

● Stool

Simple but elaborately designed. The height of the beams between the legs are made uniform to those of the easy chair for a perfect balance between them.



④ Japanese Oak WNF Tonica LGY/F4



② Japanese Oak WNF Tonica LGY/F4



③ Japanese Oak BL Tonica LGY/F4

		F1   F2   F3   F4   F5 / L2   L3   L4							
2 Seater [Image ①]	w: 1450 d: 670 h: 730 sh: 395 ah: 575	Japanese Oak							
		Walnut							
Limit in fabric / leather   Leather stitching									
Easy Chair (Upholstered Back) [Image ②]	w: 705 d: 655 h: 730 sh: 385 ah: 575	Japanese Oak							
		Walnut							
Limit in fabric / leather									
		F1   F2   F3   F4 / CL1   F5 / L2   L3   L4							
Easy Chair (Wooden Back) [Image ③]	w: 705 d: 650 h: 730 sh: 385 ah: 575	Japanese Oak							
		Walnut							
Stool [Image ④]	w: 590 d: 410 h: 380 sh: 375	Japanese Oak							
		Walnut							



⑤ Walnut CW



⑥ Japanese Oak WNF



⑦ Japanese Oak WNF



⑧ Walnut CW

Bianco carrara marble

Bianco carrara marble used for the side table top is unique in color and pattern, and may inherently have pin holes and fine cracks on its surface. Please don't leave it wet. Marble surface, regardless of water repellent, contains moisture in its pin holes and fine cracks and becomes likely to be peeled off.



Round Side Table 45 [Image ⑤]	dia: 450 h: 500	*Solid wood top	<div>Japanese Oak</div> <div>Walnut</div>
Round Side Table 45 (Marble) [Image ⑥]	dia: 450 h: 500	*Marble stone top	<div>Japanese Oak</div> <div>Walnut</div>
Round Table 58 [Image ⑦]	dia: 580 h: 480	*Solid wood top	<div>Japanese Oak</div> <div>Walnut</div>
Round Table 58 (Marble) [Image ⑧]	dia: 580 h: 480	*Marble stone top	<div>Japanese Oak</div> <div>Walnut</div>

\*Wooden top board: random-match

Upper: After-tax  
Lower: Before-tax



# KINA

KINA LUX, designed by David Trubridge of New Zealand. This objet d'art is light yet stable and sturdy enough to be used as a table, or even as an ottoman. CondeHouse presents to the world, this masterpiece born through a collection of meticulous handcrafting efforts combined with advanced molding and precision manufacturing techniques.



David Trubridge



#### Wood coating

C, U: Japanese Birch OFN

P : Japanese Birch OFNPWT/OFNPDG/OFNPBL/OFNREM

\*Wood and finish are indicated as follows: Main unit wood + main unit finish + top surface finish

#### Designer


David Trubridge  
New Zealand

#### Cork

An eco-friendly material, approximately half of which is produced in Portugal. Cork is made from the tree bark of cork oak. It is a recyclable and waste-free natural material that can be obtained without cutting trees down because it's made from residue from producing wine stoppers, etc.




This ellipsoid furniture made of Japanese birch consists of 22 arc-shape parts for size 80; 24 for size 100. The curve and grid of each piece are molded and cut by machine; polished and oil-coated by hand due to its complex shape. The combination of advanced technology and human skills results in this beautiful product. It's something that you not only use but also enjoy by looking at.







① Japanese Birch OFN



② Japanese Birch OFN Ultrasuede DGY/F3



③ Japanese Birch OFNPWT

<b>Kina Floor C 100</b> [Image ①]	dia: 1000 h: 410	*The top surface is cork.	Japanese Birch
<b>Kina Floor C 80</b>	dia: 800 h: 330	*The top surface is cork.	Japanese Birch
		F1   F2   F3   F4 / CL1   F5 / L2   L3   L4	
<b>Kina Floor U 100</b>	dia: 1000 h: 410	Japanese Birch	
<b>Kina Floor U 80</b> [Image ②]	dia: 800 h: 330	Japanese Birch	
<b>Kina Floor P 100</b> [Image ③]	dia: 1000 h: 410	*The top surface is colorcoated MDF.	Japanese Birch
<b>Kina Floor P 80</b>	dia: 800 h: 330	*The top surface is colorcoated MDF.	Japanese Birch

Upper: After-tax  
Lower: Before-tax



# SPLINTER

An additional model to Splinter collection designed by Oki Sato from nendo. The chair shell is upholstered with special thick leather supplied by a sole Japanese saddle maker, SOMÈS SADDLE. The high grade leather makes its back view more beautiful.



nendo Oki Sato



## Wood coating

Japanese Oak NF / WNF / MBR / DBR / GY / DGY / BL / NWT

## Make-it-lower


Chair: 10mm 20mm 30mm 40mm

## Designer


nendo Oki Sato  
Japan

## Special thick leather

The special leather is 4 mm in thickness, tannin-tanned, aniline-dyed, and available in the following two colors.



SO-BR



SO-DGY

The leather edge is polished by saddle craftspeople, and the leather is upholstered and stitched by hand.

## SOMÈS SADDLE

A sole Japanese saddle maker in Sunagawa city, Hokkaido. Their products, especially thick leather ones, are chosen by many horse jockeys for its high hand-made quality.

## Special leather wax

Special leather wax is included for the following items. Leather is kept in good condition by regular maintenance, once or twice a year according to conditions. (Splinter Lux Dining Armchair / Tack Lux Living Easy Chair, Ottoman) This special leather wax was developed exclusive for SOMÈS SADDLE thick leather. Please don't use for other leather products.



Japanese Oak GY SO-DGY



<https://www.somes.co.jp>



Armchair (Shell)  
Armchair H (Shell)

w: 595 d: 580 h: 725 (745)  
sh: 420 (440) ah: 650 (670) wt: 7.0

\*Thick leather: SO-BR or SO-DGY

Japanese Oak:


\*The figures in the angle brackets express the height of H type.

Upper: After-tax  
Lower: Before-tax



# SESTINA

Using as thin wood materials as possible; not hiding structures but showing them as a part of design: these eliminations created the affluent appearance with the carefully selected wood grain and color contrast in wood between the base and upper frame.



Motomi Kawakami





LUX



## Wood coating

Japanese Ash NF/WNF/MBR/DBR/GY/DGY/BL  
Walnut CW/DBR

\*Legs made of Japanese Cherry (WL color)

## Piping colors



Piping BR



Piping GY

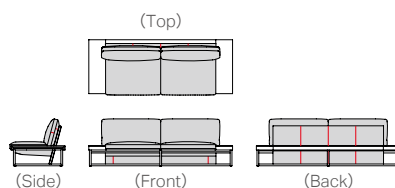
## Leather stitching

Stitch 

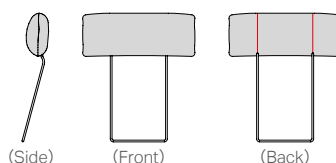
Leather stitching is applied to the following:

- Sofa 240
- Sofa 240 KD
- Sofa 210
- One Arm 212 L (R)
- One Arm 182 L (R)

[The drawing for Sofa 240]



• Headrest



## Designer

Motomi Kawakami  
Japan

## Material

Walnut and Japanese ash are used for this collection. The eyes of our craftsmen developed through many years of experience carefully selected right wood for the right part.

## Sofa design

The base frame is thin and colored darker, which makes the seat part look light and floating. The arm board is made of solid-wood pieces in different sizes to create individuality. In the case of upholstery with leather, a piping edge is available as an option.

## Cabinet structure

In order to express the minimum structure of the sofa, all the parts are designed to look slender. Another feature is the flap door handle. Even the inside of the flap door handle is veneered to show beautiful wood grain.

## Cabinet function

The slender look of the sofa makes the room look more spacious. Against its appearance, the sofa cushions provide super relaxation. The center flap door of the TV board has a soft-closing function.



① Japanese Ash NF Avance BR/F5



Sofa 240 KD Middle legs



② Walnut CW BQ-BL/L3 Piping GY



③ Japanese Ash MBR BQ-BL/L3



④ Japanese CherryWL EN-NV/L3



⑤ Avance BR/F5



⑥ Avance BR/F5

			F1		F2		F3		F4 / CL1		F5 / L2		L3		L4
Sofa 240 [Image ①]	w: 2400 d: 920 h: 790 sh: 410 ah: 340	Japanese Ash													
		Walnut													
*Solid wood armrest   *Accessory: height adjusters *Legs made of Japanese Cherry (WL color)       Leather stitching															
Sofa 240 KD	w: 2400 d: 920 h: 790 sh: 410 ah: 340	Japanese Ash													
		Walnut													
*Solid wood armrest   *Accessory: height adjusters *Legs made of Japanese Cherry (WL color)   *Knock-down: the main frame is connected in the middle.       Leather stitching															
Sofa 210 [Image ②]	w: 2100 d: 920 h: 790 sh: 410 ah: 340	Japanese Ash													
		Walnut													
*Solid wood armrest   *Accessory: height adjusters *Legs made of Japanese Cherry (WL color)       Leather stitching															
One Arm 212 L (R)	w: 2120 d: 920 h: 790 sh: 410 ah: 340	Japanese Ash													
		Walnut													
*Solid wood armrest   *Accessory: height adjusters *Legs made of Japanese Cherry (WL color)       Leather stitching															
One Arm 182 L (R) [Image ③ : R]	w: 1820 d: 920 h: 790 sh: 410 ah: 340	Japanese Ash													
		Walnut													
*Solid wood armrest   *Accessory: height adjusters *Legs made of Japanese Cherry (WL color)       Leather stitching															
Piping Option for Sofa 240 / Sofa 240 KD / One Arm 212 L (R)		*Only for Leather *Piping color: BR or GY													
Piping Option for Sofa 210 / One Arm 182 L (R)		*Only for Leather *Piping color: BR or GY													
Ottoman [Image ④]	w: 710 d: 655 h: 410	Japanese Cherry WL													
		*Accessory: height adjusters													
Piping Option for Ottoman		*Only for Leather *Piping color: BR or GY													
Headrest [Image ⑤]	w: 650 d: 150 h: 740 Height including the headrest: 1000														
		Leather stitching													
Arm Cushion [Image ⑥]	w: 300 d: 520 h: 130														

\*L has the armrest on its left (vice versa).

Upper: After-tax  
Lower: Before-tax





⑦ Japanese Ash NF



⑧ Walnut CW



⑨ Walnut CW

Coffee Table 150 × 50	w: 1500 d: 500 h: 340	<div>Japanese Ash</div> <div>Walnut</div>
	<div>*Solid wood top    *Accessory: height adjusters</div> <div>*Legs made of Japanese Cherry (WL color)</div>	
Coffee Table 130 × 65	w: 1300 d: 650 h: 340	<div>Japanese Ash</div> <div>Walnut</div>
<div>[Image ⑦]</div>	<div>*Solid wood top    *Accessory: height adjusters</div> <div>*Legs made of Japanese Cherry (WL color)</div>	
Coffee Table 90 × 90	w: 900 d: 900 h: 340	<div>Japanese Ash</div> <div>Walnut</div>
<div>[Image ⑧]</div>	<div>*Solid wood top    *Accessory: height adjusters</div> <div>*Legs made of Japanese Cherry (WL color)</div>	
Side Table 30 × 55	w: 300 d: 550 h: 480	<div>Japanese Ash</div> <div>Walnut</div>
<div>[Image ⑨]</div>	<div>*Solid wood top</div> <div>*Accessory: plastic protectors at the leg bottoms</div>	
	<div>*Top board: random-match</div>	<div>Upper: After-tax</div> <div>Lower: Before-tax</div>



Wood coating	Designer
Japanese Ash NF / WNF / MBR / DBR / GY / DGY / BL Walnut CW / DBR *Legs made of Japanese Cherry (WL color)	Motomi Kawakami Japan



① Walnut CW



② Japanese Ash WNF



<b>TV Lowboard TV-220</b> [Image ①]	w: 2200 d: 510 h: 400  *The backside is also veneered. *Accessory: height adjusters; t10 glass shelves (w: 519 × 2) *Legs made of Japanese Cherry *Left and right: drawer; middle: flap door	<div>Japanese Ash</div> <div>Walnut</div>
<b>TV Lowboard TV-180</b> [Image ②]	w: 1800 d: 510 h: 400  *The backside is also veneered. *Accessory: height adjusters; t10 glass shelf (w: 669 × 1) *Legs made of Japanese Cherry *Left and right: drawer; middle: flap door	<div>Japanese Ash</div> <div>Walnut</div>
<b>TV Lowboard TV-165</b>	w: 1650 d: 510 h: 400  *The backside is also veneered. *Accessory: height adjusters; t10 glass shelf (w: 519 × 1) *Legs made of Japanese Cherry *Left and right: drawer; middle: flap door	<div>Japanese Ash</div> <div>Walnut</div>

Upper: After-tax  
Lower: Before-tax

# TACK

Noboru Nakamura, a designer based in Hokkaido created this personal chair in 1978, and it was reborn through brushing up the detail of the design. Tack means “Thank you” in Swedish. This is the real Hokkaido chair: designed by a Hokkaido designer; made of Hokkaido ash; of which thick leather is supplied by a Hokkaido saddle maker. The structure is resistant to aging because the joints of the frame are designed to be tightened by the weight.



Noboru Nakamura  
(1938-2023)







### Wood coating

Japanese Ash NF / WNF / MBR / DBR / GY / DGY / BL

### Make-it-lower

Easy Chair, Ottoman


: 10mm 20mm 30mm 40mm

### Designer


Noboru Nakamura  
(1938-2023)  
Japan

### Special thick leather

The special leather is 4 mm in thickness, tannin-tanned, aniline-dyed, and available in the following two colors. You can enjoy the leather changing, stretching, and fitting to the body with age.



SO-BR



SO-DGY

The belt at the back of the seat works as a tension adjuster. The frame and upholstery structure is to be disassembled for future re-upholstery.

### SOMÈS SADDLE

A sole Japanese saddle maker in Sunagawa city, Hokkaido. Their products, especially thick leather ones, are chosen by many horse jockeys for its high hand-made quality.

### Special leather wax

Special leather wax is included for the following items. Leather is kept in good condition by regular maintenance, once or twice a year according to conditions. (Splinter Lux Dining Armchair / Tack Lux Living Easy Chair, Ottoman) This special leather wax was developed exclusive for SOMÈS SADDLE thick leather. Please don't use for other leather products.



<https://www.somes.co.jp>



① Japanese Ash GY SO-DGY



② Japanese Ash NF SO-BR

### Easy Chair [Image ①]

w: 830 d: 625 h: 705 sh: 385 ah: 525

\*Thick leather: SO-BR or SO-DGY

Japanese Ash

### Ottoman [Image ②]

w: 620 d: 460 h: 390 sh: 370

\*Thick leather: SO-BR or SO-DGY

Japanese Ash

Upper: After-tax  
Lower: Before-tax

# tosai

The tosa-collection connects traditional woodcraft and Japanese interior with the design tradition of the German Bauhaus which Peter Maly, the designer of tosa, claims as his main influence. The result is just persuasive – Stimulated by the contrast of cultures, a furniture collection brings alive the strength of both partners. Clear basic shapes, finest materials, and uncompromising professional skills and precision are the principles of CondeHouse.



Peter Maly





#### ■ Tradition

The base frame of the sofa is joined with the three way miter joint. It's one of the traditional Japanese woodworking techniques, not only strong but also beautiful to look at.

#### ■ Technique

The dynamic and stable-looking backrest of the easy chair was realized by our careful drying process and variable thickness forming technique.

#### ■ Size-wise concept

Peter Maly is deeply in love with Japanese living styles. Accordingly, a Japanese tatami mat is used as a module to calculate out the size of the items he designed for CondeHouse, which results in this well-proportioned collection.



#### Wood coating

Japanese Oak NF / WNF / MBR / DBR / GY / DGY / BL  
Walnut CW / DBR

#### Make-it-lower

Easy Chair

: 10mm 20mm 30mm 40mm

#### Designer

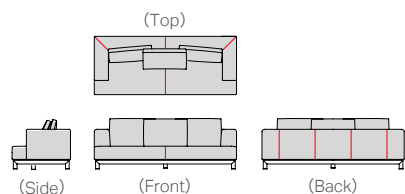
Peter Maly  
Germany

#### Leather stitching

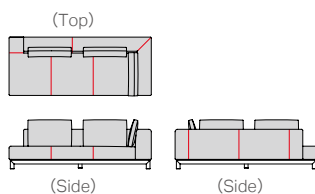
Stitch —

Leather stitching is applied to the following:

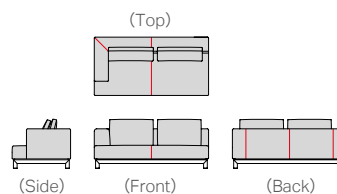
##### • Sofa 228



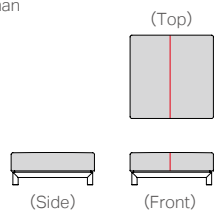
##### • Long Seat 228 L (R) [The drawing for R]



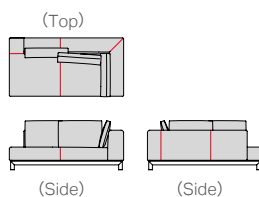
##### • One Arm 182 L (R) [The drawing for R]



##### • Ottoman



##### • Long Seat 182 L (R) [The drawing for R]







① Japanese Oak NF Tonica DGY/F4



② Japanese Oak NF Bentley BR/F5



③ Japanese Oak NF Bentley BR/F5



④ Japanese Oak NF Bentley BR/F5



⑤ Bentley BR/F5



⑥ Japanese Oak NF KP-LGY/L3



⑦ Walnut CW Bentley BR/F5

#### Fabric and leather

Fabric / leather available  
for Easy Chair (Upholstered Back)

F1	Grain
F2	Fili
F3	Ultrasuede
F4	Tonica
F5	Zero, Bentley
L3	MG, EN, BQ

			F1	F2	F3	F4 / CL1	F5 / L2	L3	L4	
<b>Sofa 228</b> [Image ①]	w: 2315 d: 950 h: 670 sh: 370	Japanese Oak								
		Walnut								
*Accessory: middle legs with an adjuster   Leather stitching										
<b>(as an example) Sofa 228 with Back Cushion x 3</b>	w: 2315 d: 950 h: 800 sh: 370 ah: 670	Japanese Oak								
		Walnut								
<b>One Arm 182 L (R)</b> [Image ② : L]	w: 1860 d: 950 h: 670 sh: 370	Japanese Oak								
		Walnut								
Leather stitching										
<b>(as an example) One Arm 182 L (R) with Back Cushion x 2</b>	w: 1860 d: 950 h: 800 sh: 370 ah: 670	Japanese Oak								
		Walnut								
<b>Long Seat 228 L (R)</b> [Image ③ : R]	w: 950 d: 2315 h: 670 sh: 370	Japanese Oak								
		Walnut								
*Accessory: middle legs with an adjuster   Leather stitching										
<b>(as an example) Long Seat 228 L (R) with Back Cushion x 3</b>	w: 950 d: 2315 h: 800 sh: 370 ah: 670	Japanese Oak								
		Walnut								
<b>Long Seat 182 L (R)</b>	w: 950 d: 1860 h: 670 sh: 370	Japanese Oak								
		Walnut								
Leather stitching										
<b>(as an example) Long Seat 182 L (R) with Back Cushion x 3</b>	w: 950 d: 1860 h: 800 sh: 370 ah: 670	Japanese Oak								
		Walnut								
<b>Ottoman</b> [Image ④]	w: 950 d: 950 h: 370	Japanese Oak								
		Walnut								
Leather stitching										
<b>Back Cushion</b> [Image ⑤]	680 × 440									
<b>Easy Chair</b> [Image ⑥]	w: 740 d: 620 h: 720 sh: 410 ah: 700	Japanese Oak								
		Walnut								
			F1	F2	F3	F4	F5	L3	L4	
<b>Easy Chair (Upholstered Back)</b> [Image ⑦]	w: 740 d: 620 h: 720 sh: 410 ah: 700	Japanese Oak								
		Walnut								
Limit in fabric / leather										

\*L has the armrest on its left (vice versa).

Upper: After-tax  
Lower: Before-tax



# BARCA

Barca means a boat in Italian. The shape of the shell looking like a boat can change as you wish by moving the 28 pieces of sliding boards consisting of the shell. It was a big challenge: the sliding boards must move smoothly but maintain a posture at the same time. The chair won the best prize in International Furniture Design Competition in Asahikawa 2008 for its originality, and has grown up to be one of the iconic products to show CondeHouse's enthusiasm for design.



Jakob Joergensen





Wood coating

Japanese Oak NF / WNF

Designer

Jakob Joergensen  
Denmark



Rounge Chair

[Image ①]

w: 1255 d: 1175 h: 785

\*The shape is changeable (the above dimensions for the minimum shape).

Japanese Oak

Seat Cushion

[Image ②]

φ 600

F1 | F2 | F3 | F4 / CL1 | F5 / L2 | L3 | L4

Upper: After-tax  
Lower: Before-tax



# MOLA

This is a sofa people want to lie onto, not just sit on. All that we can do for comfort has been done, such as the fine tuning of cushion filling, the careful selection of upholstery fabric, etc. Customers can make this sofa their own personal spaces by setting it together with other items from MOLA collection.



Toshiyuki Yoshino



## Designer's Message

The core concept of this collection is “not furniture but a comfort space that each user can arrange.” I designed this sofa as a place where people are relaxed in their own ways rather than just simply seated on. The concept is shown in the lineup of the collection. A center table is not included because it has no other choice but to be placed in front of the sofa. Instead, I added side tables, sofa side boxes, and low shelves as places to put things around the sofa. Accordingly, users can enjoy making their personal arrangement.



---

### ● Shelf

We need some places to put things within reach when relaxing in a sofa. The sofa side boxes and shelves would be a good help by organizing such things neatly.

### ● Cushion

In order to finely tune the softness of the cushions, the cushion filling and upholstery material were carefully selected.

### ● Unit

A wide variety of arrangements according to family structure, lifestyles, etc. are possible by the wide-angle corner sofa, sofa side boxes and shelves, and side tables that can be tucked in the sofa due to its cantilever leg.





## Wood coating

Japanese Oak NF/WNF/MBR/DBR/GY/DGY/BL  
Walnut CW/DBR (excluding sofas)

## Designer

Toshiyuki Yoshino  
Japan

## Fabric and leather

Fabric / leather unavailable for the items on this page

F1 Grain

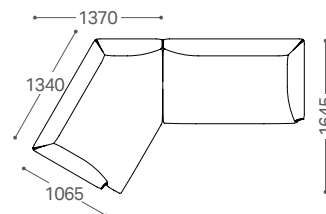
F2 Syuro

F3 Ultrasuede


F5 Camila, Rivie

CL1-L4 All the leather


(excluding cushions)




## Leg colors for Side Table



M-GY



S-GY




S-BL



① Japanese Oak NF Rinova BU/F3



② Japanese Oak DGY Zero NV/F5



③ Japanese Oak DGY Zero NV/F5



④ Japanese Oak NF Sarmassa LGY/F4



⑤ Japanese Oak NF Sarmassa LGY/F4



⑥ Bentley GY/F5

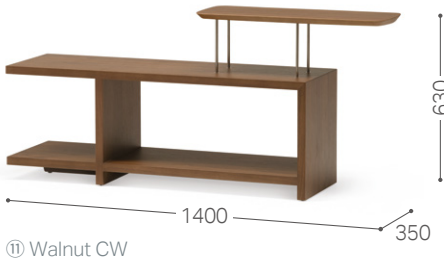
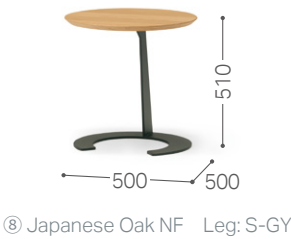


⑦ Bentley GY/F5

			F1	F2	F3	F4	F5	L3	L4
<b>Sofa 200</b> [Image ①]	w: 2000 d: 900 h: 675 sh: 440	Japanese Oak:							
	*Feather is partially included in seat cushions.   Limit in fabric / leather								
<b>Corner Sofa L (R)</b> [Image ② : R]	w: 1710 d: 1065 h: 675 sh: 440	Japanese Oak:							
	*Accessory: middle legs with an adjuster   *Feather is partially included in seat cushions.   Limit in fabric / leather								
<b>Ottoman</b> [Image ⑤]	w: 1020 d: 570 h: 415	Japanese Oak:							
	Limit in fabric / leather								
<b>One Arm 195 L (R)</b> [Image ③ : L]	w: 1945 d: 900 h: 675 sh: 440	Japanese Oak:							
	*Accessory: middle legs with an adjuster   *Feather is partially included in seat cushions.   Limit in fabric / leather								
<b>One Arm 150 L (R)</b>	w: 1500 d: 900 h: 675 sh: 440	Japanese Oak:							
	*Accessory: middle legs with an adjuster   *Feather is partially included in seat cushions.   Limit in fabric / leather								
<b>One Arm 120 L (R)</b>	w: 1200 d: 900 h: 675 sh: 440	Japanese Oak:							
	*Accessory: middle legs with an adjuster   *Feather is partially included in seat cushions.   Limit in fabric / leather								
<b>One Arm 105 L (R)</b> [Image ④ : L]	w: 1065 d: 1065 h: 675 sh: 440	Japanese Oak:							
	*Feather is partially included in seat cushions.   Limit in fabric / leather								
			F1	F2	F3	F4/CL1	F5/L2	L3	L4
<b>Cushion (Large)</b> [Image ⑥]	640 × 480								
<b>Cushion (Small)</b> [Image ⑦]	550 × 400								

\*L has the armrest on its left (vice versa).

Upper: After-tax  
Lower: Before-tax




<div>Round Side Table 50</div> <div>[Image ⑧]</div>	<div>w: 500 d: 500 h: 510</div> <div>  Three colors available for the leg  </div>	<div>Japanese Oak</div> <div>Walnut</div>
<div>Side Table 55 × 45</div> <div>[Image ⑨]</div>	<div>w: 550 d: 450 h: 510</div> <div>  Three colors available for the leg  </div>	<div>Japanese Oak</div> <div>Walnut</div>
<div>Sofa Box 114</div> <div>[Image ⑩]</div>	<div>w: 1140 d: 350 h: 415</div> <div>*Accessory: height adjusters</div>	<div>Japanese Oak</div> <div>Walnut</div>
<div>Sofa Box 114 (T)</div> <div>[Image ⑪]</div>	<div>w: 1400 (1140, excluding a top board) d: 350 h: 630</div> <div>*Accessory: height adjusters *The top board can be set in two ways: edge-to-edge in line or overhang</div>	<div>Japanese Oak</div> <div>Walnut</div>
<div>Sofa Box 78</div> <div>[Image ⑫]</div>	<div>w: 780 d: 350 h: 415</div> <div>*Accessory: height adjusters</div>	<div>Japanese Oak</div> <div>Walnut</div>
<div>Sofa Box 78 (T)</div> <div>[Image ⑬]</div>	<div>w: 780 d: 450 (350, excluding a top board) h: 510</div> <div>*Accessory: height adjusters</div>	<div>Japanese Oak</div> <div>Walnut</div>

Upper: After-tax  
Lower: Before-tax





Wood coating	Designer
Japanese Oak NF / WNF / MBR / DBR / GY / DGY / BL Walnut CW / DBR	Toshiyuki Yoshino Japan



<b>Shelf 160 (L)</b> [Image ①]	w: 1600 d: 350 h: 810	<div>Japanese Oak</div> <div>Walnut</div>
	*Accessory: height adjusters	
<b>Shelf 160 (M)</b>	w: 1600 d: 350 h: 630	<div>Japanese Oak</div> <div>Walnut</div>
	*Accessory: height adjusters	
<b>Shelf 160 (S)</b> [Image ②]	w: 1600 d: 350 h: 450	<div>Japanese Oak</div> <div>Walnut</div>
	*Accessory: height adjusters	
<b>Shelf 120 (L)</b>	w: 1200 d: 350 h: 810	<div>Japanese Oak</div> <div>Walnut</div>
	*Accessory: height adjusters	
<b>Shelf 120 (M)</b> [Image ③]	w: 1200 d: 350 h: 630	<div>Japanese Oak</div> <div>Walnut</div>
	*Accessory: height adjusters	
<b>Shelf 120 (S)</b>	w: 1200 d: 350 h: 450	<div>Japanese Oak</div> <div>Walnut</div>
	*Accessory: height adjusters	

# YUKAR

The name YUKAR LUX, meaning “epic poetry” in the Ainu language, denotes our respect and gratitude toward the nature of Hokkaido. This living-room furniture collection was designed in a way to enhance the natural beauty of Hokkaido oak. The beauty essence of this collection is drawn out by the ultimate balance of the curved lines and surfaces of the sofas with a unique sitting comfort and functional tables with a wooden texture.

The collection was developed under the concept of “sofa for those living in high-rise apartments in urban areas”, and started off by making sofas in a width of 2000 mm to fit the elevators and doors of such apartments. The armrests were designed to turn inward, which emphasized the horizontal line in design, and led to creating a sofa of a compact size with a roomy sitting comfort. By employing this sofa in combination with the armchair, you can create a more relaxing and cozy living room.



Naoto Fukasawa





#### Wood coating

Japanese Oak NF/WNF/MBR/DBR/GY/DGY/BL

#### Designer

Naoto Fukasawa  
Japan

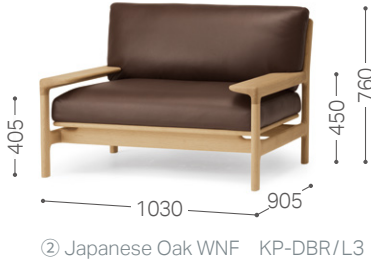
#### ● Sofa • Armchair

Due to the arms which are not thick and expanding inward, the sofa looks wider than the actual size. Lining up the sofas or armchairs side by side makes a big sofa set with a side table.

#### ● Table

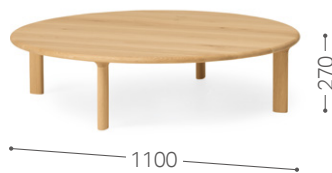
The living table in two sizes different in diameter and height. The smooth outline running from the top board to each leg stands out more because of its simple design overall.





			F1	F2	F3	F4 / CL1	F5 / L2	L3	L4
Sofa 200 [Image ①]	w: 2000 d: 905 h: 760 sh: 405 ah: 450	Japanese Oak							
Sofa 170	w: 1700 d: 905 h: 760 sh: 405 ah: 450	Japanese Oak							
Armchair 103 [Image ②]	w: 1030 d: 905 h: 760 sh: 405 ah: 450	Japanese Oak							
Armchair 88	w: 880 d: 905 h: 760 sh: 405 ah: 450	Japanese Oak							
Cushion [Image ③]	w: 350 d: 610 h: 170								
Ottoman 95 [Image ④]	w: 970 d: 460 h: 405	Japanese Oak							
Ottoman 80	w: 820 d: 460 h: 405	Japanese Oak							

Upper: After-tax  
Lower: Before-tax



⑤ Japanese Oak WNF



⑥ Japanese Oak DBR

## Round Table 110

[Image ⑤]

dia: 1100 h: 270

\*Solid wood top \*Accessory: height adjusters

Japanese Oak

## Round Table 85

[Image ⑥]

dia: 850 h: 340

\*Solid wood top \*Accessory: height adjusters

Japanese Oak

\*Top board: random-match

Upper: After-tax  
Lower: Before-tax

# ONE

In the same concept as the chair (Eight), Jin Kuramoto and CondeHouse developed this round table. The table made of Hokkaido wood obviously looks bold in design. It is composed of the top board of 34 mm in thick and a column-shaped center leg. The tapered leg shape is not only for design purposes but makes more space for the toes. The plain design can go with various chairs, and the top board and leg are available in different finishes, which makes the table more acceptable in public spaces as well.




Jin Kuramoto





### Wood coating

You can select two different colors for the table top and leg.



### Designer

Jin Kuramoto  
Japan

Table, Round Table: Common for Japanese Sen, Japanese Elm and Japanese Oak

NF / NFWNF / NFMBR / NFDDBR / NFGY / NFDGY / NFBL  
 / WNF / WNFNF / WNFMBR / WNFDBR / WNFGY / WNFDGY / WNFBL  
 / MBR / MBRNF / MBRWNF / MBRDBR / MBRGY / MBRDGY / MBRBL  
 / DBR / DBRNF / DBRWNF / DBRMBR / DBRGY / DBRDGY / DBRBL  
 / GY / GYNF / GYWNF / GYMBR / GYDBR / GYDGY / GYBL  
 / DGY / DGYNF / DGYWNF / DGYMBR / DGYDBR / DGYGY / DGYBL  
 / BL / BLNF / BLWNF / BLMBR / BLDBR / BLGY / BLDGY  
 / OFNNF / OFNWNF / OFNMBR / OFNDBR / OFNGY / OFNDGY / OFNBL

\*Wood and finish are indicated as follows: top board finish + leg finish

Rotating Tray: Japanese Elm NF / WNF / MBR / DBR / GY / DGY / BL  
 Japanese Oak NF / WNF / MBR / DBR / GY / DGY / BL



① Japanese Oak OFNGY



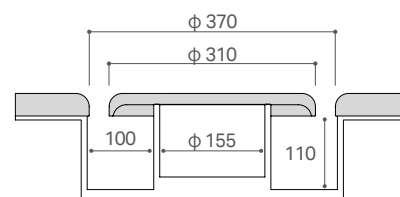
② Japanese Oak NF



③ Japanese Oak WNF  
The rotating tray is just placed, not fixed.



④ Compartment for a power strip



④ Compartment for a power strip



**Table 220 × 120**  
**Table 220 × 120 H**

[Image ①]

w: 2200 d: 1200 h: 710 <740>  
h2: 670 <700>

\*Solid wood top (with vertical joints) \*Accessory: height adjusters,  
fall prevention weight (10 kg × 8) \*A leg made of Beech  
\*See p.11 for more information on vertical joints.

Japanese Sen  
Japanese Elm

Japanese Oak

**Table 190 × 120**  
**Table 190 × 120 H**

w: 1900 d: 1200 h: 710 <740>  
h2: 670 <700>

\*Solid wood top \*Accessory: height adjusters,  
fall prevention weight (10 kg × 7) \*A leg made of Beech

Japanese Sen  
Japanese Elm

Japanese Oak

**Round Table 190**  
**Round Table 190 H**

dia: 1900 h: 710 <740>  
h2: 670 <700>

\*Solid wood top \*Top board is sprittable. \*Accessory: height adjusters,  
fall prevention weight (10 kg × 7) \*A leg made of Beech

Japanese Sen  
Japanese Elm

Japanese Oak

**Round Table 180**  
**Round Table 180 H**

[Image ②]

dia: 1800 h: 710 <740>  
h2: 670 <700>

\*Solid wood top \*Top board is sprittable. \*Accessory: height adjusters,  
fall prevention weight (10 kg × 6) \*A leg made of Beech

Japanese Sen  
Japanese Elm

Japanese Oak

**Round Table 150**  
**Round Table 150 H**

dia: 1500 h: 710 <740>  
h2: 670 <700>

\*Solid wood top \*Accessory: height adjusters,  
fall prevention weight (10 kg × 4) \*A leg made of Beech

Japanese Sen  
Japanese Elm

Japanese Oak

**Round Table 135**  
**Round Table 135 H**

dia: 1350 h: 710 <740>  
h2: 670 <700>

\*Solid wood top \*Accessory: height adjusters,  
fall prevention weight (10 kg × 4) \*A leg made of Beech

Japanese Sen  
Japanese Elm

Japanese Oak

**Rotating Tray 90**

[Image ③]

dia: 900 h: 30

Japanese Elm

Japanese Oak

**Compartment for a power strip**

[Image ④]

dia: 370 h: 110



\*The figures in the angle brackets express the height of H type. \*Be careful when setting up and moving the table because it's very heavy. \*Top board: random-match

Upper: After-tax  
Lower: Before-tax



# IPPONGI

CondeHouse founder Minoru Nagahara believed that the scars and scratches of wood were beautiful because they were the proof that wood survived in the harsh nature, saying wood with such natural marks are the most beautiful thing in the world. IPPONGI collection is furniture which craftsmen preserve all scars on wood and turn such unique wood into masterpieces.





# IPPONGI

25



## Wood coating

Oak OFN

Walnut OFN

## Designer

Minoru Nagahara  
(1935-2015)  
Japan



Top board 200 × 90 T-shape (H=710) Walnut OFN

## Description of Ippongi tables

- Made to order in size
- Top board designs: natural / straight edges (widthwise), loose curved / straight edges (depthwise), with / out a center grid.
- Leg designs: turret, T-shape, and square-pillar
- Wood: oak and walnut
- Strong wood characters such as knots are intentionally left as a design feature, but requests for wood characters are not acceptable.
- Living tables are also available.
- Please contact for more details.

## Table top type



## Table height by leg type

\*Height adjusters are installed for T-shape and square-pillar legs.

\*Available in three heights: 680, 710, and 740.



Turret



T-shape



Square pillar



Example for size

Top board (R) 270 × 110  
Turret (H = 710)

Reference	
price	

w: 2700 d: 1100 h: 710 h1: 670



Walnut OFN

Top board with a center grid 240 × 100  
Square pillar (H = 710)

Reference	
price	

w: 2400 d: 1000 h: 710 h1: 670

\*Accessory: height adjusters



Walnut OFN

Top board 180 × 90  
T-shape (H = 680)

Reference	
price	

w: 1800 d: 900 h: 680 h1: 640

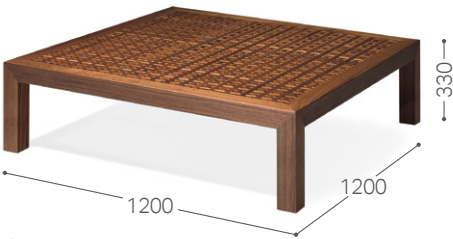
\*Accessory: height adjusters



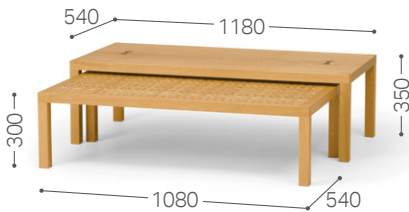
Oak OFN



① Walnut OFN



② Walnut OFN




③ Oak OFN



④ Oak OFN



⑤ Oak OFN



⑥ Oak OFN

### Table with a center grid

It is CondeHouse craftsmanship that realizes this complicated grid consisting of so many wood pieces. The wood grid looks more like woven threads and more beautiful by setting wood pieces with straight grain up. By the combination of many different wood pieces, the top board surface shows various faces according to viewing angles. When light enters, the grid makes beautiful shadows on the floor. A top board and legs are joined by three way miter joints, where craftsmanship is well shown.



Kiori Taku 144 × 84 [Image ①]	w: 1440 d: 840 h: 330	Oak	
		Walnut	
		*Accessory: height adjusters	
Kiori Taku 120 × 120 [Image ②]	w: 1200 d: 1200 h: 330	Oak	
		Walnut	
		*Accessory: height adjusters	
Kiori Taku 102 × 102	w: 1020 d: 1020 h: 330	Oak	
		Walnut	
		*Accessory: height adjusters	
Kiori Taku 78 × 78	w: 780 d: 780 h: 450	Oak	
		Walnut	
		*Accessory: height adjusters	
Nest Table [Image ③]	L   S   SET		
	(L) w: 1180 d: 540 h: 350 (S) w: 1080 d: 540 h: 300	Oak	
	*Height adjusters for a large table; a top board with grid for the smaller table	Walnut	
Side Board [Image ④]	w: 1700 d: 450 (table top 380) h: 900	Oak	
		Walnut	
		*The backside is also veneered. *Accessory: shelf boards (w: 557 × 2) *Depth varies by material wood shape.	
Console Table [Image ⑤]	w: 900 d: 400 h: 900	Oak	
		Walnut	
		*The backside is also veneered. *Accessory: shelf boards (w: 583 × 2) *Depth varies by material wood shape.	
Telephone Stand [Image ⑥]	w: 700 d: 350 (table top 330) h: 800	Oak	
		Walnut	
		*The backside is also veneered. *Accessory: shelf boards (w: 363 × 1) *Depth varies by material wood shape.	

Upper: After-tax  
Lower: Before-tax



# Item List







A dining chair designed by Antti Kotilainen based on a Scandinavian design philosophy—only leave the necessary parts. AATOS stands for "an noble thought" in Finnish. This is a well balanced chair that is light and robust. Available in wooden or upholstered backrest, good for both public and home use, and stackable.



## Wood coating


Japanese Oak NF/WNF/MBR/DBR/GY/DGY/BL

## Make-it-lower


Chair: 10mm 20mm 30mm 40mm

High Chair: up to 150 mm in 10 mm increments


## Footstep Colors



M-GY



S-GY



S-BL

## Fabric and leather

Fabric / leather unavailable for Stacking Chair UB and Stacking High Chair UB

F5 Avance

L2 RK

L4 GR

## Designer



Antti Kotilainen  
Finland





① Japanese Oak NF KP-DBR/L3



② Japanese Oak NF



③ Japanese Oak DBR Tonica LGY/F4



④ Japanese Oak NF Tonica LGY/F4

			F1	F2	F3	F4 / CL1	F5 / L2	L3	L4
Stacking Chair (Upholstered Seat) Stacking Chair H (Upholstered Seat) [Image ①]	w: 505 d: 495 h: 745 (765) sh: 450 (470) wt: 5.0	Japanese Oak							
			*Stackable up to 4						
Stacking Chair (Wooden Seat) Stacking Chair H (Wooden Seat) [Image ②]	w: 505 d: 495 h: 745 (765) sh: 430 (450) wt: 5.0	Japanese Oak							
			*Accessory: rubber cushions (four) *Stackable up to 4						
Stacking Chair UB (Upholstered Seat) Stacking Chair UB H (Upholstered Seat) [Image ③]	w: 505 d: 495 h: 750 (770) sh: 450 (470) wt: 5.0	Japanese Oak							
			*Stackable up to 4   Limit in fabric / leather						
Stacking Chair UB (Wooden Seat) Stacking Chair UB H (Wooden Seat) [Image ④]	w: 505 d: 495 h: 750 (770) sh: 430 (450) wt: 5.0	Japanese Oak							
			*Accessory: rubber cushions (four) *Stackable up to 4   Limit in fabric / leather						
Dolly [Image ⑤]		MDF							
			w: 600 d: 900 h: 635 *Stackable up to 6						

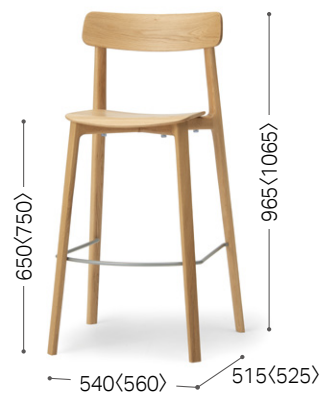
\*The figures in the angle brackets express the height of H type.

Upper: After-tax  
Lower: Before-tax





⑥ Japanese Oak MBR MG-BL/L3  
Footstep: S-GY



⑦ Japanese Oak NF Footstep: M-GY



⑧ Japanese Oak MBR MG-BL/L3  
Footstep: S-GY



⑨ Japanese Oak NF MG-BL/L3  
Footstep: M-GY



		F1	F2	F3	F4/CL1	F5/L2	L3	L4
Stacking High Chair (Upholstered Seat) Stacking High Chair H (Upholstered Seat) [Image ⑥]	w: 540 <560> d: 515 <525> h: 965 <1065> sh: 670 <770> wt: 7.0	Japanese Oak:						
		*Stackable up to 4   Three colors for available for the footstep						
Stacking High Chair (Wooden Seat) Stacking High Chair H (Wooden Seat) [Image ⑦]	w: 540 <560> d: 515 <525> h: 965 <1065> sh: 650 <750> wt: 7.0	Japanese Oak:						
		*Accessory: rubber cushions (four) *Stackable up to 4   Three colors for available for the footstep						
		F1	F2	F3	F4/CL1	F5	L3	L4
Stacking High Chair UB (Upholstered Seat) Stacking High Chair UB H (Upholstered Seat) [Image ⑧]	w: 540 <560> d: 515 <525> h: 970 <1070> sh: 670 <770> wt: 7.0	Japanese Oak:						
		*Stackable up to 4   Limit in fabric / leather   Three colors for available for the footstep						
Stacking High Chair UB (Wooden Seat) Stacking High Chair UB H (Wooden Seat) [Image ⑨]	w: 540 <560> d: 515 <525> h: 970 <1070> sh: 650 <750> wt: 7.0	Japanese Oak:						
		*Accessory: rubber cushions (four) *Stackable up to 4   Limit in fabric / leather   Three colors for available for the footstep						

\*The figures in the angle brackets express the height of H type.

Upper: After-tax  
Lower: Before-tax



Designed by world renown designer Gwenaël Nicolas, a dining chair that stands out and immediately brings out people's curiosity. In the design, well-expressed is one of the Japanese aesthetics—the imperfect beauty. Available in Japanese Oak, attractive by the iconic frame and backrest shape, fitting well in both Eastern and Western scenarios.



#### Wood coating

Japanese Oak NF/WNF/MBR/DBR/GY/DGY/BL

#### Fabric and leather

Fabric / leather unavailable for Armchair

- F1 Persia
- F2 Syuro
- F3 Sultan, Maple, Like, Linova
- F4 Magnolia
- F5 Avance, Camila, Kokyu, Rivie
- CL1 MR
- L2 RK
- L4 GR

#### Make-it-lower

Chair: 10mm 20mm 30mm 40mm

High Chair: up to 150 mm in 10 mm increments

#### Leather stitching

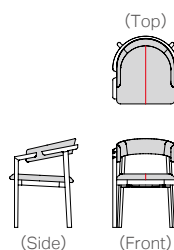
Stitch 

You can make it no-stitching with additional charge.  
Leather stitching is applied to the following:

- Armchair
  - Armchair H
  - High Armchair
  - High Armchair H
- [The drawing for Armchair]

Additional charge

+8,800  
+8,000



#### Designer



Gwenaël Nicolas  
France



① Japanese Oak WNF KP-LGY/L3



② Japanese Oak NF Zero BL/F5



③ Optional Footstep

		F1	F2	F3	F4	F5	L3
<b>Armchair</b> <b>Armchair H</b> [Image ①]	w: 565 d: 590 h: 745 (765) sh: 445 (465) ah: 590 (610) wt: 9.0	Japanese Oak					
		Limit in fabric / leather   Leather stitching					
<b>High Armchair</b> <b>High Armchair H</b> [Image ②]	w: 550 d: 540 h: 910 (1010) sh: 680 (780) ah: 765 (865) wt: 10.0	Japanese Oak					
		Limit in fabric / leather   Leather stitching					
<b>Optional Footstep</b> [Image ③]	*Hairline finished stainless steel						

\*The figures in the angle brackets express the height of H type.

Upper: After-tax  
Lower: Before-tax





Aima means “space or time in between something” in Japanese. As the name well expresses, the design feature of the lounge chair is the break in the arms. It’s eye-catching and adorning gathering places like a hotel lounge. The surrounding backrest and slightly inclined seat surface give a luxury comfort and firmly hold the body. This is the Japanese aesthetic interpreted as “incomplete beauty” by the French designer, Gwenaél Nicolas.

#### Wood coating

Japanese Oak NF / WNF / MBR / DBR / GY / DGY / BL

#### Fabric and leather

Fabric / leather unavailable for Easy Chair

- F1 Persia
- F2 Syuro
- F3 Sultan, Maple, Like, Linova
- F4 Magnolia
- F5 Avance, Kokyu, Rivie
- CL1 MR
- L2 RK
- L4 GR

#### Make-it-lower

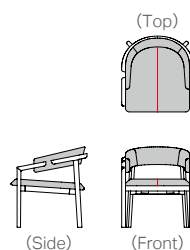
Chair: 10mm 20mm 30mm 40mm

#### Leather stitching

Stitch 

Leather stitching is applied to the following:

- Easy Chair



#### Designer

Gwenaél Nicolas  
France



Japanese Oak MBR MG-CGY/L3

#### Easy Chair

w: 615 d: 650  
h: 690  
sh: 415  
ah: 515

Japanese Oak:

| Limit in fabric / leather | Leather stitching |

F1 | F2 | F3 | F4 | F5 | L3

Upper: After-tax  
Lower: Before-tax

# RB TABLE



A massive solid wood round table that goes up to 2400 mm in diameter, featured by the dynamic wood grain and sharply shaped edge of the top board. The metal base is available in three different colors: silver, charcoal, and black. The high table is also available with an optional cable tray, which is good for office and even home use.



# RB TABLE



## Wood coating

Japanese Sen NF / WNF / MBR / DBR / GY / DGY / BL / OFN  
Japanese Elm NF / WNF / MBR / DBR / GY / DGY / BL / OFN  
Japanese Ash NF / WNF / MBR / DBR / GY / DGY / BL / OFN  
Japanese Oak NF / WNF / MBR / DBR / GY / DGY / BL / OFN  
Walnut CW / DBR / OFN  
\*OFN and Japanese Sen are not available for the rotating tray and Cable Tray and Cover

## Table base colors



## Number of leg props

For round tables, round high tables, and round low tables, the number of leg supports is 8 in 4 places when the tabletop size is 90 to 180 in diameter, and 12 in 6 places when the tabletop size is 200 to 240 in diameter.

## Designer



Kiyoshi Sadogawa  
Japan



Table 240 × 120  
Table 240 × 120 H  
Table 240 × 120 LD

w: 2400 d: 1200  
h: 710 <740> (680)  
h2: 670 <700> (640)

Japanese Sen	
Japanese Elm	
Japanese Ash	
Japanese Oak	
Walnut	

\*Solid wood top (vertical joint) \*Accessory: height adjusters  
\*Legs are splittable. | Three colors available for the base |  
\*See p.11 for more information on vertical joints.

Table 220 × 120  
Table 220 × 120 H  
Table 220 × 120 LD  
[Image ①]

w: 2200 d: 1200  
h: 710 <740> (680)  
h2: 670 <700> (640)

Japanese Sen	
Japanese Elm	
Japanese Ash	
Japanese Oak	
Walnut	

\*Solid wood top (vertical joint) \*Accessory: height adjusters  
\*Legs are splittable. | Three colors available for the base |  
\*See p.11 for more information on vertical joints.

\*The figures in the angle brackets express the height of H type; ones in the parentheses express the height of LD type.  
\*Top board: random-match

Upper: After-tax  
Lower: Before-tax





## Round Table Round Table H Round Table LD

[Image ②③]

\*Solid wood top (with vertical joints for tables longer than 2101 mm) \*Accessory: height adjusters  
\*Table top and base (dia: 180–240) : ready-to-assemble \*Base (dia: 90–150) : ready-to-assemble  
\*See p.11 for more information on vertical joints. | Three colors available for the base |

dia:	900	1050	1200	1350	1500	1800	2000	2200	2400
Japanese Sen									
Japanese Elm									
Japanese Ash									
Japanese Oak									
Walnut									

h: 710 (740) (680) h2: 670 (700) (640)

\*The figures in the angle brackets express the height of H type; ones in the parentheses express the height of LD type. \*Top board: random-match



## Round High Table Round High Table H

[Image ④]

\*Solid wood top (with vertical joints for tables longer than 2101 mm) \*Accessory: height adjusters  
\*Table top and base (dia: 180–240) : ready-to-assemble \*Base (dia: 90–150) : ready-to-assemble  
\*See p.11 for more information on vertical joints. | Three colors available for the base |

dia:	900	1050	1200	1350	1500	1800	2000	2200	2400
Japanese Sen									
Japanese Elm									
Japanese Ash									
Japanese Oak									
Walnut									

h: 1000 (1100) h2: 960 (1060)

\*The figures in the angle brackets express the height of H type. \*Top board: random-match

Upper: After-tax  
Lower: Before-tax

RB TABLE



⑤ Japanese Oak OFN Table base: S-GY



Round Low Table L  
Round Low Table M  
Round Low Table H  
[Image ⑤ : L]

\*Solid wood top (with vertical joints for tables longer than 2101 mm)    \*Accessory: height adjusters  
\*Table top and base (dia: 180–240) : ready-to-assemble    \*Base (dia: 90–150) : ready-to-assemble  
\*See p.11 for more information on vertical joints.    | Three colors available for the base    |

dia:	900	1050	1200	1350	1500	1800	2000	2200	2400
Japanese Sen:									
Japanese Elm:									
Japanese Ash:									
Japanese Oak:									
Walnut									

h: 350/450/550

\*The three figures separated by slashes (from left to right) for h are the heights of L, M and H type tables.    \*Top board: random-match



⑥ The rotating tray is just placed, not fixed.



⑦ Cable Tray and Cover for the round table  
(Image on right: a tray for wires and wiring covers)

Rotating Tray 135	dia: 1350 h: 45	<div>Japanese Elm</div> <div>Japanese Ash</div> <div>Japanese Oak</div> <div>Walnut</div>
Rotating Tray 110	dia: 1100 h: 45	<div>Japanese Elm</div> <div>Japanese Ash</div> <div>Japanese Oak</div> <div>Walnut</div>
Rotating Tray 90 [Image ⑥]	dia: 900 h: 45	<div>Japanese Elm</div> <div>Japanese Ash</div> <div>Japanese Oak</div> <div>Walnut</div>
Cable Tray and Cover for the round table [Image ⑦]	dia: 195 h: 70 Tray dia: 400 t: 15  Hole-processing on the top board, a tray for wires, and wiring covers *The tray and covers are finished in the same color.	<div>Japanese Elm</div> <div>Japanese Ash</div> <div>Japanese Oak</div> <div>Walnut</div>

Upper: After-tax  
Lower: Before-tax



# RS SOFA

20



RS sofa is rather wide and low compared to other sofa collections. The back of the sofa is supported by a wooden vertical lattice frame that gives people an image of stability. The corner sofa is finely angled so that people sitting next to each other can talk more closely. The headrest provides neck and head support, detachable when not needed.



## Wood coating

Japanese Oak NF / WNF / MBR / DBR / GY / DGY / BL

## Designer

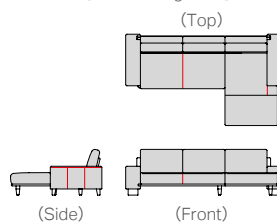
Minoru Nagahara (1935-2015)  
Japan

## Leather stitching

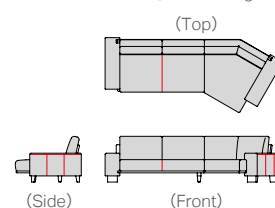
Stitch —

Leather stitching is applied to the following:

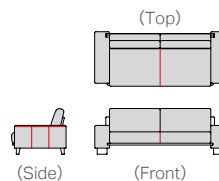
- Long Seat L (R) [The drawing for L]



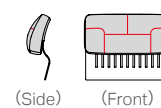
- Corner Sofa L (R) [The drawing for L]



- 3P Sofa



- Headrest (M)






① Japanese Oak DBR Maple DBR/F3



② Japanese Oak WNF Blend LGY/F2



③ Japanese Oak NF Avance BR/F5



⑥ Japanese Oak NF Avance BR/F5



④ Japanese Oak DBR Maple DBR/F3



⑤ Japanese Oak NF Avance BR/F5



		F1	F2	F3	F4/CL1	F5/L2	L3	L4
<b>Long Seat L (R)</b> [Image ① : R]	w: 2545 d: 1490 h: 745 sh: 365 ah: 470	Japanese Oak						
		*Accessory: middle legs with an adjuster   Leather stitching						
<b>3P Sofa</b> [Image ② : ]	w: 2130 d: 890 h: 745 sh: 365 ah: 470	Japanese Oak						
		Leather stitching						
<b>Corner Sofa L (R)</b> [Image ③ : R]	w: 2885 d: 1225 h: 745 sh: 365 ah: 470	Japanese Oak						
		*Accessory: middle legs with an adjuster   Leather stitching						
<b>Ottoman (W)</b> [Image ④ : ]	w: 855 d: 670 h: 365	Japanese Oak						
<b>Ottoman</b> [Image ⑤ : ]	w: 550 d: 400 h: 365	Japanese Oak						
<b>Headrest (M)</b> [Image ⑥ : ]	w: 500 d: 145 h: 400 Height including the headrest: 980	Japanese Oak						
		Leather stitching						

\*The long seater L has the wide space on your left when you sit with legs down (vice versa).

\*The corner sofa L has the armrest on its left (vice versa).

Upper: After-tax  
Lower: Before-tax



This unique shaped sofa with its curved seating is one of the long-life products of CondeHouse. For the lifestyle of Japanese people, this sofa, good to dine and sleep on, is perfect because the boundaries are blurred between dining and living rooms.



#### Wood coating

Japanese Elm NF/WNF/MBR/DBR/GY/DGY/BL  
Japanese Ash NF/WNF/MBR/DBR/GY/DGY/BL

#### Fabric and leather

Fabric / leather unavailable for Sofa Bed, Sofa Bed (S)  
F3 Ultrasuede

#### Make-it-lower

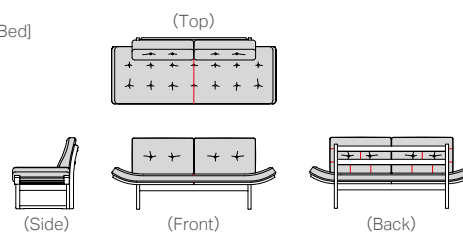
Armchair (N) : 10mm 20mm 30mm 40mm

#### Leather stitching

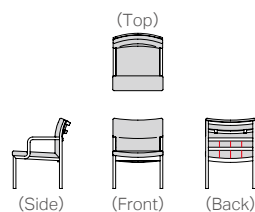
Stitch

Leather stitching is applied to the following:

- Sofa Bed
  - Sofa Bed (S)
- [The drawing for Sofa Bed]



- Armchair (N)



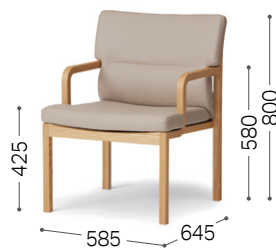




① Japanese Ash MBR MG-LGY/L3



② Japanese Ash NF Blend LGY/F2



③ Japanese Ash NF MG-LGY/L3

			F1	F2	F3	F4/CL1	F5/L2	L3	L4
<b>Sofa Bed</b> [Image ①] w: 1860 d: 750 h: 810 sh: 400   Limit in fabric / leather   Leather stitching	Japanese Elm								
	Japanese Ash								
<b>Sofa Bed (S)</b> [Image ②] w: 1640 d: 750 h: 810 sh: 400   Limit in fabric / leather   Leather stitching	Japanese Elm								
	Japanese Ash								
<b>Armchair (N)</b> [Image ③] w: 585 d: 645 h: 800 sh: 425 ah: 580 wt: 7.0   Leather stitching	Japanese Elm								
	Japanese Ash								

Upper: After-tax  
Lower: Before-tax



“Surprisingly spacious” was the impression of people who sat on it for the first time. IKORO was born from the concept: a modular sofa that makes the most of limited space in condominiums in urban areas. Its greatest feature is its size, which is less than 2,000 mm wide even when combined in an L-shape. The back and elbows are thinly paneled to ensure a wide seat, which, together with soft comfortable seat surface, works to avoid cramped seating. Size is small but satisfaction is not: we are confident that we have achieved this goal we set at the time of development.



## ■ Design

The backrest and armrests are simple but finely tuned, and also the line of wood legs are so smooth, both of which create a mellow silhouette.

## ■ Structure

The backrest and armrests are upright so that the sofa doesn't create a dead space and can be set close to the wall. The backrest has a soft comfortable cushion part inward but is joined perfectly with the seat. Enjoy the comfortable combination of the backrest and seat.

## ■ Material

The legs are made of Hokkaido Ash wood. The seat has a newly introduced cushion configuration that disperses body pressure, provides a moderate sinking-in effect, and creates comfortability together with feathers on the surface layer.

## ■ Function

When the sofa is set in an L-shape, the size ranges from 1980 x 1260 mm to 2580 x 1860 mm, in increments of 15 cm. Three different heights are also available: the lower type is for ordinary houses; the higher for public spaces where people wear shoes on, for example. The covering upholstery is adopted (except for leather), and you can choose different fabrics/leathers for the seat and other parts (backrests and armrests). Enjoy coordinating the upholstery to suit the occasion and your preferences.

### Wood coating

Japanese Ash NF/WNF/MBR/DBR/GY/DGY/BL

### Covering

The upholstery of the seat, backrest, and armrest can be removed at home for maintenance when the upholstery is fabric (not leather).

### Height

L	sh: 360
M	sh: 400
H	sh: 430

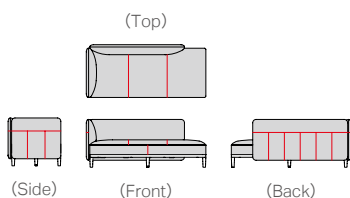


### Leather stitching

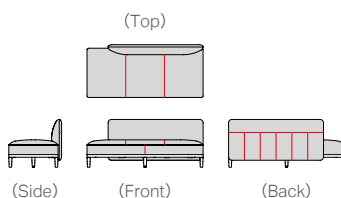
Stitch

Leather stitching is applied to the following:

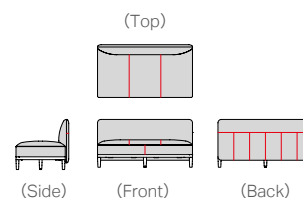
- SB One Arm 185 L (R) L/M/H
  - SB One Arm 170 L (R) L/M/H
- [The drawing for 170 R M]



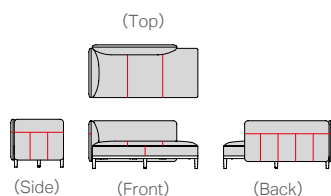
- SB Armless 180 L (R) L/M/H
  - SB Armless 165 L (R) L/M/H
- [The drawing for 165 L M]



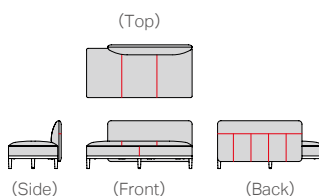
- FB Armless 150 L/M/H
  - FB Armless 135 L/M/H
- [The drawing for 135 M]



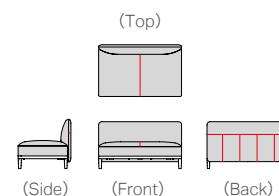
- SB One Arm 155 L (R) L/M/H
- [The drawing for R M]



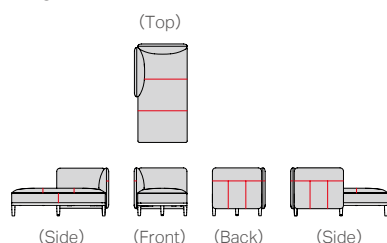
- SB Armless 150 L (R) L/M/H
- [The drawing for L M]



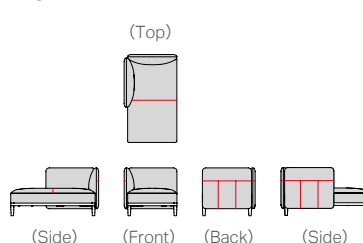
- FB Armless 120 L/M/H
- [The drawing for M]



- Long Seat 140 L (R) L/M/H
- [The drawing for R M]



- Long Seat 125 L (R) L/M/H
- [The drawing for R M]








① Japanese Ash DGY Longchamp CGY/F2



② Japanese Ash GY Tonica LGY/F4  
Camila BU/F5 [Back and Arm]

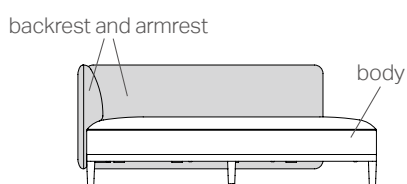


③ Japanese Ash WMF EN-BE/L3



④ Japanese Ash DGY Longchamp CGY/F2

#### Name of each part of the sofa



#### ● SB One Arm

This short back (SB) type can form an L-shape sofa by combining it with the armless type. The space created by the short backrest will make you feel a sense of openness. In addition, accessibility is increased.

#### ● SB Armless

It provides a sense of openness and the impression of lightness to the room, and also, it is good to be combined with the one-arm type and long seater to make an L-shape sofa.

#### ● Long Seat

The combination of the long seater and armless type also makes an L-shape sofa. It provides a good seating area where you can stretch out your legs and relax. The backrest and armrest are set in one corner, which make good accessibility. Two types of depth are available.

#### ● FB Armless

A simple bench shaped type, good to be combined with the SB one-arm or long seater. The smallest L-shape sofa can be made by the size of 1200.

			F1	F2	F3	F4 / CL1	F5 / L2	L3	L4
SB One Arm 185 L (R) L			Japanese Ash						
SB One Arm 185 L (R) M									
SB One Arm 185 L (R) H			Only covering seat						
*Accessory: middle legs with an adjuster   *Feather is partially included in seat cushions.   *Covering available for fabric upholstery only       Leather stitching									
SB One Arm 185 L (R) Backrest and Armrest									
			Only covering seat						
*Covering available for fabric upholstery only       Leather stitching									
SB One Arm 185 L (R) L			Japanese Ash						
SB One Arm 185 L (R) M									
SB One Arm 185 L (R) H			Only covering seat						
with Backrest and Armrest									
[Image ⓘ : R H]			w: 1860 Backrest w: 1490 d: 760 h: 640/680/710 sh: 360/400/430						
SB One Arm 170 L (R) L			Japanese Ash						
SB One Arm 170 L (R) M									
SB One Arm 170 L (R) H			Only covering seat						
*Accessory: middle legs with an adjuster   *Feather is partially included in seat cushions.   *Covering available for fabric upholstery only       Leather stitching									
SB One Arm 170 L (R) Backrest and Armrest									
			Only covering seat						
*Covering available for fabric upholstery only       Leather stitching									
SB One Arm 170 L (R) L			Japanese Ash						
SB One Arm 170 L (R) M									
SB One Arm 170 L (R) H			Only covering seat						
with Backrest and Armrest									
			w: 1710 Backrest w: 1340 d: 760 h: 640/680/710 sh: 360/400/430						
SB One Arm 155 L (R) L			Japanese Ash						
SB One Arm 155 L (R) M									
SB One Arm 155 L (R) H			Only covering seat						
*Accessory: middle legs with an adjuster   *Feather is partially included in seat cushions.   *Covering available for fabric upholstery only       Leather stitching									
SB One Arm 155 L (R) Backrest and Armrest									
			Only covering seat						
*Covering available for fabric upholstery only       Leather stitching									
SB One Arm 155 L (R) L			Japanese Ash						
SB One Arm 155 L (R) M									
SB One Arm 155 L (R) H			Only covering seat						
with Backrest and Armrest									
			w: 1560 Backrest w: 1190 d: 760 h: 640/680/710 sh: 360/400/430						

\*The three figures separated by slashes (from left to right) for h are the heights of L, M and H type tables.  
 \*L has the armrest on its left (vice versa).

Upper: After-tax  
 Lower: Before-tax



			F1	F2	F3	F4 / CL1	F5 / L2	L3	L4
Long Seat 140 L (R) L									
Long Seat 140 L (R) M			Japanese Ash						
Long Seat 140 L (R) H			Only covering seat						
*Accessory: middle legs with an adjuster			*Feather is partially included in seat cushions.						
			*Covering available for fabric upholstery only						
			Leather stitching						
Long Seat 140 L (R) Backrest and Armrest									
			Only covering seat						
			*Covering available for fabric upholstery only						
			Leather stitching						
Long Seat 140 L (R) L									
Long Seat 140 L (R) M			Japanese Ash						
Long Seat 140 L (R) H									
with Backrest and Armrest			Only covering seat						
[Image (2) : R L]									
Long Seat 125 L (R) L									
Long Seat 125 L (R) M			Japanese Ash						
Long Seat 125 L (R) H									
			Only covering seat						
*Feather is partially included in seat cushions.			*Covering available for fabric upholstery only						
			Leather stitching						
Long Seat 125 L (R) Backrest and Armrest									
			Only covering seat						
			*Covering available for fabric upholstery only						
			Leather stitching						
Long Seat 125 L (R) L									
Long Seat 125 L (R) M			Japanese Ash						
Long Seat 125 L (R) H									
with Backrest and Armrest			Only covering seat						



\*The three figures separated by slashes (from left to right) for h are the heights of L, M and H type tables.

\*L has the armrest on its left (vice versa).

Upper: After-tax

Lower: Before-tax



		F1	F2	F3	F4 / CL1	F5 / L2	L3	L4
SB Armless 180 L (R) L		Japanese Ash						
SB Armless 180 L (R) M								
SB Armless 180 L (R) H		Only covering seat						
*Accessory: middle legs with an adjuster   *Feather is partially included in seat cushions.   *Covering available for fabric upholstery only       Leather stitching								
SB Armless 180 L (R) Backrest								
		Only covering seat						
*Covering available for fabric upholstery only       Leather stitching								
SB Armless 180 L (R) L		Japanese Ash						
SB Armless 180 L (R) M								
SB Armless 180 L (R) H		Only covering seat						
with Backrest								
SB Armless 165 L (R) L		Japanese Ash						
SB Armless 165 L (R) M								
SB Armless 165 L (R) H		Only covering seat						
*Accessory: middle legs with an adjuster   *Feather is partially included in seat cushions.   *Covering available for fabric upholstery only       Leather stitching								
SB Armless 165 L (R) Backrest								
		Only covering seat						
*Covering available for fabric upholstery only       Leather stitching								
SB Armless 165 L (R) L		Japanese Ash						
SB Armless 165 L (R) M								
SB Armless 165 L (R) H		Only covering seat						
with Backrest								
SB Armless 150 L (R) L		Japanese Ash						
SB Armless 150 L (R) M								
SB Armless 150 L (R) H		Only covering seat						
*Accessory: middle legs with an adjuster   *Feather is partially included in seat cushions.   *Covering available for fabric upholstery only       Leather stitching								
SB Armless 150 L (R) Backrest								
		Only covering seat						
*Covering available for fabric upholstery only       Leather stitching								
SB Armless 150 L (R) L		Japanese Ash						
SB Armless 150 L (R) M								
SB Armless 150 L (R) H		Only covering seat						
with Backrest								
[Image ③ : L M]								

\*The three figures separated by slashes (from left to right) for h are the heights of L, M and H type tables.

\*The one with the backrest extending to the edge on your left is L (vice versa)

Upper: After-tax  
Lower: Before-tax



		F1	F2	F3	F4/CL1	F5/L2	L3	L4
FB Armless 150 L FB Armless 150 M FB Armless 150 H		<div>Japanese Ash</div> <div>Only covering seat</div>						
<div>*Accessory: middle legs with an adjuster</div> <div>*Feather is partially included in seat cushions.</div> <div>*Covering available for fabric upholstery only</div> <div>Leather stitching</div>								
FB Armless 150 Backrest		<div>Only covering seat</div> <div>*Covering available for fabric upholstery only</div> <div>Leather stitching</div>						
FB Armless 150 L FB Armless 150 M FB Armless 150 H with Backrest	w: 1520 d: 760 h: 640/680/710 sh: 360/400/430	<div>Japanese Ash</div> <div>Only covering seat</div>						
FB Armless 135 L FB Armless 135 M FB Armless 135 H		<div>Japanese Ash</div> <div>Only covering seat</div>						
<div>*Accessory: middle legs with an adjuster</div> <div>*Feather is partially included in seat cushions.</div> <div>*Covering available for fabric upholstery only</div> <div>Leather stitching</div>								
FB Armless 135 Backrest		<div>Only covering seat</div> <div>*Covering available for fabric upholstery only</div> <div>Leather stitching</div>						
FB Armless 135 L FB Armless 135 M FB Armless 135 H with Backrest	w: 1370 d: 760 h: 640/680/710 sh: 360/400/430	<div>Japanese Ash</div> <div>Only covering seat</div>						
<div>[Image 4 : H]</div>								
FB Armless 120 L FB Armless 120 M FB Armless 120 H		<div>Japanese Ash</div> <div>Only covering seat</div>						
<div>*Feather is partially included in seat cushions.</div> <div>*Covering available for fabric upholstery only</div> <div>Leather stitching</div>								
FB Armless 120 Backrest		<div>Only covering seat</div> <div>*Covering available for fabric upholstery only</div> <div>Leather stitching</div>						
FB Armless 120 L FB Armless 120 M FB Armless 120 H with Backrest	w: 1220 d: 760 h: 640/680/710 sh: 360/400/430	<div>Japanese Ash</div> <div>Only covering seat</div>						

\*The three figures separated by slashes (from left to right) for h are the heights of L, M and H type tables.



Upper: After-tax  
Lower: Before-tax



Microfiber cushions are slightly higher than the backrest and armrest of the sofa, providing soft support for the body. Two sizes are available according to the sofa size.

The side table is designed to be overhanging the SB one-arm or SB armless sofas to save space. The tabletop has a smooth raised edge, which gives it the look of a high-quality tray. The area under the top can be used as a temporary storage space for books or glasses. Available in three different heights to match the sofa.



		F1	F2	F3	F4 / CL1	F5 / L2	L3	L4
<b>Cushion (Large)</b> [Image ⑤]	600 × 460							
<b>Cushion (Small)</b> [Image ⑥]	550 × 460							
<b>Side Table 27 × 77 L</b> <b>Side Table 27 × 77 M</b> <b>Side Table 27 × 77 H</b> [Image ⑦ : H]	w: 270 d: 770 h: 475/515/545 storage area h: 70						Japanese Ash	85,800 78,000

\*Top board: random-match

Upper: After-tax  
Lower: Before-tax





The shape of the sofa is designed based on ergonomics but still looks elegant. The hardness of the seat, the thickness of the cushion, and the angle of the backrest, everything is carefully calculated in order to reach maximum comfort.



## Wood coating

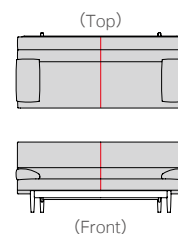
Japanese Oak NF / WNF / MBR / DBR / GY / DGY / BL

## Leather stitching

Stitch 

Leather stitching is applied to the following:

- 3P Sofa
  - 2P Sofa
- [The drawing for 3P Sofa]




## Designer



Noriyuki Ebina  
Japan



① Japanese Oak NF Rinova BU/F3



② Japanese Oak MBR MG-LGY/L3



③ Japanese Oak NF Magnolia GY/F4

			F1		F2		F3		F4 / CL1		F5 / L2		L3		L4	
3P Sofa [Image ①]	w: 1900 d: 860 h: 800 sh: 380 ah: 480	Japanese Oak														
		*The arm cushions are movable.   Leather stitching														
2P Sofa [Image ②]	w: 1600 d: 860 h: 800 sh: 380 ah: 480	Japanese Oak														
		*The arm cushions are movable.   Leather stitching														
Ottoman [Image ③]	w: 650 d: 500 h: 380	Japanese Oak														

Upper: After-tax  
Lower: Before-tax

# SL TABLE



This leg shape is common, may look nothing special at first glance. What makes this table unique is the legs made of wood, though this type of table legs are made of metal in most cases. We elaborated the shape of the leg surface to make a good touch. Anticipating users will feel the table legs with their toes. Two heights (710 mm or 740 mm) and an optional cable tray are available.



## Wood coating

Common for Japanese Sen, Japanese Elm and Japanese Oak  
 NF/NFWNF/NFMBR/NFDDBR/NFGY/NFDGY/NFBL  
 /WNF/WNFNF/WNFMBR/WNFDBR/WNFGY/WNFDGY/WNFBL  
 /MBR/MBRNF/MBRWNF/MBRDBR/MBRGY/MBRDGY/MBRBL  
 /DBR/DBRNF/DBRWNF/DBRMBR/DBRGY/DBRDGY/DBRBL  
 /GY/GYNF/GYWNF/GYMBR/GYDBR/GYDGY/GYBL  
 /DGY/DGYNF/DGYWNF/DGYMBR/DGYDBR/DGYGY/DGYBL  
 /BL/BLNF/BLWNF/BLMBR/BLDBR/BLGY/BLDGY  
 /OFN/OFNNF/OFNWNF/OFNMBR/OFNDBR/OFNGY/OFNDGY/OFNBL

Walnut CW/CWDBR/DBR/DBRCW/OFN/OFNCW/OFNDBR

\*Wood and finish are indicated as follows: top board finish + leg finish

\*Japanese elm is available for legs in any color at the price of walnut.

## Table leg positions



(outside)



(inside)

## Basic specification

\*Solid wood top

\*Accessory: height adjusters, reinforcement back beam (for ones wider than 1700 mm)



Three-piece type for the top board of 2000-2400

## Cable Tray

Four-piece type for the top board of 2500-2700 w: 1240 d: 110 h: 110

Three-piece type for the top board of 2000-2400 w: 930 d: 110 h: 110

Two-piece type for the top board of 1500-1900 w: 620 d: 110 h: 110

h2 including the cable tray:  
575 (605)

An optional set of hole-processing on the top board and a cable tray and cover (made of solid wood)

\*The tray cover is made of the same wood; finished in the same color as the top board.

\*The figures in the angle brackets express the height of H type.

Upper: After-tax  
Lower: Before-tax

SL TABLE



Solid Wood Table / Solid Wood Table H

w:		1500		1600		1700		1800		1900		2000		2100
d: 850	Japanese Sen													
	Japanese Elm													
	Japanese Oak													
	Walnut													
d: 900	Japanese Sen													
	Japanese Elm													
	Japanese Oak													
	Walnut													
d: 950	Japanese Sen													
	Japanese Elm													
	Japanese Oak													
	Walnut													
d: 1000	Japanese Sen													
	Japanese Elm													
	Japanese Oak													
	Walnut													
d: 1100	Japanese Sen													
	Japanese Elm													
	Japanese Oak													
	Walnut													
d: 1200	Japanese Sen													
	Japanese Elm													
	Japanese Oak													
	Walnut													
h: 710<740> h2: 675<705> h3: 635<665>														
wbl: (inside / outside)		1000/1220			1100/1320			1200/1420			1400/1620			

\*The figures in the angle brackets express the height of H type.

\*h3: height from the floor to the top beam of the legs

\*Top board: random-match

Upper: After-tax  
Lower: Before-tax



## Solid Wood Table / Solid Wood Table H

\*Solid-wood top (with vertical joints for tables longer than 2101 mm). See p.11 for more information on vertical joints.

w:		2200	2300	2400	2500	2600	2700
d: 850	Japanese Sen Japanese Elm						
	Japanese Oak						
	Walnut						
d: 900	Japanese Sen Japanese Elm						
	Japanese Oak						
	Walnut						
d: 950	Japanese Sen Japanese Elm						
	Japanese Oak						
	Walnut						
d: 1000	Japanese Sen Japanese Elm						
	Japanese Oak						
	Walnut						
d: 1100	Japanese Sen Japanese Elm						
	Japanese Oak						
	Walnut						
d: 1200	Japanese Sen Japanese Elm						
	Japanese Oak						
	Walnut						

h: 710<740> h2: 675<705> h3: 635<665>

wbl: (inside / outside)

1600/1820

1800/2020

\*The figures in the angle brackets express the height of H type.

\*h3: height from the floor to the top beam of the legs \*Top board: random-match

Upper: After-tax  
Lower: Before-tax





A well-balanced, comforting chair good for formal occasions. It has a wide and high hexagon backrest that supports your body from all angles. Seat and back cushions provide comfort to enhance your dining experience. A fascinating chair for spending a good time with people close to you.



Wood coating

Japanese Oak NF / WNF / MBR / DBR / GY / DGY / BL

Make-it-lower

Chair: 10mm 20mm 30mm 40mm

Leather stitching

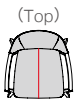
Stitch 

You can make it no-stitching with additional charge. Leather stitching is applied to the following:

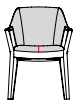
- Armchair  
Armchair H
  - Side Chair  
Side Chair H
- [The drawing for Armchair]

Additional charge

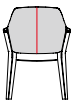
+8,800  
+8,000



(Side)



(Front)



(Back)

Designer



Hoffmann Kahleyss Design  
Germany

Upper: After-tax  
Lower: Before-tax



① Japanese Oak NF MG-CGY/L3



② Japanese Oak GY Sarmassa LGY/F4

		F1	F2	F3	F4/CL1	F5/L2	L3	L4
<b>Armchair</b> <b>Armchair H</b> [Image ①]	w: 595 d: 610 h: 815 (835) sh: 455 (475) ah: 600 (620) wt: 8.5	Japanese Oak						
		Leather stitching						
<b>Side Chair</b> <b>Side Chair H</b> [Image ②]	w: 525 d: 610 h: 815 (835) sh: 455 (475) wt: 8.0	Japanese Oak						
		Leather stitching						

\*The figures in the angle brackets express the height of H type.

Upper: After-tax  
Lower: Before-tax



CondeHouse founder Minoru Nagahara designed this table on the inspiration from pinwheels, a toy that originated in the United States. The top board is veneered, and only the edge part is solid wood shaped like a plate. The combined structure works to make it light and easy to carry.

Wood coating

- Japanese Elm NF / WNF / MBR / DBR / GY / DGY / BL
- Japanese Ash NF / WNF / MBR / DBR / GY / DGY / BL
- Japanese Cherry NF / WNF / MBR / DBR / GY / DGY / BL
- Japanese Oak NF / WNF / MBR / DBR / GY / DGY / BL
- Walnut CW / DBR

Designer

Minoru Nagahara  
(1935-2015)  
Japan



① Japanese Oak NF



② Japanese Oak NF



③ Japanese Ash NF

Round Table 50 (L) [Image ①]	dia: 500 h: 450	<div>Japanese Elm</div> <div>Japanese Ash Japanese Cherry</div> <div>Japanese Oak</div> <div>Walnut</div>
Round Table 50 (M) [Image ②]	dia: 500 h: 350	<div>Japanese Elm</div> <div>Japanese Ash Japanese Cherry</div> <div>Japanese Oak</div> <div>Walnut</div>
Round Table 70 (M) [Image ③]	dia: 700 h: 400	<div>Japanese Elm</div> <div>Japanese Ash Japanese Cherry</div> <div>Japanese Oak</div> <div>Walnut</div>

Upper: After-tax  
Lower: Before-tax





This table is inspired by the geographic feature of the same name. The table top has a thickness of 25 mm, and a canyon is carefully crafted right in the middle. The table top tapered to the edge is connected inward with the wood legs using stainless steel, which creates a look of floating.

#### Wood coating

Japanese Oak NF/WNF/MBR/DBR/GY/DGY/BL/OFN  
Walnut CW/DBR/OFN

#### Make-it-lower

Table: 10mm 20mm 30mm

#### Canyon

The surface of the canyon part is hairline finished. No-canyon type is also available (the same in price).



#### Solid Wood Table 240 × 100 Solid Wood Table 240 × 100 H

[image]

w: 2400 d: 1000 h: 710 <740> h1: 675 <705>  
h2: 625 <655> wbl: 1570 h3: 585 <615>  
Solid-wood top (with vertical joints, except for walnut)  
\*Accessory: height adjusters; cross beams  
\*See p.11 for more information on vertical joints.

Japanese Oak

Walnut

#### Solid Wood Table 210 × 95 Solid Wood Table 210 × 95 H

w: 2100 d: 950 h: 710 <740> h1: 675 <705>  
h2: 625 <655> wbl: 1370 h3: 585 <615>

\*Solid wood top with cross beams  
\*Accessory: height adjusters

Japanese Oak

Walnut

#### Solid Wood Table 180 × 90 Solid Wood Table 180 × 90 H

w: 1800 d: 900 h: 710 <740> h1: 675 <705>  
wbl: 1300 h3: 585 <615>

\*Solid wood top \*Accessory: height adjusters

Japanese Oak

Walnut

\*The figures in the angle brackets express the height of H type.  
\*h3: height from the floor to the top beam of the legs \*Top board: random-match



A stackable work of art designed by a Finnish designer, Mikko Halonen. KIILA is a chair designed to maximize the relaxation of all who sit in it. A gently-sloping line can be seen from the armrests all the way to the backrest. The chair was a finalist in the International Furniture Design Competition in Asahikawa in 2011. A choice of a wooden or upholstered seat is available. It is made of the finest Japanese ash.



## Wood coating

Japanese Ash NF/WNF/MBR/DBR/GY/DGY/BL

## Make-it-lower

Chair: **10mm** **20mm** **30mm** **40mm**


## Fabric and leather

Fabric / leather unavailable for Stacking Chair UB

L2 RK

L4 GR

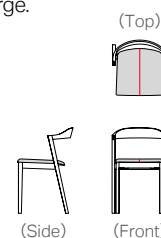
## Leather stitching

Stitch 

You can make it no-stitching with additional charge.

Leather stitching is applied to the following:

- Stacking Chair (Upholstered Seat)
  - Stacking Chair H (Upholstered Seat)
  - Stacking Chair UB (Upholstered Seat)
  - Stacking Chair UB H (Upholstered Seat)
- [The drawing for Stacking Chair (Upholstered Seat) ]



Additional charge


**+8,800**

**+8,000**

## Designer



Mikko Halonen  
Finland



⑤ MDF

Upper: After-tax  
Lower: Before-tax



① Japanese Ash NF RK-BL/L2



② Japanese Ash NF



③ Japanese Ash DGY Tonica DGY/F4



④ Japanese Ash GY MG-LGY/L3

			F1	F2	F3	F4 / CL1	F5 / L2	L3	L4
<b>Stacking Chair (Upholstered Seat)</b> <b>Stacking Chair H (Upholstered Seat)</b> [Image ①]	w: 470 d: 485 h: 720 (740) sh: 450 (470) ah: 650 (670) wt: 4.5	Japanese Ash *Stackable up to 4   Leather stitching							
<b>Stacking Chair (Wooden Seat)</b> <b>Stacking Chair H (Wooden Seat)</b> [Image ②]	w: 470 d: 480 h: 720 (740) sh: 430 (450) ah: 650 (670) wt: 4.5	*Stackable up to 4						Japanese Ash	
<b>Stacking Chair UB (Upholstered Seat)</b> <b>Stacking Chair UB H (Upholstered Seat)</b> [Image ③]	w: 470 d: 485 h: 720 (740) sh: 450 (470) ah: 650 (670) wt: 4.5	Japanese Ash *Stackable up to 4   Limit in fabric / leather   Leather stitching							
<b>Stacking Chair UB (Wooden Seat)</b> <b>Stacking Chair UB H (Wooden Seat)</b> [Image ④]	w: 470 d: 480 h: 720 (740) sh: 430 (450) ah: 650 (670) wt: 4.5	Japanese Ash *Stackable up to 4   Limit in fabric / leather							
<b>Dolly</b> [Image ⑤]	w: 600 d: 900 h: 685	*Stackable up to 10							MDF

\*The figures in the angle brackets express the height of H type.

Upper: After-tax  
Lower: Before-tax





A comfortable high stool, easy to stand up and sit down, versatile for restaurants, office meeting rooms, home, etc. It is designed by the German designer we've worked with for many years. He aimed to ease strain on the body by allowing people to change sitting posture freely. The long stool legs made of Hokkaido ash gives an intellectual air.



Wood coating

Japanese Ash NF/ WNF/ MBR/ DBR/ GY/ DGY/ BL

Fabric and leather

Fabric / leather unavailable for High Stool

- F3 Sultan
- F5 Avance, Camila
- CL1 MR
- L2 RK
- L4 GR

Make-it-lower

High Stool: up to 150 mm in 10 mm increments

Leather stitching



Leather stitching is applied to the following:

• High Stool  
High Stool H  
[The drawing for High Stool]

(Top)

(Side)

(Front)

(Back)

Designer



Michael Schneider  
Germany



① Japanese Ash GY Jan GY/ F2



② Optional Footstep

	F1	F2	F3	F4	F5	L3
<b>High Stool</b> <b>High Stool H</b> [Image ① : H ]	<div><div>Japanese Ash</div><div></div></div>					
	w: 440 <445> d: 480 <485> h: 780 <880> sh: 685 <785> wt: 6.0					
<b>Optional Footstep</b> [Image ② ]	*Hairline finished stainless steel					

\*Two different types of fabric / leather are selectable (the higher price is applied).  
| Limit in fabric / leather | Leather stitching |



A chair originally designed for a museum project by Hiroyoshi Yoneya from TONERICO:INC. The back of the chair is designed to be lower than the table not to stand out too much. KYOBASHI provides a sense of quietness and would not ruin the atmosphere even if the space is equipped with plenty of them. Available in Japanese Oak and in the wide variety of colors, good for both public and home use.







### Wood coating

Japanese Oak NF / WNF / MBR / DBR / GY / DGY / BL

### Make-it-lower

Chair: 10mm 20mm 30mm 40mm

### Covering Seat

The seat upholstery is removable for easy maintenance.



### Designer



TONERICO:INC.  
Hiroshi Yoneya  
Japan



① Japanese Oak GY MG-KGY/L3



② Japanese Oak DBR Like DGY/F3

		F1	F2	F3	F4 / CL1	F5 / L2	L3	L4
<b>Armchair</b> <b>Armchair H</b> [Image ①]	w: 610 d: 525 h: 680 <700> sh: 440 <460> wt: 6.0	Japanese Oak						
		Only covering seat						
<b>Side Chair</b> <b>Side Chair H</b> [Image ②]	w: 490 d: 480 h: 680 <700> sh: 440 <460> wt: 5.5	Japanese Oak						
		Only covering seat						

\*The figures in the angle brackets express the height of H type.

Upper: After-tax  
Lower: Before-tax



Designed by Motomi Kawakami is a modular sofa expressing the Japanese culture. The technical feature is three way miter joints to make the sturdy frame. The cushion is made of feather and urethane foam for maximum comfort. QUODO is available in Japanese ash or walnut.

Wood coating

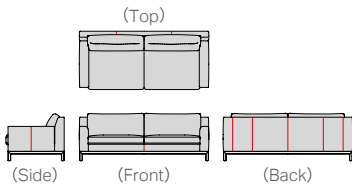
Japanese Ash NF/WNF/MBR/DBR/GY/DGY/BL  
Walnut CW/DBR

Leather stitching

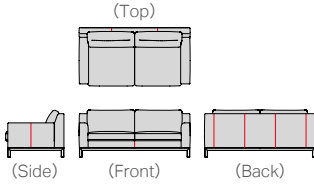
Stitch

Leather stitching is applied to the following:

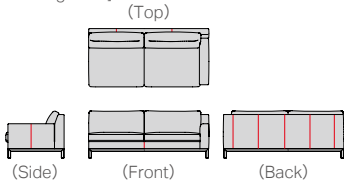
• Sofa 210



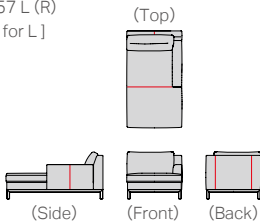
• Sofa 180



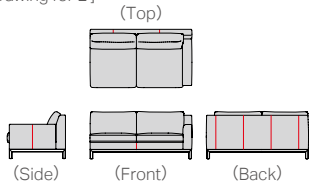
• One Arm 195 L (R)  
[The drawing for L]



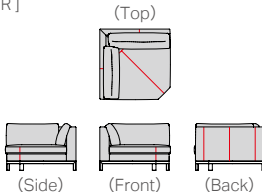
• Long Seat 157 L (R)  
[The drawing for L]



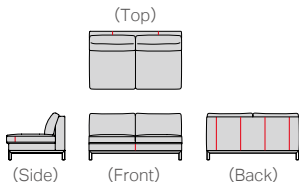
• One Arm 165 L (R)  
[The drawing for L]



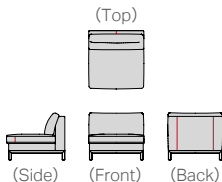
• Corner Sofa L (R)  
[The drawing for R]



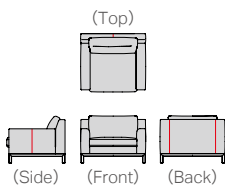
• Armless 150



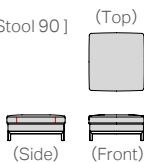
• Armless 90  
• Armless 75  
[The drawing for Armless 90]



• Armchair



• Stool 90  
• Stool 75  
[The drawing for Stool 90]



Designer




Motomi Kawakami  
Japan





① Japanese Ash NF Bentley GY/F5



② Japanese Ash DGY MG-LGY/L3



③ Japanese Ash MBR Bentley BR/F5

		F1	F2	F3	F4 / CL1	F5 / L2	L3	L4
Sofa 210 [Image ①]	w: 2110 d: 950 h: 770 sh: 420 ah: 560	<div>Japanese Ash</div>						
		<div>Walnut</div>						
*Accessory: height adjusters   Leather stitching   *Feather is partially included in seat cushions.								
Sofa 180	w: 1810 d: 950 h: 770 sh: 420 ah: 560	<div>Japanese Ash</div>						
		<div>Walnut</div>						
*Accessory: height adjusters   Leather stitching   *Feather is partially included in seat cushions.								
Seat Option for Sofa 180		*There is an option of changing the separated seating cushions to a single-piece seating cushion.   Leather stitching						
One Arm 195 L (R) [Image ② : L]	w: 1960 d: 950 h: 770 sh: 420 ah: 560	<div>Japanese Ash</div>						
		<div>Walnut</div>						
*Accessory: height adjusters   Leather stitching   *Feather is partially included in seat cushions.								
One Arm 165 L (R)	w: 1660 d: 950 h: 770 sh: 420 ah: 560	<div>Japanese Ash</div>						
		<div>Walnut</div>						
*Accessory: height adjusters   Leather stitching   *Feather is partially included in seat cushions.								
Seat Option for One Arm 165 L (R)		*There is an option of changing the separated seating cushions to a single-piece seating cushion.   Leather stitching						

\*L has the armrest on its left (vice versa).



④ Japanese Ash DGY MG-GBE/L3



⑤ Japanese Ash DGY MG-LGY/L3



⑥ Japanese Ash DGY Fine GY/F5



⑦ Japanese Ash DGY Fine GY/F5

		F1	F2	F3	F4/CL1	F5/L2	L3	L4
<b>Long Seat 157 L (R)</b> [Image ③ : R] w: 900 d: 1580 h: 770 sh: 420 ah: 560 *Accessory: height adjusters   Leather stitching   *Feather is partially included in seat cushions.	Japanese Ash							
	Walnut							
<b>Corner Sofa L (R)</b> [Image ⑤ : R] w: 1150 d: 1150 h: 770 sh: 420 *Accessory: height adjusters   Leather stitching   *It is necessary to select L or R appropriately for the correct direction of fabric patterns. *Feather is partially included in seat cushions.	Japanese Ash							
	Walnut							
<b>Armless 150</b> [Image ④] w: 1500 d: 950 h: 770 sh: 420 *Accessory: height adjusters   Leather stitching   *Feather is partially included in seat cushions.	Japanese Ash							
	Walnut							
<b>Seat Option for Armless 150</b>		*There is an option of changing the separated seating cushions to a single-piece seating cushion.   Leather stitching						
<b>Armless 90</b> [Image ⑥] w: 900 d: 950 h: 770 sh: 420 *Accessory: height adjusters   Leather stitching   *Feather is partially included in seat cushions.	Japanese Ash							
	Walnut							
<b>Armless 75</b> [Image ⑦] w: 750 d: 950 h: 770 sh: 420 *Accessory: height adjusters   Leather stitching   *Feather is partially included in seat cushions.	Japanese Ash							
	Walnut							

\*L has the armrest on its left (vice versa).

Upper: After-tax  
Lower: Before-tax



⑨ Japanese Ash NF MG-BL/L3



⑪ MG-GBE/L3



⑨ Japanese Ash MBR Bentley BR/F5




⑩ Japanese Ash DGY Bentley BR/F5

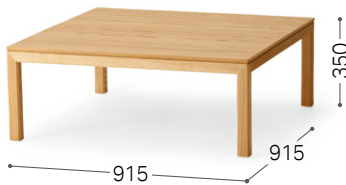
		F1	F2	F3	F4 / CL1	F5 / L2	L3	L4
<b>Armchair</b> [Image ⑧]	w: 1060 d: 950 h: 770 sh: 420 ah: 560	Japanese Ash						
		Walnut						
		*Accessory: height adjusters   Leather stitching   *Feather is partially included in seat cushions.						
<b>Stool 90</b> [Image ⑨]	w: 900 d: 950 h: 420	Japanese Ash						
		Walnut						
		*Accessory: height adjusters   Leather stitching   *Feather is partially included in seat cushions.						
<b>Stool 75</b> [Image ⑩]	w: 750 d: 630 h: 420	Japanese Ash						
		Walnut						
		*Accessory: height adjusters   Leather stitching   *Feather is partially included in seat cushions.						
<b>Headrest</b> [Image ⑪]	w: 640 d: 190 h: 800 Height including the headrest: 1020							

Upper: After-tax  
Lower: Before-tax





⑫ Walnut CW



⑬ Japanese Ash NF



⑭ Japanese Ash DGY

#### Table 110 × 55

[Image ⑫]

w: 1100 d: 550 h: 350

\*Accessory: height adjusters

Japanese Ash

Walnut

#### Table 91 × 91

[Image ⑬]

w: 915 d: 915 h: 350

\*Accessory: height adjusters

Japanese Ash

Walnut

#### Table 91 × 40

[Image ⑭]

w: 915 d: 400 h: 350

\*Accessory: height adjusters

Japanese Ash

Walnut

\*Top board: random-match


Upper: After-tax  
Lower: Before-tax



Japan Creative was founded in 2011 to deliver “a new value of Japanese craftsmanship” to the world by developing products through cooperation of Japanese manufacturers and both local and overseas creators. In their 23rd project with a theme of woodworking, CondeHouse collaborated with Raw-Edges, which resulted in a new proposal of stools and tables at the Milan Design Week - The Crust collection

Wood coating

Japanese Oak WNF/WNFMBR / WNFDBR / WNFGY / WNFDGY / WNFBL  
\*Wood and finish are indicated as follows: wood + top board finish + casing leg finish



Make-it-lower

Stool: 10mm 20mm 30mm 40mm  
High Stool: up to 150 mm in 10 mm increments

Designer



Raw-Edges  
United Kingdom



② Japanese Oak WNFBL



① Japanese Oak WNFGY



③ Japanese Oak WNFDGY



<b>Stool</b> [Image ①]	w: 410 d: 410 h: 475 sh: 450 wt: 4.5 *Solid wood seat	Japanese Oak
<b>High Stool</b> [Image ②]	w: 410 d: 410 h: 675 sh: 650 wt: 5.0 *Solid wood seat	Japanese Oak
<b>Table 80 × 42</b> [Image ③]	w: 800 d: 420 h: 370 h4: 350 *Solid wood top	Japanese Oak
*h4: floor-to-tabletop height		Upper: After-tax Lower: Before-tax



This modern Japanese style sofa is designed by Fumio Enomoto, in line with the Japanese image: organizing, compact, and quiet. Feathers are partially used in the seat cushions to increase comfort. The cushions and sofa itself can be made in different fabrics or leather to satisfy all tastes.

Wood coating

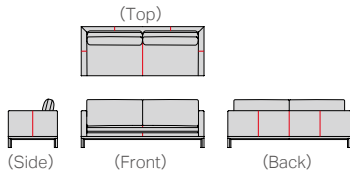
Japanese Ash NF/WNF/MBR/DBR/GY/DGY/BL

Leather stitching

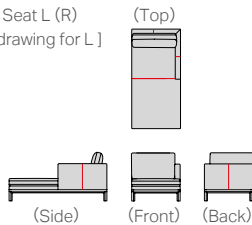
Stitch

Leather stitching is applied to the following:

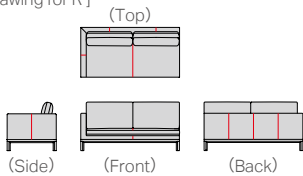
• 2.5P Sofa



• Long Seat L (R)  
[The drawing for L]



• 2P One Arm L (R)  
[The drawing for R]



Designer



Fumio Enomoto  
Japan





① Japanese Ash GY MG-LGY/L3  
Rinova BU/F3 [Cushion]



② Japanese Ash NF Biro GY/F4



③ Japanese Ash NF Biro GY/F4



④ Japanese Ash NF Biro GY/F4



⑤ Biro GY/F4



⑥ Biro GY/F4

2.5P Sofa

| Leather stitching |

2.5P Sofa  
Back and Seat Cushions

\*Feather is partially included in seat cushions. | Leather stitching |

2.5P Sofa  
+Back and Seat Cushions  
[Image ①]

w: 2000 d: 800  
h: 780 sh: 360  
ah: 600

	F1	F2	F3	F4 / CL1	F5 / L2	L3	L4
Japanese Ash							



			F1	F2	F3	F4 / CL1	F5 / L2	L3	L4						
Long Seat L (R)			Japanese Ash												
Leather stitching															
Long Seat L (R) Back and Seat Cushions															
*Feather is partially included in seat cushions.   Leather stitching															
Long Seat L (R) +Back and Seat Cushions	w: 800 d: 1600 h: 780 sh: 360 ah: 600	Japanese Ash													
[Image ② : R]															
2P One Arm L (R)			Japanese Ash												
Leather stitching															
2P One Arm L (R) Back and Seat Cushions															
*Feather is partially included in seat cushions.   Leather stitching															
2P One Arm L (R) +Back and Seat Cushions	w: 1600 d: 800 h: 780 sh: 360 ah: 600	Japanese Ash													
[Image ③ : L]															
Ottoman			Japanese Ash												
Ottoman Seat Cushion															
*Feather is partially included in seat cushions.															
Ottoman +Seat Cushion	w: 800 d: 800 h: 360	Japanese Ash													
[Image ④ ]															
Headrest	w: 700 d: 140 h: 800 Height including the headrest: 1000														
[Image ⑤ ]															
Arm Cushion	540 × 420														
[Image ⑥ ]															





KOTAN, a series of furniture developed for better sustainability and longevity. The chair might look simple but is very complicated in structure. Designer Naoto Fukasawa put in hours of work to make it comfortable, light, and durable at the same time. The series has tables with a wide variety in height, size, and material. Available in Japanese Ash and perfect for residences, stores, and office spaces.

Wood coating

Japanese Ash NF / WNF / MBR / DBR / GY / DGY / BL


Make-it-lower

Chair, Stool: 10mm 20mm 30mm 40mm  
High Chair, High Stool: up to 150 mm in 10 mm increments  
Oval Table, Table: 10mm 20mm 30mm

Table bade colors



Linoleum colors



Linoleum is natural material mainly consisting of linseed oil, and is eco-friendly with antibacterial, antiviral, and deodorizing effect.

Leather stitching

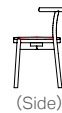


You can make it no-stitching with additional charge. Leather stitching is applied to the following:

- Chair (Upholstered Seat)
  - Chair H (Upholstered Seat)
  - Stool (Upholstered Seat)
  - Stool H (Upholstered Seat)
  - High Chair (Upholstered Seat)
  - High Chair H (Upholstered Seat)
  - High Stool (Upholstered Seat)
  - High Stool H (Upholstered Seat)
- [The drawing for Chair (Upholstered Seat) ]

Additional charge

+8,800  
+8,000



Designer



Naoto Fukasawa  
with Hiroyuki Tsuchida  
Japan



Stackable up to 6





① Japanese Ash WNF KP-DBR/L3



② Japanese Ash MBR



③ Japanese Ash GY (4023)



④ Japanese Ash BL BQ-BL/L3



⑤ Japanese Ash BL



⑥ Japanese Ash WNF (4175)



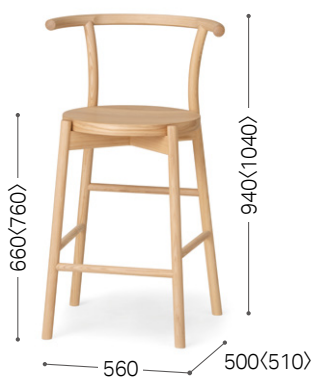
⑦ Japanese white birch laminated veneer lumber DGY

	F1	F2	F3	F4/CL1	F5/L2	L3	L4
Chair (Upholstered Seat) Chair H (Upholstered Seat) [Image ①]	Japanese Ash						
	*Stackable up to 6   Leather stitching						
Chair (Wooden Seat) Chair H (Wooden Seat) [Image ②]	Japanese Ash						
	*Stackable up to 6						
Chair (Linoleum) Chair H (Linoleum) [Image ③]	Japanese Ash						
	*The linoleum seat is available in 6 colors. *Stackable up to 6						
Stool (Upholstered Seat) Stool H (Upholstered Seat) [Image ④]	Japanese Ash						
	*Stackable up to 6   Leather stitching						
Stool (Wooden Seat) Stool H (Wooden Seat) [Image ⑤]	Japanese Ash						
	*Stackable up to 6						
Stool (Linoleum) Stool H (Linoleum) [Image ⑥]	Japanese Ash						
	*The linoleum seat is available in 6 colors. *Stackable up to 6						
Dolly [Image ⑦]	Japanese white birch laminated veneer lumber NF/DGY						
	*The carrier of kotan (chairs and stools) stackable up to 6 in all						

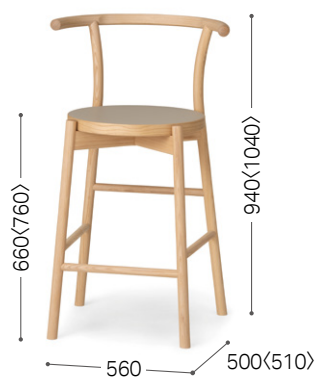
\*The figures in the angle brackets express the height of H type.  
Upper: After-tax  
Lower: Before-tax



⑧ Japanese Ash BL BQ-BL/L3  
Optional Footstep



⑨ Japanese Ash WNF



⑩ Japanese Ash WNF (4175)



⑪ Japanese Ash WNF MG-LGY/L3



⑫ Japanese Ash WNF



⑬ Japanese Ash BL (4176)  
Optional Footstep



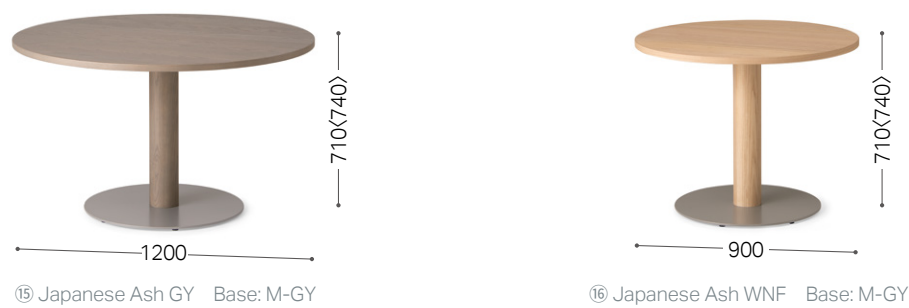
⑭ Optional Footstep

			F1	F2	F3	F4 / CL1	F5 / L2	L3	L4
<b>High Chair (Upholstered Seat)</b> <b>High Chair H (Upholstered Seat)</b> [Image ⑧ : H]	w: 560 d: 500 (510) h: 940 (1040) sh: 680 (780) wt: 6.0	Japanese Ash   Leather stitching							
<b>High Chair (Wooden Seat)</b> <b>High Chair H (Wooden Seat)</b> [Image ⑨]	w: 560 d: 500 (510) h: 940 (1040) sh: 660 (760) wt: 6.0							Japanese Ash	
<b>High Chair (Linoleum)</b> <b>High Chair H (Linoleum)</b> [Image ⑩]	w: 560 d: 500 (510) h: 940 (1040) sh: 660 (760) wt: 6.0	*The linoleum seat is available in 6 colors.						Japanese Ash	
<b>High Stool (Upholstered Seat)</b> <b>High Stool H (Upholstered Seat)</b> [Image ⑪]	w: 440 (455) d: 440 (455) h: 680 (780) wt: 5.0	Japanese Ash   Leather stitching							
<b>High Stool (Wooden Seat)</b> <b>High Stool H (Wooden Seat)</b> [Image ⑫]	w: 440 (455) d: 440 (455) h: 660 (760) wt: 5.0							Japanese Ash	
<b>High Stool (Linoleum)</b> <b>High Stool H (Linoleum)</b> [Image ⑬ : H]	w: 440 (455) d: 440 (455) h: 660 (760) wt: 5.0	*The linoleum seat is available in 6 colors.						Japanese Ash	
<b>Optional Footstep</b> [Image ⑭]		*Hairline finished stainless steel							

\*The figures in the angle brackets express the height of H type.

Upper: After-tax  
Lower: Before-tax





Round Table 120 Round Table 120 H [Image 15]	dia: 1200 h: 710 <740> h1: 680 <710>	Japanese Ash
*Accessory: height adjusters   Three colors available for the base part		
Round Table 120 (Linoleum) Round Table 120 H (Linoleum)	dia: 1200 h: 710 <740> h1: 680 <710>	Japanese Ash
*Accessory: height adjusters *The linoleum top board is available in 6 colors.   Three colors available for the base part		
Round Table 110 Round Table 110 H	dia: 1100 h: 710 <740> h1: 680 <710>	Japanese Ash
*Accessory: height adjusters   Three colors available for the base part		
Round Table 110 (Linoleum) Round Table 110 H (Linoleum)	dia: 1100 h: 710 <740> h1: 680 <710>	Japanese Ash
*Accessory: height adjusters *The linoleum top board is available in 6 colors.   Three colors available for the base part		
Round Table 100 Round Table 100 H	dia: 1000 h: 710 <740> h1: 680 <710>	Japanese Ash
*Accessory: height adjusters   Three colors available for the base part		
Round Table 100 (Linoleum) Round Table 100 H (Linoleum)	dia: 1000 h: 710 <740> h1: 680 <710>	Japanese Ash 246,000
*Accessory: height adjusters *The linoleum top board is available in 6 colors.   Three colors available for the base part		
Round Table 90 Round Table 90 H [Image 16]	dia: 900 h: 710 <740> h1: 680 <710>	Japanese Ash
*Accessory: height adjusters   Three colors available for the base part		
Round Table 90 (Linoleum) Round Table 90 H (Linoleum)	dia: 900 h: 710 <740> h1: 680 <710>	Japanese Ash
*Accessory: height adjusters *The linoleum top board is available in 6 colors.   Three colors available for the base part		

\*The figures in the angle brackets express the height of H type.

Upper: After-tax  
Lower: Before-tax



⑰ Japanese Ash WNF (4175) Base: M-GY



⑱ Japanese Ash WNF (4023) Base: M-GY

Round Table 80 Round Table 80 H	dia: 800 h: 710 〈740〉 h1: 680 〈710〉	Japanese Ash
*Accessory: height adjusters   Three colors available for the base part		
Round Table 80 (Linoleum) Round Table 80 H (Linoleum) [Image ⑰]	dia: 800 h: 710 〈740〉 h1: 680 〈710〉	Japanese Ash
*Accessory: height adjusters *The linoleum top board is available in 6 colors.   Three colors available for the base part		
Round Table 70 Round Table 70 H	dia: 700 h: 710 〈740〉 h1: 680 〈710〉	Japanese Ash
*Accessory: height adjusters   Three colors available for the base part		
Round Table 70 (Linoleum) Round Table 70 H (Linoleum)	dia: 700 h: 710 〈740〉 h1: 680 〈710〉	Japanese Ash
*Accessory: height adjusters *The linoleum top board is available in 6 colors.   Three colors available for the base part		
Round Table 60 Round Table 60 H	dia: 600 h: 710 〈740〉 h1: 680 〈710〉	Japanese Ash
*Accessory: height adjusters   Three colors available for the base part		
Round Table 60 (Linoleum) Round Table 60 H (Linoleum) [Image ⑱]	dia: 600 h: 710 〈740〉 h1: 680 〈710〉	Japanese Ash
*Accessory: height adjusters *The linoleum top board is available in 6 colors.   Three colors available for the base part		
Round Table 50 Round Table 50 H	dia: 500 h: 710 〈740〉 h1: 680 〈710〉	Japanese Ash
*Accessory: height adjusters   Three colors available for the base part		
Round Table 50 (Linoleum) Round Table 50 H (Linoleum)	dia: 500 h: 710 〈740〉 h1: 680 〈710〉	Japanese Ash
*Accessory: height adjusters *The linoleum top board is available in 6 colors.   Three colors available for the base part		

\*The figures in the angle brackets express the height of H type.

Upper: After-tax  
Lower: Before-tax



⑱ Japanese Ash BL (4176)




⑳ Japanese Ash GY

Oval Table 240 × 90 Oval Table 240 × 90 H	w: 2400 d: 900 h: 710〈740〉 h2: 610〈640〉 wbl: 1645	<div>Japanese Ash</div> <div></div>
	*Accessory: height adjusters	
Oval Table 240 × 90 (Linoleum) Oval Table 240 × 90 H (Linoleum)	w: 2400 d: 900 h: 710〈740〉 h2: 610〈640〉 wbl: 1645	<div>Japanese Ash</div> <div></div>
	*Accessory: height adjusters *The linoleum top board is available in 6 colors.	
Oval Table 220 × 90 Oval Table 220 × 90 H	w: 2200 d: 900 h: 710〈740〉 h2: 610〈640〉 wbl: 1365	<div>Japanese Ash</div> <div></div>
	*Accessory: height adjusters	
Oval Table 220 × 90 (Linoleum) Oval Table 220 × 90 H (Linoleum) [Image ⑱]	w: 2200 d: 900 h: 710〈740〉 h2: 610〈640〉 wbl: 1365	<div>Japanese Ash</div> <div></div>
	*Accessory: height adjusters *The linoleum top board is available in 6 colors.	
Oval Table 200 × 90 Oval Table 200 × 90 H [Image ⑳]	w: 2000 d: 900 h: 710〈740〉 h2: 610〈640〉 wbl: 1265	<div>Japanese Ash</div> <div></div>
	*Accessory: height adjusters	
Oval Table 200 × 90 (Linoleum) Oval Table 200 × 90 H (Linoleum)	w: 2000 d: 900 h: 710〈740〉 h2: 610〈640〉 wbl: 1265	<div>Japanese Ash</div> <div></div>
	*Accessory: height adjusters *The linoleum top board is available in 6 colors.	
Oval Table 180 × 90 Oval Table 180 × 90 H	w: 1800 d: 900 h: 710〈740〉 h2: 610〈640〉 wbl: 1165	<div>Japanese Ash</div> <div></div>
	*Accessory: height adjusters	
Oval Table 180 × 90 (Linoleum) Oval Table 180 × 90 H (Linoleum)	w: 1800 d: 900 h: 710〈740〉 h2: 610〈640〉 wbl: 1165	<div>Japanese Ash</div> <div></div>
	*Accessory: height adjusters *The linoleum top board is available in 6 colors.	
Oval Table 160 × 90 Oval Table 160 × 90 H	w: 1600 d: 900 h: 710〈740〉 h2: 610〈640〉 wbl: 1065	<div>Japanese Ash</div> <div></div>
	*Accessory: height adjusters	
Oval Table 160 × 90 (Linoleum) Oval Table 160 × 90 H (Linoleum)	w: 1600 d: 900 h: 710〈740〉 h2: 610〈640〉 wbl: 1065	<div>Japanese Ash</div> <div></div>
	*Accessory: height adjusters *The linoleum top board is available in 6 colors.	


\*The figures in the angle brackets express the height of H type.

Upper: After-tax  
Lower: Before-tax





㊹ Japanese Ash BL (4176)



㊹ Japanese Ash WNF

Table 240 × 90  
Table 240 × 90 H

w: 2400 d: 900 h: 710<740> h2: 610<640>  
wbl: 1845

Japanese Ash

\*Accessory: height adjusters

Table 240 × 90 (Linoleum)  
Table 240 × 90 H (Linoleum)

w: 2400 d: 900 h: 710<740> h2: 610<640>  
wbl: 1845

Japanese Ash

\*Accessory: height adjusters

\*The linoleum top board is available in 6 colors.

Table 220 × 90  
Table 220 × 90 H

w: 2200 d: 900 h: 710<740> h2: 610<640>  
wbl: 1645

Japanese Ash

\*Accessory: height adjusters

Table 220 × 90 (Linoleum)  
Table 220 × 90 H (Linoleum)

[Image ㊹]

w: 2200 d: 900 h: 710<740> h2: 610<640>  
wbl: 1645

Japanese Ash

\*Accessory: height adjusters

\*The linoleum top board is available in 6 colors.

Table 200 × 90  
Table 200 × 90 H

w: 2000 d: 900 h: 710<740> h2: 610<640>  
wbl: 1445

Japanese Ash

\*Accessory: height adjusters

Table 200 × 90 (Linoleum)  
Table 200 × 90 H (Linoleum)

w: 2000 d: 900 h: 710<740> h2: 610<640>  
wbl: 1445

Japanese Ash

\*Accessory: height adjusters

\*The linoleum top board is available in 6 colors.

Table 180 × 90  
Table 180 × 90 H

w: 1800 d: 900 h: 710<740> h2: 610<640>  
wbl: 1245

Japanese Ash

\*Accessory: height adjusters

Table 180 × 90 (Linoleum)  
Table 180 × 90 H (Linoleum)

w: 1800 d: 900 h: 710<740> h2: 610<640>  
wbl: 1245

Japanese Ash

\*Accessory: height adjusters

\*The linoleum top board is available in 6 colors.

Table 160 × 90  
Table 160 × 90 H

[Image ㊹]

w: 1600 d: 900 h: 710<740> h2: 610<640>  
wbl: 1115

Japanese Ash

\*Accessory: height adjusters

Table 160 × 90 (Linoleum)  
Table 160 × 90 H (Linoleum)

w: 1600 d: 900 h: 710<740> h2: 610<640>  
wbl: 1115

Japanese Ash

\*Accessory: height adjusters


\*The linoleum top board is available in 6 colors.

\*The figures in the angle brackets express the height of H type.

Upper: After-tax  
Lower: Before-tax



②③ Japanese Ash BL Base: S-BL



②④ Japanese Ash WNF (4176) Base: M-GY



②⑤ Japanese Ash WNF Base: M-GY



②⑥ Japanese Ash WNF Base: M-GY



②⑦ Japanese Ash WNF (4175) Base: M-GY

<div>Round High Table 60</div> <div>Round High Table 60 H</div> <div>[Image ②③ : H]</div>	dia: 600 h: 1000 <1100> h1: 970 <1070>	<div>Japanese Ash</div> <div></div>
*Accessory: height adjusters   Three colors available for the base part		
<div>Round High Table 60 (Linoleum)</div> <div>Round High Table 60 H (Linoleum)</div> <div>[Image ②④ : H]</div>	dia: 600 h: 1000 <1100> h1: 970 <1070>	<div>Japanese Ash</div> <div></div>
*Accessory: height adjusters *The linoleum top board is available in 6 colors.   Three colors available for the base part		
<div>Round Low Table 90</div> <div>[Image ②⑤]</div>	dia: 900 h: 380	<div>Japanese Ash</div> <div></div>
*Accessory: height adjusters   Three colors available for the base part		
<div>Round Low Table 90 (Linoleum)</div>	dia: 900 h: 380	<div>Japanese Ash</div> <div></div>
*Accessory: height adjusters *The linoleum top board is available in 6 colors.   Three colors available for the base part		
<div>Round Low Table 60</div> <div>[Image ②⑥]</div>	dia: 600 h: 540	<div>Japanese Ash</div> <div></div>
*Accessory: height adjusters   Three colors available for the base part		
<div>Round Low Table 60 (Linoleum)</div>	dia: 600 h: 540	<div>Japanese Ash</div> <div></div>
*Accessory: height adjusters *The linoleum top board is available in 6 colors.   Three colors available for the base part		
<div>Round Low Table 50</div>	dia: 500 h: 480	<div>Japanese Ash</div> <div></div>
*Accessory: height adjusters   Three colors available for the base part		
<div>Round Low Table 50 (Linoleum)</div> <div>[Image ②⑦]</div>	dia: 500 h: 480	<div>Japanese Ash</div> <div></div>
*Accessory: height adjusters *The linoleum top board is available in 6 colors.   Three colors available for the base part		

\*The figures in the angle brackets express the height of H type.

Upper: After-tax  
Lower: Before-tax



Korento collection is designed by a Finnish designer, Mikko Halonen. The armchair has a beautiful organic form that is seamless from the backrest, arms, and front legs to the seating frame. Winning the grand prize in the International Furniture Design Competition in Asahikawa in 2017, for its fresh approach and potential to create new possibilities in manual arts.







Wood coating

Japanese Oak NF / WNF / MBR / DBR / GY / DGY / BL  
\*OFN is available for tables.

Make-it-lower

Chair: 10mm 20mm 30mm 40mm  
Table: 10mm 20mm 30mm

Leather stitching

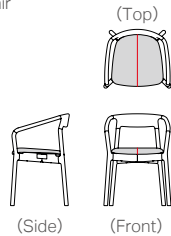
Stitch 

You can make it no-stitching with additional charge. Leather stitching is applied to the following:

- Armchair (Upholstered Seat)
- Armchair H (Upholstered Seat)
- Side Chair (Upholstered Seat)
- Side Chair H (Upholstered Seat)
- [The drawing for Armchair (Upholstered Seat) ]

Additional charge

+8,800  
+8,000



Designer



Mikko Halonen  
Finland



① Japanese Oak NF RK-NL/L2



② Japanese Oak NF



③ Japanese Oak NF Maple DBG/F3



④ Japanese Oak NF

Armchair (Upholstered Seat)  
Armchair H (Upholstered Seat)

[Image ①]

| Leather stitching |

w: 550 d: 480  
h: 730<750>  
sh: 450<470>  
ah: 615-715<635-735> wt: 5.5

Japanese Oak	F1	F2	F3	F4 / CL1	F5 / L2	L3	L4
--------------	----	----	----	----------	---------	----	----

Armchair (Wooden Seat)  
Armchair H (Wooden Seat)

[Image ②]

w: 550 d: 480  
h: 730<750>  
sh: 430<450>  
ah: 615-715<635-735> wt: 5.5

Japanese Oak	F1	F2	F3	F4 / CL1	F5 / L2	L3	L4
--------------	----	----	----	----------	---------	----	----

Side Chair (Upholstered Seat)  
Side Chair H (Upholstered Seat)

[Image ③]

| Leather stitching |

w: 460 d: 465  
h: 730<750>  
sh: 450<470>  
wt: 5.0

Japanese Oak	F1	F2	F3	F4 / CL1	F5 / L2	L3	L4
--------------	----	----	----	----------	---------	----	----

Side Chair (Wooden Seat)  
Side Chair H (Wooden Seat)


[Image ④]

w: 460 d: 465  
h: 730<750>  
sh: 430<450>  
wt: 5.0

Japanese Oak	F1	F2	F3	F4 / CL1	F5 / L2	L3	L4
--------------	----	----	----	----------	---------	----	----

\*The figures in the angle brackets express the height of H type.

Upper: After-tax  
Lower: Before-tax



⑤ Japanese Oak OFN



⑥ Japanese Oak DBR

#### The table leg positions

The table leg positions are changeable (inside or outside) in case of length 200 / 180.



Solid Wood Table 200 × 85  
Solid Wood Table 200 × 85 H  
[Image ⑤]

w: 2000 d: 850 h: 710 (740) h1: 675 (705)  
h2: 625 (655) wbl: 1445 (outside 1685)

Japanese Oak

\*Solid wood top with cross beams

Solid Wood Table 180 × 85  
Solid Wood Table 180 × 85 H

w: 1800 d: 850 h: 710 (740) h1: 675 (705)  
h2: 625 (655) wbl: 1245 (outside 1485)

Japanese Oak

\*Solid wood top with cross beams

Solid Wood Table 160 × 85  
Solid Wood Table 160 × 85 H

w: 1600 d: 850 h: 710 (740) h1: 675 (705)  
wbl: 1285

Japanese Oak

\*Solid wood top

Solid Wood Table 140 × 85  
Solid Wood Table 140 × 85 H  
[Image ⑥]

w: 1400 d: 850 h: 710 (740) h1: 675 (705)  
wbl: 1085

Japanese Oak

\*Solid wood top

\*The figures in the angle brackets express the height of H type. \*Top board: random-match

Upper: After-tax  
Lower: Before-tax



The Golfer Salon armchair is a fusion of traditional Japanese craft skills and modern style design. The arms of the chair are slightly wide-spreading to provide extra comfort. Available in Japanese oak.

Wood coating

Japanese Oak NF/WNF/MBR/DBR/GY/DGY/BL

Make-it-lower

Chair: 10mm 20mm 30mm 40mm

Fabric and leather

Fabric / leather unavailable for the items on this page

F5 Camila

Leather stitching

Stitch

Leather stitching is applied to the following:

• Armchair

(Top)

(Front)

(Back)

Designer

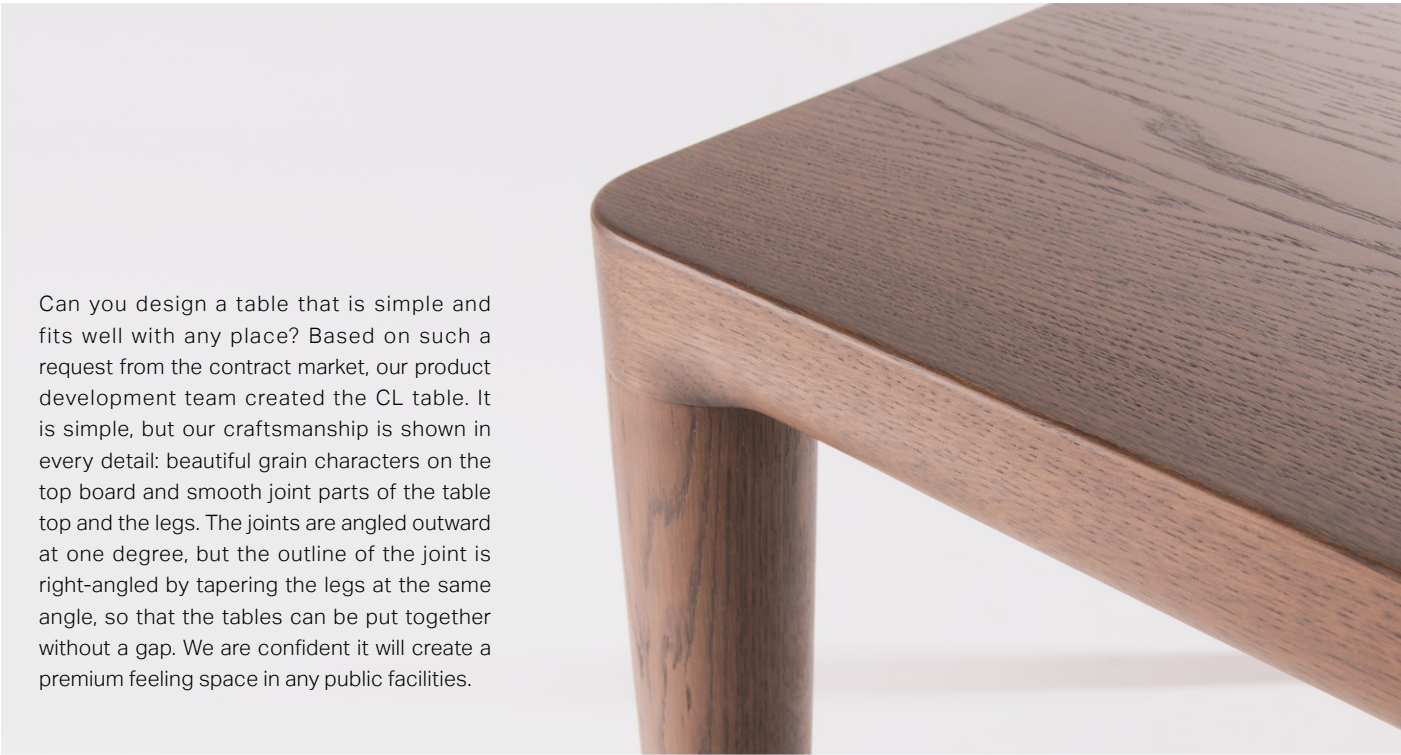
Minoru Nagahara  
(1935-2015)  
Japan

Japanese Oak NF MG-CGY/L3

		F1	F2	F3	F4 / CL1	F5 / L2	L3	L4
Armchair	w: 820 d: 780 h: 750 sh: 400 ah: 525	<div><div>Japanese Oak</div><div></div></div>						
Limit in fabric / leather   Leather stitching								
		Upper: After-tax Lower: Before-tax						

172

# CL TABLE



Can you design a table that is simple and fits well with any place? Based on such a request from the contract market, our product development team created the CL table. It is simple, but our craftsmanship is shown in every detail: beautiful grain characters on the top board and smooth joint parts of the table top and the legs. The joints are angled outward at one degree, but the outline of the joint is right-angled by tapering the legs at the same angle, so that the tables can be put together without a gap. We are confident it will create a premium feeling space in any public facilities.



## Wood coating

Japanese Elm NF / WNF / MBR / DBR / GY / DGY / BL  
Japanese Ash NF / WNF / MBR / DBR / GY / DGY / BL  
Japanese Cherry NF / WNF / MBR / DBR / GY / DGY / BL  
Japanese Oak NF / WNF / MBR / DBR / GY / DGY / BL  
Walnut CW / DBR

## Basic specification

\*Accessory: height adjusters

## Make-it-lower

Table: **10mm** **20mm** **30mm**

## Height

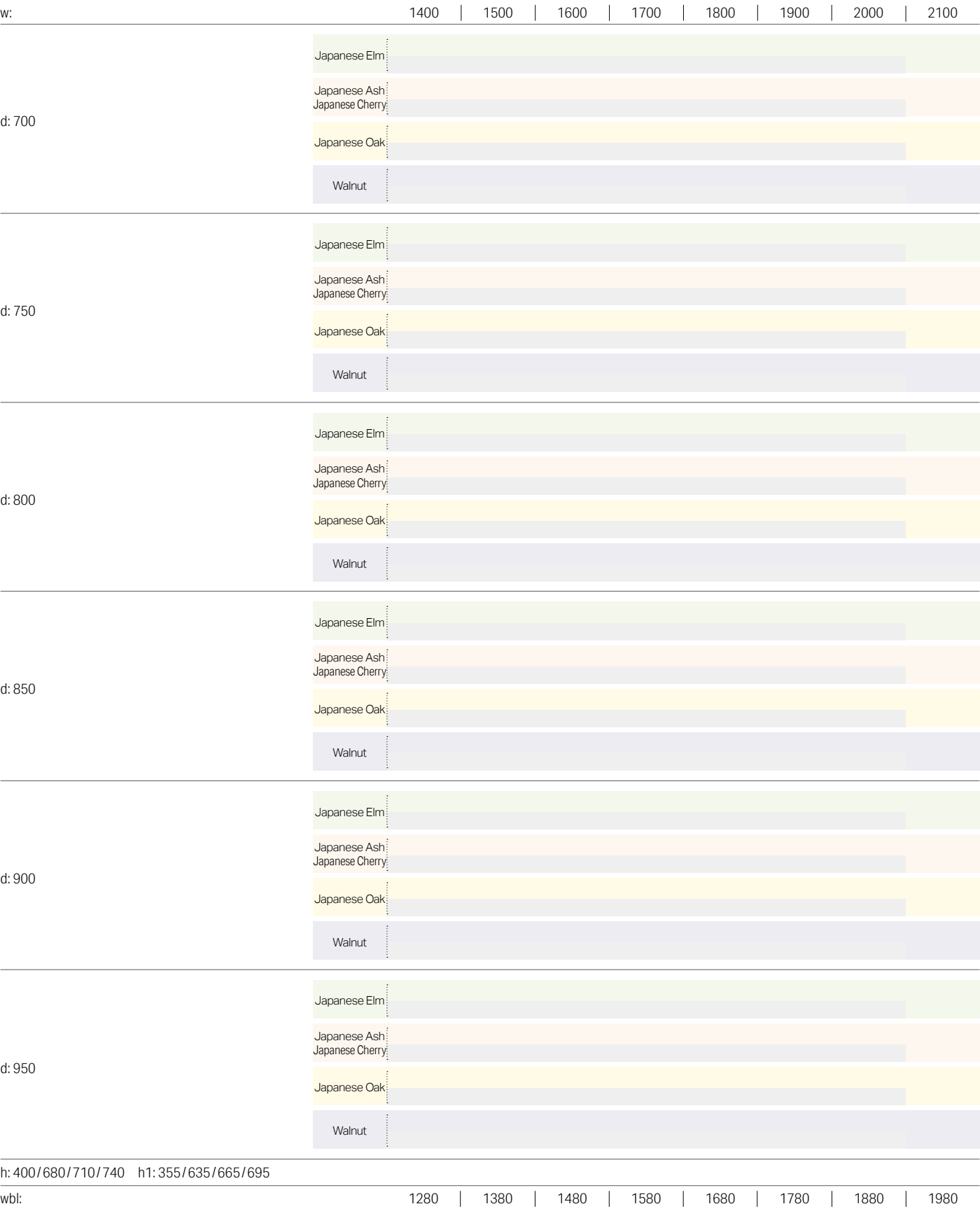
Table L	400
Table LD	680
Table D	710
Table H	740




CL TABLE



TableL / TableLD / TableD / Table H



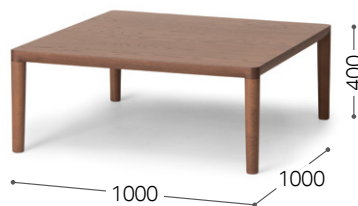
\*The four figures separated by slashes (from left to right) for h and h1 are the heights of L, LD, D, and H type tables, respectively. \*Top board: random-match  
Upper: After-tax  
Lower: Before-tax



Japanese Oak NF



Japanese Oak DGY



Japanese Oak MBR

TableL / TableLD / TableD / Table H

w:		1100	1200	1300	1400
d: 550	Japanese Elm				
	Japanese Ash Japanese Cherry				
	Japanese Oak				
	Walnut				
d: 600	Japanese Elm				
	Japanese Ash Japanese Cherry				
	Japanese Oak				
	Walnut				
d: 650	Japanese Elm				
	Japanese Ash Japanese Cherry				
	Japanese Oak				
	Walnut				
d: 700	Japanese Elm				
	Japanese Ash Japanese Cherry				
	Japanese Oak				
	Walnut				
h: 400/680/710/740    h1: 355/635/665/695					
wbl:		980	1080	1180	1280

800 角	Japanese Elm	
	Japanese Ash Japanese Cherry	
	Japanese Oak	
	Walnut	
h: 400/680/710/740 h1: 355/635/665/695 wbl: 680		

900 角	Japanese Elm	
	Japanese Ash Japanese Cherry	
	Japanese Oak	
	Walnut	
h: 400/680/710/740 h1: 355/635/665/695 wbl: 780		

1000 角	Japanese Elm	
	Japanese Ash Japanese Cherry	
	Japanese Oak	
	Walnut	
h: 400/680/710/740 h1: 355/635/665/695 wbl: 880		

1100 角	Japanese Elm	
	Japanese Ash Japanese Cherry	
	Japanese Oak	
	Walnut	
h: 400/680/710/740 h1: 355/635/665/695 wbl: 980		

\*The four figures separated by slashes (from left to right) for h and h1 are the heights of L, LD, D, and H type tables, respectively. \*Top board: random-match

Upper: After-tax  
Lower: Before-tax



SAN stands for 3 in Japanese. Designer Michael Schneider sketched the chair with 3 lines; hence it was named SAN. A chair designed with an upholstered seat and back provides comfort for long hour sitting. Available in Japanese Birch, stitching on the surface of leather upholstery.





## Wood coating

Japanese Birch NF / WNF / MBR / DBR / GY / DGY / BL

## Make-it-lower

Chair: 10mm 20mm 30mm 40mm

## Fabric and leather

Fabric / leather unavailable for the items on this page

F5 Camila

## Japanese Birch

Japanese Birch is a tree locally grown in Hokkaido. The heartwood is red; the sapwood is white. Here at CondeHouse, we use both heartwood and sapwood. Consequently, their mixed natural colors make our furniture look unique.



## Leather stitching

Stitch ☐

You can make it no-stitching with additional charge. Leather stitching is applied to the following:

- Chair (Upholstered Seat)
- Chair H (Upholstered Seat)
- [The drawing for Chair (Upholstered Seat) ]

Additional charge

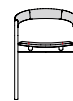
+8,800

+8,000

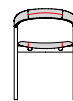
(Top)



(Side)



(Front)



(Back)

## Designer



Michael Schneider  
Germany



Japanese Birch MBR MG-BL / L3

Chair (Upholstered Seat)  
Chair H (Upholstered Seat)

w: 515 d: 550  
h: 730 (750)  
sh: 450 (470)  
ah: 610-675 (630-695)  
wt: 5.0

Japanese Birch

| Limit in fabric / leather | Leather stitching |

\*The figures in the angle brackets express the height of H type.

Upper: After-tax  
Lower: Before-tax





A Japanese-inspired furniture series with a calm atmosphere that fits in any interior. Designer Hiroshi Yoneya combines the traditional Japanese cushion and furniture to maximize its comfort level. It will provide another type of comfort that sofas do, recommended for long hour sitting areas like a reception room or hotel lobby.



## Wood coating

Japanese Ash NF / WNF / MBR / DBR / GY / DGY / BL

## Fabric and leather

Fabric / leather unavailable for Chair and Stool

F5 Camila, Rivie

CL1 MR

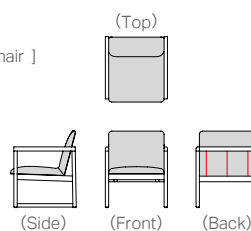
L2 RK

## Leather stitching

Stitch 

Leather stitching is applied to the following:

- Armchair
  - Armless Chair
- [The drawing for Armchair ]



## Designer



TONERICO:INC.  
Hiroshi Yoneya  
Japan



① Japanese Ash NF Tonica DGY/F4



② Japanese Ash NF Tonica DGY/F4



③ Japanese Ash NF Tonica DGY/F4



④ Tonica DGY/F4



⑤ Japanese Ash NF



		F1	F2	F3	F4	F5	L3	L4
<div>Armchair</div> <div>[Image ①]</div>	w: 595 d: 630 h: 750 sh: 405 ah: 580	<div>Japanese Ash</div> <div>  Limit in fabric / leather   Leather stitching  </div>						
<div>Armless Chair</div> <div>[Image ②]</div>	w: 540 d: 630 h: 750 sh: 405	<div>Japanese Ash</div> <div>  Limit in fabric / leather   Leather stitching  </div>						
<div>Stool</div> <div>[Image ③]</div>	w: 540 d: 455 h: 395	<div>Japanese Ash</div> <div>  Limit in fabric / leather  </div>						
		F1	F2	F3	F4 / CL1	F5 / L2	L3	L4
<div>Cushion 50 × 30</div> <div>[Image ④]</div>	500 × 300	<div>*Microfiber cushion</div>						
<div>Side Table</div> <div>52 × 52</div> <div>[Image ⑤]</div>	w: 520 d: 520 h: 355	<div>*Top board: random-match</div>					<div>Japanese Ash</div>	

Upper: After-tax  
Lower: Before-tax



Hiroshi Yoneya designs this series to fit in the interior of public spaces such as hotels and bookstores, by eliminating unnecessary decorative elements and keeping the shape sharp yet simple. The straight-line design of the chair is inspired by the structure of Japanese traditional wooden buildings. The designer believes it looks more beautiful especially when some of the chairs align. What features the design of the series are the plain back view and contrast with the round shape of the seat cushion.

#### Wood coating

Japanese Ash NF/WNF/MBR/DBR/GY/DGY/BL

#### Fabric and leather

Fabric / leather unavailable for Chair and Stool

F5 Camila, Rivie

CL1 MR

L2 RK

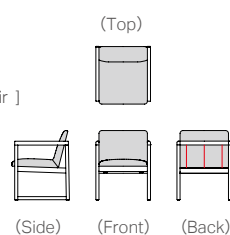
#### Leather stitching

Stitch 

Leather stitching is applied to the following:

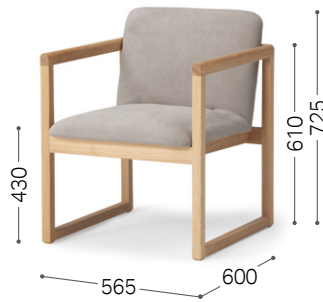
- Armchair
- Side Chair
- High Armchair
- High Chair

[The drawing for Armchair ]



#### Designer

TONERICO:INC.  
Hiroshi Yoneya  
Japan



① Japanese Ash NF Ultrasuede LGY/F3



② Japanese Ash NF Ultrasuede LGY/F3



③ Japanese Ash NF Tonica DGY/F4



④ Japanese Ash NF Tonica DGY/F4



⑤ Japanese Ash NF Tonica DGY/F4

		F1	F2	F3	F4	F5	L3	L4
<b>Armchair</b> [Image ①]	w: 565 d: 600 h: 725 sh: 430 ah: 610 wt: 10.5	Japanese Ash						
		Limit in fabric / leather   Leather stitching						
<b>Side Chair</b> [Image ②]	w: 500 d: 600 h: 725 sh: 430 wt: 9.0	Japanese Ash						
		Limit in fabric / leather   Leather stitching						
<b>High Armchair</b> [Image ③]	w: 510 d: 570 h: 1050 sh: 745 ah: 930 wt: 11.5	Japanese Ash						
		Limit in fabric / leather   Leather stitching						
<b>High Chair</b> [Image ④]	w: 460 d: 570 h: 1050 sh: 745 wt: 10.0	Japanese Ash						
		Limit in fabric / leather   Leather stitching						
<b>High Stool</b> [Image ⑤]	w: 460 d: 460 h: 745 wt: 7.0	Japanese Ash						
		Limit in fabric / leather						



# STRIPE

20



Stripe is a collection of cabinets that have a common design motif: stripes made by wood pieces in different colors. It not only stores your clothes and personal belongings but also creates your own reading corner with the cabinets and other CondeHouse chairs and desks.

## Wood coating

Japanese Oak NF/WNF/MBR/DBR/GY/DGY/BL

## Designer

Minoru Nagahara  
(1935-2015)  
Japan



① Japanese Oak NF



② Japanese Oak NF



③ Japanese Oak NF



④ Japanese Oak NF



⑤ Japanese Oak NF



⑥ Japanese Oak NF



⑦ Japanese Oak GY



⑧ Japanese Oak GY

#### Side Board DDR-170

[Image ①]

w: 1700 d: 450 h: 850

\*The backside is also veneered. \*Accessory: shelf boards (w: 492 × 2)

Japanese Oak

#### Side Board DDR-150

w: 1500 d: 450 h: 850

\*The backside is also veneered. \*Accessory: shelf boards (w: 448 × 2)

Japanese Oak

#### Chest DR-170

[Image ②]

w: 1700 d: 450 h: 850

\*The backside is also veneered. \*Inside: made of paulownia

Japanese Oak

#### Chest DR-120

[Image ③]

w: 1200 d: 450 h: 850

\*The backside is also veneered. \*Inside: made of paulownia

Japanese Oak

#### Chest DR-80

[Image ④]

w: 800 d: 480 h: 850

\*The backside is also veneered.

Japanese Oak

#### Desk 90

[Image ⑤]

w: 900 d: 450 h: 700

\*The backside is also veneered. \*Accessory: height adjusters only in the front side

Japanese Oak

#### Side Desk DR-46

[Image ⑥]

w: 455 d: 450 h: 700

\*The backside is also veneered. \*Accessory: height adjusters only in the front side

Japanese Oak

#### Book Shelf 70

[Image ⑦]

w: 700 d: 330 h: 1100

\*Accessory: height adjusters; shelf boards (w: 617 × 3)

Japanese Oak

#### Side Wagon 33 × 55

[Image ⑧]

w: 330 d: 550 h: 495

\*Accessory: leg wheels

Japanese Oak

Upper: After-tax  
Lower: Before-tax



Designed by Maly Hoffman Kahleyss in 2012. Sled is one of a kind table that is made of solid wood slabs combined with a stainless steel base, which is the origin of the name: it looks like a sled. It is available in walnut or Japanese oak; the legs available in hairline finished stainless steel and other three colored-steel. A versatile solid wood table that fits in any situation.

## Wood coating

Japanese Sen NF / WNF / MBR / DBR / GY / DGY / BL / OFN  
Japanese Elm NF / WNF / MBR / DBR / GY / DGY / BL / OFN  
Japanese Oak NF / WNF / MBR / DBR / GY / DGY / BL / OFN  
Walnut CW / DBR / OFN

## Basic specification


\*Solid wood top  
\*Accessory: height adjusters

## Designer



Maly Hoffmann Kahleyss  
Germany


## Table leg



Hairline finished stainless steel

## Table leg (S)

Steel in the following three colors



M-GY


S-GY

S-BL




### Table leg positions

The table leg positions are changeable (inside or outside) .



(outside)



(inside)



③ Three-piece type for the top board of 2000–2400

### Cable Tray

[Image ③]


h2 including the cable tray:  
565 (595)

Four-piece type for the top board of 1900–2700	w: 1240 d: 110 h: 115	
Three-piece type for the top board of 1600–1800	w: 930 d: 110 h: 115	
Two-piece type for the top board of 1500	w: 620 d: 110 h: 115	

An optional set of hole-processing on the top board and a cable tray and cover (made of solid wood)  
\*The tray cover is made of the same wood; finished in the same color as the top board.

\*The figures in the angle brackets express the height of H type.





① Walnut OFN   Legs: hairline finished stainless steel

Solid Wood Table / Solid Wood Table H		*Leg: hairline finished stainless steel						
w:		1500	1600	1700	1800	1900	2000	2100
d: 850	Japanese Sen Japanese Elm							
	Japanese Oak							
	Walnut							
d: 900	Japanese Sen Japanese Elm							
	Japanese Oak							
	Walnut							
d: 950	Japanese Sen Japanese Elm							
	Japanese Oak							
	Walnut							
d: 1000	Japanese Sen Japanese Elm							
	Japanese Oak							
	Walnut							
d: 1100	Japanese Sen Japanese Elm							
	Japanese Oak							
	Walnut							
d: 1200	Japanese Sen Japanese Elm							
	Japanese Oak							
	Walnut							
h: 710〈740〉 h2: 665〈695〉								
wbl: (inside / outside)		1055/1265		1105/1315		1415/1625		
*The figures in the angle brackets express the height of H type.		*Top board: random-match					Upper: After-tax Lower: Before-tax	

Solid Wood Table / Solid Wood Table H

[Image ①]

\*Vertical joint is applied for tables longer than 2101 mm (except for walnut). See p.11 for more information on vertical joints. \*Leg: hairline finished stainless steel

w:		2200		2300		2400		2500		2600		2700
d: 850	Japanese Sen. Japanese Elm											
	Japanese Oak											
	Walnut											
d: 900	Japanese Sen. Japanese Elm											
	Japanese Oak											
	Walnut											
d: 950	Japanese Sen. Japanese Elm											
	Japanese Oak											
	Walnut											
d: 1000	Japanese Sen. Japanese Elm											
	Japanese Oak											
	Walnut											
d: 1100	Japanese Sen. Japanese Elm											
	Japanese Oak											
	Walnut											
d: 1200	Japanese Sen. Japanese Elm											
	Japanese Oak											
	Walnut											1

h: 710<740> h2: 665<695>

wbl: (inside / outside) 1625/1835

\*The figures in the angle brackets express the height of H type. \*Top board: random-match Upper: After-tax Lower: Before-tax



Solid Wood Table (S) / Solid Wood Table (S) H		*Leg: powder-painted steel   Three colors available for the leg						
w:		1500	1600	1700	1800	1900	2000	2100
d: 850	Japanese Sen Japanese Elm							
	Japanese Oak							
	Walnut							
d: 900	Japanese Sen Japanese Elm							
	Japanese Oak							
	Walnut							
d: 950	Japanese Sen Japanese Elm							
	Japanese Oak							
	Walnut							
d: 1000	Japanese Sen Japanese Elm							
	Japanese Oak							
	Walnut							
d: 1100	Japanese Sen Japanese Elm							
	Japanese Oak							
	Walnut							
d: 1200	Japanese Sen Japanese Elm							
	Japanese Oak							
	Walnut							
h: 710 <740> h2: 665 <695>								
wbl: (inside / outside)		1055/1265		1105/1315		1415/1625		
*The figures in the angle brackets express the height of H type.		*Top board: random-match					Upper: After-tax Lower: Before-tax	

**Solid Wood Table (S) / Solid Wood Table (S) H**  
[Image ②]

\*Vertical joint is applied for tables longer than 2101 mm (except for walnut). See p.11 for more information on vertical joints. \*Leg: powder-painted steel | Three colors available for the leg |

w:		2200		2300		2400		2500		2600		2700
d: 850	Japanese Sen Japanese Elm											
	Japanese Oak											
	Walnut											
d: 900	Japanese Sen Japanese Elm											
	Japanese Oak											
	Walnut											
d: 950	Japanese Sen Japanese Elm											
	Japanese Oak											
	Walnut											
d: 1000	Japanese Sen Japanese Elm											
	Japanese Oak											
	Walnut											
d: 1100	Japanese Sen Japanese Elm											
	Japanese Oak											
	Walnut											
d: 1200	Japanese Sen Japanese Elm											
	Japanese Oak											
	Walnut											

h: 710〈740〉 h2: 665〈695〉

wbl: (inside / outside)

1625/1835

\*The figures in the angle brackets express the height of H type. \*Top board: random-match

Upper: After-tax  
Lower: Before-tax





The Splinter collection is created by a Japanese designer company, nendo. Every piece of the dining chair looks to be splintered and connected to make one chair, which is the origin of the name, Splinter. This collection won the Good Design Award in Japan in 2014.



Wood coating

Japanese Oak NF / WNF / MBR / DBR / GY / DGY / BL / NWT

Fabric and leather

Fabric / leather unavailable for the items on this page

F5 Camila

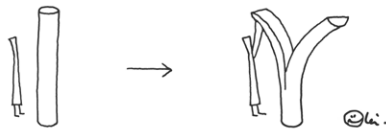
Make-it-lower

Chair: 10mm 20mm 30mm 40mm

Designer



nendo Oki Sato  
Japan



① Japanese Oak NWT Ultrasuede LGY/F3



② Japanese Oak NF



③ Japanese Oak NF RK-NL/L2

F1 | F2 | F3 | F4 / CL1 | F5 / L2 | L3 | L4

Armchair (Upholstered Seat)  
Armchair H (Upholstered Seat)

[Image ①]

w: 595 d: 530  
h: 670 <690>  
sh: 435 <455>  
ah: 650 <670>  
wt: 5.0

Japanese Oak	
Limit in fabric / leather	

Armchair (Wooden Seat)  
Armchair H (Wooden Seat)

[Image ②]

w: 595 d: 530  
h: 670 <690>  
sh: 415 <435>  
ah: 650 <670>  
wt: 6.0

\*Solid wood seat

Japanese Oak	
--------------	--

Armchair (Shell)  
Armchair H (Shell)

[Image ③]

w: 595 d: 580  
h: 715 <735>  
sh: 435 <455>  
ah: 650 <670>  
wt: 6.0

Japanese Oak	
Limit in fabric / leather	

\*The figures in the angle brackets express the height of H type.

Upper: After-tax  
Lower: Before-tax



The concept of splintering is what makes this collection unique. The pillar of the coat stand is splintered out to the three branches at the top to create hooks for clothes hanging. The artificially-created natural looking requires high level wood crafting techniques to be produced.

Wood coating	Designer
Japanese Oak NF/WNF/MBR/DBR/GY/DGY/BL/NWT	nendo Oki Sato Japan



Mirror [Image ①]	w: 400 h: 1600 t: 35	Japanese Oak
Tray Mirror [Image ②]	w: 400 h: 1600 t: 105 *Tray size (w: 355 d: 100 h: 40)	Japanese Oak
Coat Stand [Image ③]	dia: 350 h: 1725	Japanese Oak
Round Side Table 45 [Image ④]	w: 450 d: 475 h: 300 *Solid wood top	Japanese Oak
Round Side Table 35 H [Image ⑤]	w: 450 d: 435 h: 550 *Solid wood top	Japanese Oak
Round Side Table 35 [Image ⑥]	w: 375 d: 390 h: 450 *Solid wood top	Japanese Oak

Upper: After-tax  
Lower: Before-tax

# SLAT




This chair was designed by Richard Schultz in 1984 for CondeHouse USA as one of the iconic items to build their presence in the states in their early days. With the news of his death as a start, we decided to reproduce it with more stability and strength by the latest technology. Due to the bending of the frame, it's more comfortable than it looks. The design can show a strong presence like an art object and also blend into the scenery.

## Wood coating


Japanese Oak NF / WNF / MBR / DBR / GY / DGY / BL

## Leg color



S-BL

## Designer



Richard Schultz  
(1926-2021)  
U.S.A.



Japanese Oak WNF

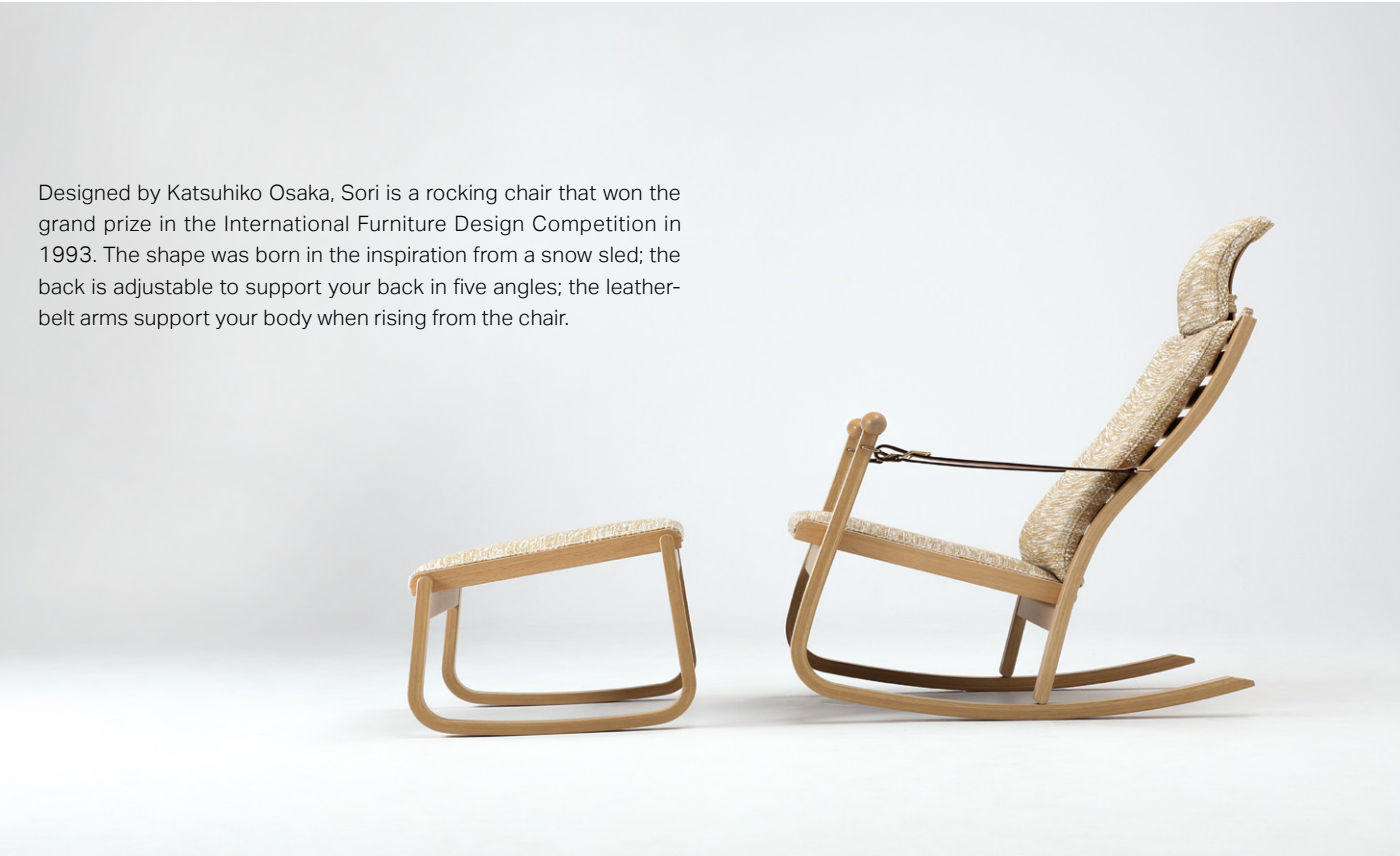
## Chair

w: 540 d: 595  
h: 815  
sh: 440  
wt: 8.5

Japanese Oak

Upper: After-tax  
Lower: Before-tax





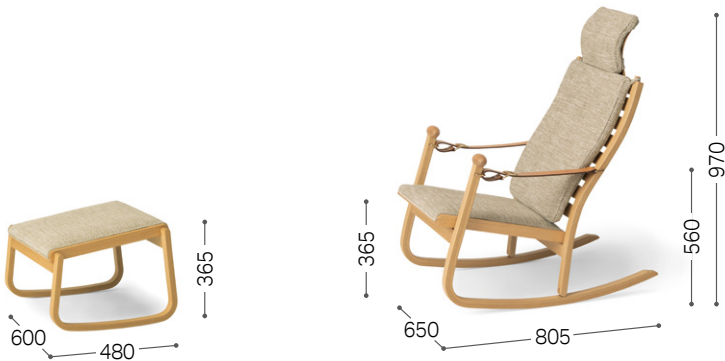
Designed by Katsuhiko Osaka, Sori is a rocking chair that won the grand prize in the International Furniture Design Competition in 1993. The shape was born in the inspiration from a snow sled; the back is adjustable to support your back in five angles; the leather-belt arms support your body when rising from the chair.

Wood coating  
Japanese Oak NF / WNF / MBR / DBR / GY / DGY / BL

Designer



Katsuhiko Osaka  
Japan



② Japanese Oak NF Bentley GY / F5

① Japanese Oak NF Bentley GY / F5

		F1	F2	F3	F4 / CL1	F5 / L2	L3	L4
<b>Rocker</b> [Image ①]	w: 650 d: 805 h: 970 sh: 365 ah: 560 *Arm leather belts only have a natural color. *The backrest can be tilted by changing the belt length.	Japanese Oak						
<b>Stool</b> [Image ②]	w: 600 d: 480 h: 365	Japanese Oak						

Upper: After-tax  
Lower: Before-tax




What makes a strong impression is the contrast between thin metal pipes and a thick seat made of Hokkaido ash. One of the metal pipe legs extends upward to be a reading lamp. The idea by the designer Tadahito Ishibashi was praised as “a new design that has never been seen” and won a prize in the International Furniture Design Competition in Asahikawa (IFDA) in 2021. It can accent a room even if used alone. If used in multiple in a gallery or hotel lobby (for example), their light will create a beautiful scene for people gathered there.




#### Wood coating

Japanese Ash NF/WNF/MBR/DBR/GY/DGY/BL


#### Leg colors



M-GY



S-GY



S-BL



Switch under the seat



Japanese Ash MBR Legs: S-GY

#### Designer



Tadahito Ishibashi  
Japan

#### Stool RL

w: 485  
d: 590  
h: 1860  
sh: 440  
wt: 13.5

Solid wood seat \*Accessory: downlight (LED)  
| Three colors available for the leg |

Japanese Ash

Upper: After-tax  
Lower: Before-tax



Challenge dining collection was designed by three German designers: Maly, Hoffman, and Kahleyss. The chair embodies a sense of slenderness and sharpness. Being opposite to them, the soft-cushion type has been added to allow customers to have more options to mix with other CondeHouse table collections.



Wood coating

Japanese Oak NF / WNF / MBR / DBR / GY / DGY / BL  
Walnut CW / DBR

Make-it-lower

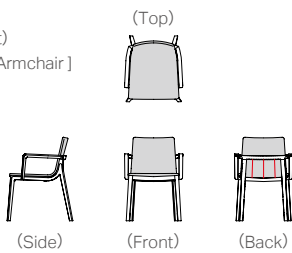
Chair: 10mm 20mm 30mm 40mm

Leather stitching



Leather stitching is applied to the following:

- Armchair
- Armchair H
- Side Chair
- Side Chair H
- Armchair (Soft)
- Armchair H (Soft)
- Side Chair (Soft)
- Side Chair H (Soft)
- [The drawing for Armchair ]



Designer



Maly Hoffmann Kahleyss  
Germany



① Japanese Oak MBR MG-GBE/L3



② Japanese Oak NF Avance BR/F5



③ Japanese Oak DGY Ultrasuede LGY/F3



④ Japanese Oak MBR MG-BL/L3



			F1	F2	F3	F4/CL1	F5/L2	L3	L4
<b>Armchair</b> <b>Armchair H</b> [Image ①]   Leather stitching	w: 550 d: 620 (625) h: 785 (805) sh: 445 (465) ah: 630 (650) wt: 6.5	Japanese Oak							
		Walnut							
<b>Side Chair</b> <b>Side Chair H</b> [Image ②]   Leather stitching	w: 515 (520) d: 620 (625) h: 785 (805) sh: 445 (465) wt: 5.5	Japanese Oak							
		Walnut							
<b>Armchair (Soft)</b> <b>Armchair H (Soft)</b> [Image ③]   Leather stitching	w: 550 d: 620 (625) h: 795 (815) sh: 465 (485) ah: 630 (650) wt: 6.5	Japanese Oak							
		Walnut							
<b>Side Chair (Soft)</b> <b>Side Chair H (Soft)</b> [Image ④]   Leather stitching	w: 515 (520) d: 620 (625) h: 795 (815) sh: 465 (485) wt: 5.5	Japanese Oak							
		Walnut							

\*The figures in the angle brackets express the height of H type.

Upper: After-tax  
Lower: Before-tax





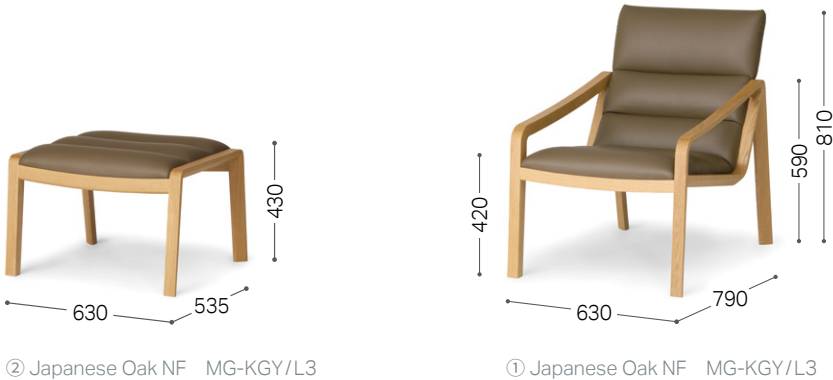
Due to its complicated frame shape, the craftsman encountered many challenges while making the prototype as the name suggests. This easy chair has an ergonomic-inspired cushion that will fully support your back from all angles. The easy chair and stool are the ultimate combo that is perfect for you after a long day of work. Available in Japanese oak or walnut.

**Wood coating**  
Japanese Oak NF/WNF/MBR/DBR/GY/DGY/BL  
Walnut CW/DBR

**Designer**  
Maly Hoffmann Kahleyss  
Germany

**Fabric and leather**  
Fabric / leather unavailable for the items on this page  
F5 Camila

**Make-it-lower**  
Chair, Stool: 10mm 20mm 30mm 40mm



			F1	F2	F3	F4/CL1	F5/L2	L3	L4
<b>Easy Chair</b> [Image ①]	w: 630 d: 790 h: 810 sh: 420 ah: 490–590	Japanese Oak							
		Walnut							
		Limit in fabric / leather							
<b>Stool</b> [Image ②]	w: 630 d: 535 h: 430	Japanese Oak							
		Walnut							
		Limit in fabric / leather							

Upper: After-tax  
Lower: Before-tax

# TWIST

25



Twist is a unique and stylish handcrafted display cabinet, designed by Kiyoshi Sadogawa. The display cabinet is a popular product in the Japanese market, coming with a recessed light to show off all your collectables and memorabilia.

## Wood coating

Japanese Oak NF/WNF/MBR/DBR/GY/DGY/BL  
Walnut CW/DBR

## Designer



Kiyoshi Sadogawa  
Japan



Japanese Oak NF



## Mini Curio

w: 380 d: 340 h: 1600

\*Doors on both sides  
\*Accessory: downlight (LED) ; t8 glass shelves (w: 290 × 5) ;  
mirror back board

Japanese Oak

Walnut

Upper: After-tax  
Lower: Before-tax



TL table is customizable size-wise with unobtrusively-placed legs which make rising and sitting easier. In the case of a top board of more than 1800 mm, the mounting positions of the legs can move in and out. Pursued are not only functionality but design and craftsmanship, which can be seen in the curved surface of the top board and the elaborate joints of the legs.

Wood coating	Basic specification	Height	
Japanese Elm NF/WNF/MBR/DBR/GY/DGY/BL	*Accessory: height adjusters	Table LD	680
Japanese Ash NF/WNF/MBR/DBR/GY/DGY/BL		Table D	710
Japanese Cherry NF/WNF/MBR/DBR/GY/DGY/BL	Make-it-lower	Table H	740
Japanese Oak NF/WNF/MBR/DBR/GY/DGY/BL			
Walnut CW/DBR	Table: 10mm 20mm 30mm		



Leg position

Top boards of size 1800 or more have two leg positions: the inside position is suitable for six chairs; the outside for four chairs.

Combination of top board size and length between legs

Table top	1400-1700	1800-2100
Width between legs	1020	1020/1390*

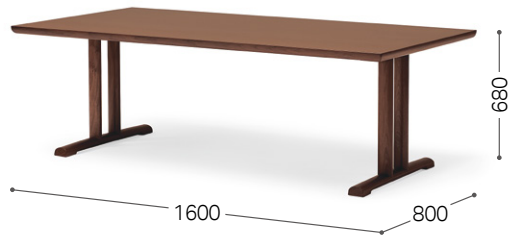
\*For the outside position




w:		1400		1500		1600		1700		1800		1900		2000		2100
d: 700	Japanese Elm															
	Japanese Ash															
	Japanese Cherry															
	Japanese Oak															
	Walnut															
d: 750	Japanese Elm															
	Japanese Ash															
	Japanese Cherry															
	Japanese Oak															
	Walnut															
d: 800	Japanese Elm															
	Japanese Ash															
	Japanese Cherry															
	Japanese Oak															
	Walnut															
h: 680/710/740 h1: 645/675/705																
wbl: (inside / outside)		1020					1020/1390									

\*The three figures separated by slashes (from left to right) for h and h1 are the heights of LD, D, and H type tables, respectively. \*Top board: random-match

Upper: After-tax  
Lower: Before-tax



Walnut CW



Japanese Oak NF



Top board: random-match

w:		1400		1500		1600		1700		1800		1900		2000		2100
d: 850	Japanese Elm:															
	Japanese Ash:															
	Japanese Cherry:															
	Japanese Oak:															
	Walnut															
d: 900	Japanese Elm:															
	Japanese Ash:															
	Japanese Cherry:															
	Japanese Oak:															
	Walnut															
d: 950	Japanese Elm:															
	Japanese Ash:															
	Japanese Cherry:															
	Japanese Oak:															
	Walnut															

h: 680/710/740 h1: 645/675/705

wbl: (inside / outside)	1020		1020/1390
-------------------------	------	--	-----------

\*The three figures separated by slashes (from left to right) for h and h1 are the heights of LD, D, and H type tables, respectively. \*Top board: random-match

Upper: After-tax  
Lower: Before-tax





In 2020, we added a solid wood top board version to the TL table collection. Three types of wood are available; a wide variety of sizes are offered at an increment of 50 mm; the leg positions are also selectable in two ways (only for the table width wider than 1800 mm).

## Wood coating

Japanese Sen NF/WNF/MBR/DBR/GY/DGY/BL/OFN  
 Japanese Elm NF/WNF/MBR/DBR/GY/DGY/BL/OFN  
 Japanese Ash NF/WNF/MBR/DBR/GY/DGY/BL/OFN  
 Japanese Oak NF/WNF/MBR/DBR/GY/DGY/BL/OFN  
 Walnut CW/DBR/OFN

## Basic specification

\*Solid wood top  
 \*Accessory: height adjusters

## Make-it-lower

Table: **10mm** **20mm** **30mm**

## Height

Solid Wood Table LD 680  
 Solid Wood Table D 710  
 Solid Wood Table H 740

## Leg position

Top boards of size 1800 or more have two leg positions: the inside position is suitable for six chairs; the outside for four chairs.

Combination of top board size and length between legs

Table top	1400-1700	1800-2100
Width between legs	1020	1020/1390*

\*For the outside position



w:		1400	1500	1600	1700	1800	1900	2000	2100
d: 700	Japanese Sen								
	Japanese Elm								
	Japanese Ash								
	Japanese Oak								
	Walnut								
d: 750	Japanese Sen								
	Japanese Elm								
	Japanese Ash								
	Japanese Oak								
	Walnut								
d: 800	Japanese Sen								
	Japanese Elm								
	Japanese Ash								
	Japanese Oak								
	Walnut								
h: 680/710/740 h1: 650/680/710									
wbl: (inside / outside)		1020				1020/1390			

\*The three figures separated by slashes (from left to right) for h and h1 are the heights of LD, D, and H type tables, respectively. \*Top board: random-match

Upper: After-tax  
 Lower: Before-tax



Japanese Ash NF



Japanese Oak OFN



w:		1400	1500	1600	1700	1800	1900	2000	2100
d: 850	Japanese Sen:								
	Japanese Elm:								
	Japanese Ash:								
	Japanese Oak:								
	Walnut								
d: 900	Japanese Sen:								
	Japanese Elm:								
	Japanese Ash:								
	Japanese Oak:								
	Walnut								
d: 950	Japanese Sen:								
	Japanese Elm:								
	Japanese Ash:								
	Japanese Oak:								
	Walnut								

h: 680/710/740 h1: 650/680/710

wbl: (inside / outside) 1020 | 1020/1390

\*The three figures separated by slashes (from left to right) for h and h1 are the heights of LD, D, and H type tables, respectively. \*Top board: random-match

Upper: After-tax  
Lower: Before-tax



"I want to design a chair that looks balanced, and gives people a 'sharp and soft' image at the same time," said German furniture designer, Michael Schneider. If you look closely at the chair, you will notice a smooth line that is formed from the beginning of the armrest to the end of the backrest. This is a chair that has a style that suits all kinds of situations, whether it is for home residence or for public facilities. The backrest of the dining chair is available in three colors; the table comes in two types, a regular solid wood type and extension type extendable by 700 mm.





### Wood coating

Japanese Sen NF/WNF/MBR/DBR/GY/DGY/BL  
 Japanese Elm NF/WNF/MBR/DBR/GY/DGY/BL  
 Japanese Ash NF/WNF/MBR/DBR/GY/DGY/BL  
 Walnut CW/DBR

\*OFN is available for tables.

\*Japanese Sen is available only for tables.

### Fabric and leather

Fabric / leather available for Armchair UB

F3 Ultrasuede

F4 Tonica

L3 MG, EN, KP, BQ

### Make-it-lower


Chair, Bench: **10mm** **20mm** **30mm** **40mm**

Table: **10mm** **20mm** **30mm**


### Back colors for Armchair AB



TWT



TGY



TBL

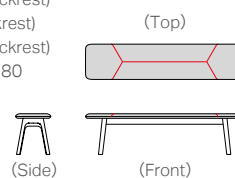
### Leather stitching

Stitch

Leather stitching is applied to the following:

- Bench 215 (without backrest)  
Bench 215 H (without backrest)
- Bench 180 (without backrest)  
Bench 180 H (without backrest)
- Bench 150 (without backrest)  
Bench 150 H (without backrest)

[The drawing for Bench 180 (without backrest) ]



You can make it no-stitching with additional charge. Leather stitching is applied to the following:

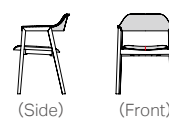
- Armchair UB (Upholstered Seat)  
Armchair UB H (Upholstered Seat)
- ArmchairAB (Upholstered Seat)  
ArmchairAB H (Upholstered Seat)

[The drawing for Armchair UB (Upholstered Seat) ]



Additional charge

**+8,800**  
**+8,000**



### Designer



Michael Schneider  
Germany





Backpanel: Beech CW




Backpanel: BQ-BR

		F1	F2	F3	F4	F5 / L2	L3	L4	
<div>Armchair UB (Upholstered Seat)</div> <div>Armchair UB H (Upholstered Seat)</div> <div>[Image ①]</div>	<div>w: 570 d: 545</div> <div>h: 750&lt;770&gt;</div> <div>sh: 435&lt;455&gt;</div> <div>ah: 630&lt;650&gt;</div> <div>wt: 6.5</div>	Japanese Elm							
		Japanese Ash							
		Walnut							
		Limit in fabric / leather   Leather stitching							
<div>Armchair UB (Wooden Seat)</div> <div>Armchair UB H (Wooden Seat)</div> <div>[Image ②]</div>	<div>w: 570 d: 545</div> <div>h: 750&lt;770&gt;</div> <div>sh: 410&lt;430&gt;</div> <div>ah: 630&lt;650&gt;</div> <div>wt: 6.5</div>	Japanese Elm							
		Japanese Ash							
		Walnut							
		Limit in fabric / leather							
Backpanel Option for UB		*Only Ultrasuede, MG, EN, KP, and BQ leather are available.				Ultrasuede			
		*Finish in the same color as the frame.				Beech NF/WNF/MBR /CW/DBR/GY/DGY/BL			
Limit in fabric / leather									

		F1	F2	F3	F4 / CL1	F5 / L2	L3	L4
<b>Armchair AB</b> (Upholstered Seat) <b>Armchair AB H</b> (Upholstered Seat) <small>[Image ③]</small>	w: 570 d: 545 h: 745 <765> sh: 435 <455> ah: 625 <645> wt: 6.0	Japanese Elm						
		Japanese Ash						
		Walnut						
*The backrest made of ABS resin available in three colors   Leather stitching								
<b>Armchair AB</b> (Wooden Seat) <b>Armchair AB H</b> (Wooden Seat) <small>[Image ④]</small>	w: 570 d: 545 h: 745 <765> sh: 410 <430> ah: 625 <645> wt: 6.0	Japanese Elm						
		Japanese Ash						
		Walnut						
*The backrest made of ABS resin available in three colors								

\*The figures in the angle brackets express the height of H type.

Upper: After-tax  
Lower: Before-tax



⑤ Japanese Ash NF BQ-BR/L3



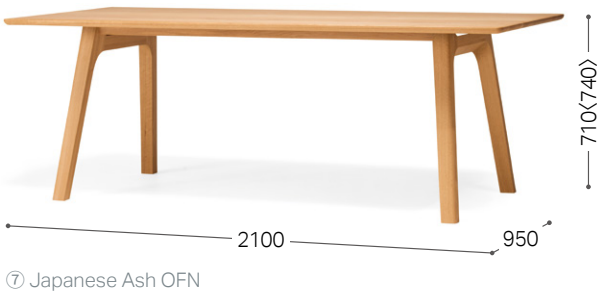
⑥ Walnut CW BQ-BL/L3



			F1	F2	F3	F4/CL1	F5/L2	L3	L4
<b>Bench 215 (without backrest)</b> <b>Bench 215 H (without backrest)</b> <small>[Image ⑤ : H]</small>	w: 2155 d: 405 h: 450 <470>	Japanese Elm							
		Japanese Ash							
		Walnut							
		Leather stitching							
<b>Bench 180 (without backrest)</b> <b>Bench 180 H (without backrest)</b>	w: 1805 d: 405 h: 450 <470>	Japanese Elm							
		Japanese Ash							
		Walnut							
		Leather stitching							
<b>Bench 150 (without backrest)</b> <b>Bench 150 H (without backrest)</b> <small>[Image ⑥ : H]</small>	w: 1505 d: 405 h: 450 <470>	Japanese Elm							
		Japanese Ash							
		Walnut							
		Leather stitching							

\*The figures in the angle brackets express the height of H type.

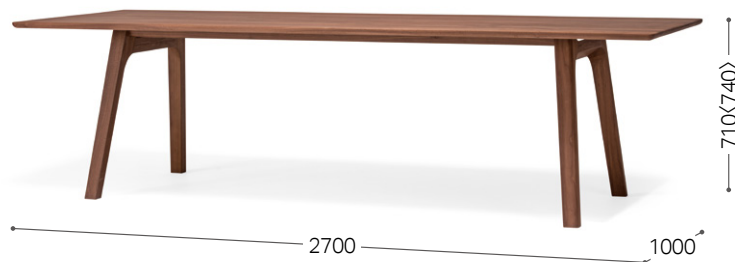
Upper: After-tax  
Lower: Before-tax



Solid Wood Table / Solid Wood Table H		*Solid wood top							
[Image ⑦]									
w:		1500	1600	1700	1800	1900	2000	2100	
d: 850	Japanese Sen Japanese Elm								
	Japanese Ash								
	Walnut								
d: 900	Japanese Sen Japanese Elm								
	Japanese Ash								
	Walnut								
d: 950	Japanese Sen Japanese Elm								
	Japanese Ash								
	Walnut								
d: 1000	Japanese Sen Japanese Elm								
	Japanese Ash								
	Walnut								
d: 1100	Japanese Sen Japanese Elm								
	Japanese Ash								
	Walnut								
d: 1200	Japanese Sen Japanese Elm								
	Japanese Ash								
	Walnut								
h: 710<740> h1: 680<710> h2: 635<665>									
wbl:		1135	1235		1285		1555		

\*The figures in the angle brackets express the height of H type.    \*Top board: random-match

Upper: After-tax  
Lower: Before-tax



⑧ Walnut OFN

## Solid Wood Table / Solid Wood Table H

[Image ⑧]

\*Solid wood top (with vertical joints for tables longer than 2101 mm)

\*See p.11 for more information on vertical joints.

w:		2200		2300		2400		2500		2600		2700
d: 850	Japanese Sen Japanese Elm											
	Japanese Ash											
	Walnut											
d: 900	Japanese Sen Japanese Elm											
	Japanese Ash											
	Walnut											
d: 950	Japanese Sen Japanese Elm											
	Japanese Ash											
	Walnut											
d: 1000	Japanese Sen Japanese Elm											
	Japanese Ash											
	Walnut											
d: 1100	Japanese Sen Japanese Elm											
	Japanese Ash											
	Walnut											
d: 1200	Japanese Sen Japanese Elm											
	Japanese Ash											
	Walnut											

h: 710<740> h1: 680<710> h2: 635<665>

wbl:	1555		1835
------	------	--	------

\*The figures in the angle brackets express the height of H type. \*Top board: random-match

Upper: After-tax  
Lower: Before-tax





⑨ Four-piece type for the top board of 2400–2700

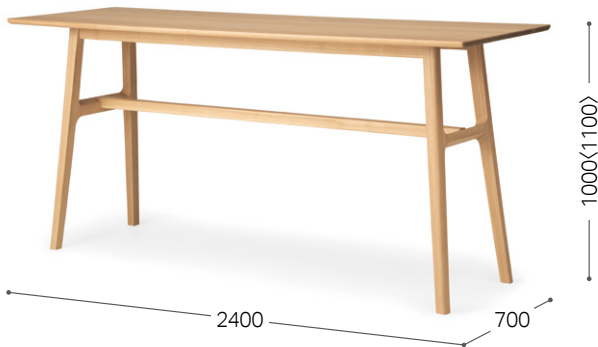
Cable Tray  
for Solid Wood Table

[Image ⑨]

h2 including the cable tray:  
575 (605)

Four-piece type for the top board of 2400–2700	w: 1240 d: 110 h: 110	
Three-piece type for the top board of 2100–2300	w: 930 d: 110 h: 110	
Two-piece type for the top board of 1500–2000	w: 620 d: 110 h: 110	

An optional set of hole-processing on the top board and a cable tray and cover (made of solid wood)  
\*The tray cover is made of the same wood; finished in the same color as the top board.



⑪ Japanese Ash WNF



⑩ Power Strip for High Table



Power Strip for High Table

[Image ⑩]

Each	
------	--

Upper: After-tax  
Lower: Before-tax

## Solid Wood High Table / Solid Wood High Table H

[image 11]

Solid-wood top (with vertical joints for tables longer than 2101 mm) \*Accessory: height adjusters \*See p.11 for more information on vertical joints.

w:	1500	1600	1700	1800	1900	2000	2100	2200	2300	2400
d: 700	Japanese Sen Japanese Elm									
	Japanese Ash									
	Walnut									
d: 800	Japanese Sen Japanese Elm									
	Japanese Ash									
	Walnut									
d: 900	Japanese Sen Japanese Elm									
	Japanese Ash									
	Walnut									
h: 1000 <1100> h1: 970 <1070> h2: 900 <1000>										
wbl:	1135	1235			1285			1555		1835

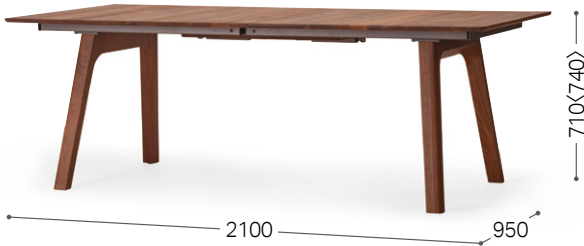
w:	2500	2600	2700
d: 700	Japanese Sen Japanese Elm		
	Japanese Ash		
	Walnut		
d: 800	Japanese Sen Japanese Elm		
	Japanese Ash		
	Walnut		
d: 900	Japanese Sen Japanese Elm		
	Japanese Ash		
	Walnut		
h: 1000 <1100> h1: 970 <1070> h2: 900 <1000>			
wbl:		1835	

\*The figures in the angle brackets express the height of H type. \*Top board: random-match

Upper: After-tax  
Lower: Before-tax



The top board is extendable.



⑫ Walnut OFN

Extension Solid Wood Table 210 × 95 Extension Solid Wood Table 210 × 95 H [Image ⑫]	w: 2100 (2800) d: 950 h: 710 (740) h2: 635 (665) h3: 620 (650) wbl: 1440	Japanese Sen	
		Japanese Elm	
		Japanese Ash	
		Walnut	
*Solid wood top    *Accessory: height adjusters			
Extension Solid Wood Table 180 × 95 Extension Solid Wood Table 180 × 95 H	w: 1800 (2500) d: 950 h: 710 (740) h2: 635 (665) h3: 620 (650) wbl: 1140	Japanese Sen	
		Japanese Elm	
		Japanese Ash	
		Walnut	
*Solid wood top    *Accessory: height adjusters			
Extension Solid Wood Table 160 × 95 Extension Solid Wood Table 160 × 95 H	w: 1600 (2250) d: 950 h: 710 (740) h2: 635 (665) h3: 620 (650) wbl: 1140	Japanese Sen	
		Japanese Elm	
		Japanese Ash	
		Walnut	
*Solid wood top    *Accessory: height adjusters			

\*The figures in the parentheses express sizes at the time of extension; ones in the angle brackets express the height of H type.    \*h3: floor-to-folding-tabletop height    \*Please note that the floor-to-folding-tabletop height is its lowest position when the folding tabletop is stored.    \*Top boards: random-match    \*The table top planks are joined together in the vertical direction to the longitudinal direction of the table.

Upper: After-tax

Lower: Before-tax



Light and no waste are the main features of Ten—a new and innovative collection by CondeHouse in cooperation with Berlin-based designer, Michael Schneider. Ten, the Japanese word for the heavenly sky, describes the concept of the light, almost airy design seen in the Ten living room collection.




#### Wood coating


Japanese Ash NF / WNF / MBR / DBR / GY / DGY / BL  
Walnut CW / DBR

\*OFN is available for tables.


#### Table leg colors



M-GY



S-GY



S-BL

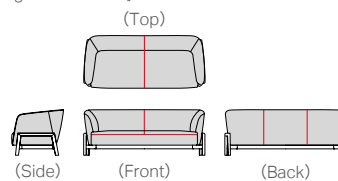
#### Leather stitching



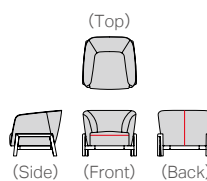
Leather stitching is applied to the following:

- Sofa 200
- Sofa 160

[The drawing for Sofa 200 ]




- Armchair



#### Designer

Michael Schneider  
Germany





① Japanese Ash NF Magnolia GY/F4



② Japanese Ash GY Maple DBG/F3



③ Japanese Ash NF Magnolia GY/F4



④ Maple DBG/F3

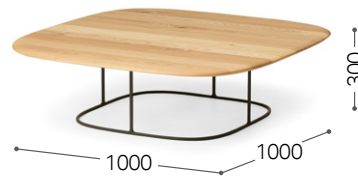


			F1	F2	F3	F4 / CL1	F5 / L2	L3	L4
<b>Sofa 200</b> [Image ①]	w: 1980 d: 855 h: 750 sh: 400 ah: 675	Japanese Ash							
		Walnut							
Leather stitching									
<b>Sofa 160</b>	w: 1580 d: 855 h: 750 sh: 400 ah: 675	Japanese Ash							
		Walnut							
Leather stitching									
<b>Armchair</b> [Image ②]	w: 880 d: 855 h: 750 sh: 400 ah: 675	Japanese Ash							
		Walnut							
Leather stitching									
<b>Ottoman</b> [Image ③]	w: 710 d: 510 h: 400	Japanese Ash							
		Walnut							
<b>Cushion</b> [Image ④]	480 × 200								

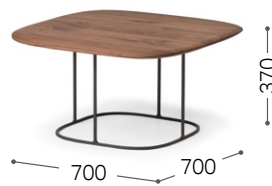
Upper: After-tax  
Lower: Before-tax



⑤ Walnut OFN Leg: S-GY



⑥ Japanese Ash OFN Leg: S-GY



⑦ Walnut OFN Leg: S-GY



⑧ Japanese Ash GY Leg: S-GY



<b>Table 111 × 79</b> [Image ⑤]	w: 1110 d: 790 h: 300	<div>Japanese Ash</div> <div>Walnut</div>
*Solid wood top   Three colors available for the leg		
<b>Table 100 × 100</b> [Image ⑥]	w: 1000 d: 1000 h: 300	<div>Japanese Ash</div> <div>Walnut</div>
*Solid wood top   Three colors available for the leg		
<b>Table 70 × 70</b> [Image ⑦]	w: 700 d: 700 h: 370	<div>Japanese Ash</div> <div>Walnut</div>
*Solid wood top   Three colors available for the leg		
<b>Table 60 × 40</b> [Image ⑧]	w: 600 d: 400 h: 440	<div>Japanese Ash</div> <div>Walnut</div>
*Solid wood top   Three colors available for the leg		

\*Top board: random-match

Upper: After-tax  
Lower: Before-tax



Ten cabinet collection is here to further enhance your lifestyle, as a cabinet to store your personal belongings, as a place for your television, etc. This is unique furniture that combines European modern design and Japanese craftsmanship.

Wood coating	Designer
Japanese Ash NF/WNF/MBR/DBR/GY/DGY/BL Walnut CW/DBR	Michael Schneider Germany
Color codes for MDF surfaces: Japanese Ash NFPWT/NFPDG/NFPBL/NFREM/WNFPWT/WNFPDG/WNFPBL/WNFREM /MBRPWT/MBRPDG/MBRPBL/MBRREM/DBRPWT/DBRPDG/DBRPBL/DBRREM /GYPWT/GYPDG/GYPBL/GYREM/DGYPWT/DGYPDG/DGYPBL/DGYREM /BLPWT/BLPDG/BLPBL/BLREM Walnut CWPWT/CWPDG/CWPBL/CWREM/DBRPWT/DBRPDG/DBRPBL/DBRREM	

\*Wood and finish are indicated as follows: Main unit wood + main unit finish + top surface finish



① Walnut CWPBL



② Japanese Ash NF



TV Lowboard TV-200 [Image ①]	w: 2000 d: 450 h: 450 *The top surface is either solid wood or colorcoated MDF. *The backside is also veneered. *Accessory: height adjusters only in the front legs; t8 glass shelf (w: 629 × 1) *The center part of the back panel is removable. *Left and right: drawer; middle: flap door made of acrylic	Japanese Ash Walnut
TV Lowboard TV-180 [Image ②]	w: 1800 d: 450 h: 450 *The top surface is either solid wood or colorcoated MDF. *The backside is also veneered. *Accessory: height adjusters only in the front legs; t8 glass shelf (w: 562 × 1) *The center part of the back panel is removable. *Left and right: drawer; middle: flap door made of acrylic	Japanese Ash Walnut
TV Lowboard TV-160	w: 1600 d: 450 h: 450 *The top surface is either solid wood or colorcoated MDF. *The backside is also veneered. *Accessory: height adjusters only in the front legs; t8 glass shelf (w: 496 × 1) *The center part of the back panel is removable. *Left and right: drawer; middle: flap door made of acrylic	Japanese Ash Walnut

Upper: After-tax  
Lower: Before-tax



③ Japanese Ash DGY



④ Japanese Ash NFPWT



Side board LED lighting-up

Side Board DD-240	w: 2400 d: 450 h: 720	<div>Japanese Ash</div> <div>Walnut</div>
*The top surface is either solid wood or colorcoated MDF. *The backside is also veneered. *Accessory: height adjusters only in the front side; shelf boards (w: 571 × 4) *The main unit is a knock-down type.		
Side Board DD-180 [Image ③]	w: 1800 d: 450 h: 720	<div>Japanese Ash</div> <div>Walnut</div>
*The top surface is either solid wood or colorcoated MDF. *The backside is also veneered. *Accessory: height adjusters only in the frontside; shelf boards (w: 571 × 2 w: 581 × 1)		
Side Board DD-120	w: 1200 d: 450 h: 720	<div>Japanese Ash</div> <div>Walnut</div>
*The top surface is either solid wood or colorcoated MDF. *The backside is also veneered. *Accessory: height adjusters only in the front side; shelf boards (w: 571 × 2)		
Side Board GDD-240 [Image ④]	w: 2400 d: 450 h: 720	<div>Japanese Ash</div> <div>Walnut</div>
*The top surface is either solid wood or colorcoated MDF. *The backside is also veneered. *Accessory: height adjusters only in the front side; shelf boards (w: 571 × 2) ; t8 glass shelves (w: 569 × 2) ; downlight (LED × 2) *The main unit is a knock-down type. *The center doors are made of acrylic.		
Side Board GDD-180	w: 1800 d: 450 h: 720	<div>Japanese Ash</div> <div>Walnut</div>
*The top surface is either solid wood or colorcoated MDF. *The backside is also veneered. *Accessory: height adjusters only in the front side; shelf boards (w: 571 × 2) ; t8 glass shelves (w: 579 × 1) ; downlight (LED × 1) *The center door is made of acrylic.		

Upper: After-tax  
Lower: Before-tax





⑤ Walnut CWPDG



⑥ Walnut CWPDG



High board BAR LED lighting-up

<b>High Board DD-100</b> [Image ⑤]	w: 1000 d: 450 h: 1350	<div><div>Japanese Ash</div><div>Walnut</div></div>
*The top surface is either solid wood or colorcoated MDF. *The backside is also veneered. *Accessory: height adjusters only in the front side; shelf boards (w: 961 × 1 w: 471 × 2)		
<b>High Board DD-100 BAR</b> [Image ⑥]	w: 1000 d: 450 h: 1350	<div><div>Japanese Ash</div><div>Walnut</div></div>
*The top surface is either solid wood or colorcoated MDF. *The backside is also veneered. *Accessory: height adjusters only in the front side; shelf boards (w: 471 × 2) ; LED lights inside the cabinet; slide table		
Upper: After-tax Lower: Before-tax		



Nupri means “Mountains” in the Ainu language. The structure and material of the dining chair is designed to support the body comfortably. The wooden frame made of Japanese oak has an integrated form from the backrest to the armrest and legs, as if it is a part of the body.



Wood coating

Japanese Oak NF/WNF/MBR/DBR/GY/DGY/BL

Make-it-lower

Chair: 10mm 20mm 30mm 40mm

Designer



Toshiyuki Kita  
Japan



Japanese Oak DGY Tonica LGY/F4



Armchair  
Armchair H  
[Image: H]

w: 590 d: 540  
h: 705 <725>  
sh: 440 <460>  
ah: 645 <665> wt: 6.0

Japanese Oak:

F1 | F2 | F3 | F4/CL1 | F5/L2 | L3 | L4

\*The figures in the angle brackets express the height of H type.

Upper: After-tax  
Lower: Before-tax



The Nupri living collection is designed to provide a comfortable living space in the contemporary high-tech lifestyle. The side tables of the reclining chair are useful for placing smartphones and other personal belongings. The Nupri easy chair's cushion portion and wooden frame make it suitable for providing your body with a comfortable place to sit. The surface of the side table is carved to rise at the edge to prevent things from falling off. All items are available in Japanese oak.



Wood coating

Japanese Oak NF / WNF / MBR / DBR / GY / DGY / BL

Make-it-lower


Chair, Stool: 10mm 20mm 30mm 40mm

Fabric and leather

Fabric / leather available for Reclining Chair  
F3 Ultrasuede  
F4 Tonica  
L3 MG, KP, BQ

Designer

Toshiyuki Kita  
Japan



① Japanese Oak WNF Ultrasuede LGY/F3  
(Headrest and arm: Ultrasuede DGY/F3)



③ Japanese Oak WNF Ultrasuede LGY/F3



② Japanese Oak BL Tonica LGY/F4



④ Japanese Oak DGY

		F1	F2	F3	F4	F5 / L2	L3	L4
<b>Reclining Chair</b> [Image ①]	w: 1050 d: 785-1100 h: 1080 sh: 400 ah: 560 h4: 370	Japanese Oak						
	*Solid wood side tables    *You can select two different fabrics (in the same grade only) for the headrest and arms.      Limit in fabric / leather							
<b>Option of selecting two different leathers for the Reclining Chair</b>		*You can select two different leathers for the headrest and arms. Only BQ, MG and KP leathers are available.					MG/KP/BQ	
		F1	F2	F3	F4 / CL1	F5 / L2	L3	L4
<b>Lounge Chair</b> [Image ②]	w: 700 d: 695 h: 765 sh: 430 ah: 595	Japanese Oak						
<b>Stool</b> [Image ③]	w: 745 d: 400 h: 400	Japanese Oak						
<b>Side Table 65 × 39</b> [Image ④]	w: 645 d: 385 h: 450 *Solid wood top    *Accessory: height adjusters						Japanese Oak	

\*h4: floor-to-side-tabletop height

Upper: After-tax  
Lower: Before-tax



# BARRINGER

20




Barringer is a coffee table designed by a Turkish interior designer, Atilla Kuzu, named after the meteor crater in Arizona. It contains three inner compartments with sliding doors. Since its launch in 2002, it has been one of the most popular items especially in the European market. Why not enjoy a fresh brewed morning coffee on this amazing masterpiece?

**Wood coating**  
Japanese Oak NF/WNF/MBR/DBR/GY/DGY/BL  
Walnut CW/DBR


**Size when it opens**  

\*The figures in the parentheses are sizes of Slide Table CR 100 x 100; 100 x 100 H

**Designer**  
  
Atilla Kuzu  
Turkey



① Walnut CW



② Japanese Oak NF

<b>Slide table CR</b> <b>120 × 120</b> [Image ①]	w: 1200 d: 1200 h: 205	<div>Japanese Oak</div> <div>Walnut</div>
	*Accessory: height adjusters	
<b>Slide table CR</b> <b>120 × 120 H</b> [Image ②]	w: 1200 d: 1200 h: 300	<div>Japanese Oak</div> <div>Walnut</div>
	*Accessory: height adjusters	
<b>Slide table CR</b> <b>100 × 100</b>	w: 1000 d: 1000 h: 205	<div>Japanese Oak</div> <div>Walnut</div>
	*Accessory: height adjusters	
<b>Slide table CR</b> <b>100 × 100 H</b>	w: 1000 d: 1000 h: 300	<div>Japanese Oak</div> <div>Walnut</div>
	*Accessory: height adjusters	

\*Top board: slip-match for oak; book-match for walnut.

Upper: After-tax  
Lower: Before-tax



The table (especially the leg part when seen from the longitude direction of the table) looks like a samurai standing in full dress. Strong and innocent —the concept the designers put in this collection. The grooves of the leg part, expressing the folds of samurai attire, become deeper as they go down so that it looks more expanding and stable. The table is available in square or round shape, and the bench shows up more especially when more than one are lined up at a big hall.

## Wood coating

Japanese Sen NF / WNF / MBR / DBR / GY / DGY / BL / OFN  
 Japanese Elm NF / WNF / MBR / DBR / GY / DGY / BL / OFN  
 Japanese Oak NF / WNF / MBR / DBR / GY / DGY / BL / OFN  
 Walnut CW / DBR / OFN

## Make-it-lower

Bench: **10mm** **20mm** **30mm** **40mm**  
 Table: **10mm** **20mm** **30mm**

## Dovetail

Please contact for more details.



Dovetail

## Designer



Maly Hoffmann Kahleyss  
 Germany



			without dovetail	with dovetail
Solid Wood Table 240 × 100 Solid Wood Table 240 × 100 H [Image ①]	w: 2400 d: 1000 h: 710 <740> h2: 670 <700>  Solid-wood top (with vertical joints, except for walnut) *Accessory: height adjusters *Five dovetails if ordered *See p.11 for more information on vertical joints.	Japanese Sen		
		Japanese Elm		
		Japanese Oak		
		Walnut		
Solid Wood Table 210 × 95 Solid Wood Table 210 × 95 H	w: 2100 d: 950 h: 710 <740> h2: 670 <700>  *Solid wood top   *Accessory: height adjusters *Four dovetails if ordered	Japanese Sen		
		Japanese Elm		
		Japanese Oak		
		Walnut		
Solid Wood Table 180 × 90 Solid Wood Table 180 × 90 H [Image ②]	w: 1800 d: 900 h: 710 <740> h2: 670 <700>  *Solid wood top   *Accessory: height adjusters *Four dovetails if ordered	Japanese Sen		
		Japanese Elm		
		Japanese Oak		
		Walnut		
Solid Wood Table 160 × 90 Solid Wood Table 160 × 90 H	w: 1600 d: 900 h: 710 <740> h2: 670 <700>  *Solid wood top   *Accessory: height adjusters *Three dovetails if ordered	Japanese Sen		
		Japanese Elm		
		Japanese Oak		
		Walnut		

\*The figures in the angle brackets express the height of H type.   \*Top board: random-match

Upper: After-tax  
Lower: Before-tax



			without dovetail	with dovetail
Round Table 140 Round Table 140 H [Image ③]	dia: 1400 h: 710 (740) h2: 670 (700)	Japanese Sen: Japanese Elm:		
		Japanese Oak:		
	*Solid wood top *Accessory: height adjusters *Three dovetails if ordered	Walnut		
Round Table 120 Round Table 120 H	dia: 1200 h: 710 (740) h2: 670 (700)	Japanese Sen: Japanese Elm:		
		Japanese Oak:		
	*Solid wood top *Accessory: height adjusters *Three dovetails if ordered	Walnut		
Bench 240 Bench 240 H	w: 2400 d: 450 h: 420 (450)	Japanese Sen: Japanese Elm:		
	*Solid wood seat (with vertical joints, except for walnut) *Five dovetails if ordered *See p.11 for more information on vertical joints.	Japanese Oak:		
		Walnut		
Bench 210 Bench 210 H	w: 2100 d: 450 h: 420 (450)	Japanese Sen: Japanese Elm:		
		Japanese Oak:		
	*Solid wood seat *Four dovetails if ordered	Walnut		
Bench 180 Bench 180 H [Image ④]	w: 1800 d: 450 h: 420 (450)	Japanese Sen: Japanese Elm:		
		Japanese Oak:		
	*Solid wood seat *Four dovetails if ordered	Walnut		
Bench 160 Bench 160 H	w: 1600 d: 450 h: 420 (450)	Japanese Sen: Japanese Elm:		
		Japanese Oak:		
	*Solid wood seat *Three dovetails if ordered	Walnut		

\*The figures in the angle brackets express the height of H type. \*Top board: random-match

Upper: After-tax  
Lower: Before-tax



# FOLD



A cabinet inspired by the concept of light and shadow. Each box is carefully crafted and mounted to each other. Designed by a Japanese designer group, nendo, Fold is made of oak and is recommended to be used as a partition in a spacious area.

**Wood coating**  
Japanese Oak NF/WNF/MBR/DBR/GY/DGY/BL


**Designer**



nendo Oki Sato  
Japan



① Japanese Oak NF



② Japanese Oak NF

Shelf 5-3	w: 1415 d: 490 h: 1855 *Accessory: height adjusters *The figures in the product names represent the number of rows and columns.	Japanese Oak
Shelf 5-2 [Image ①]	w: 950 d: 490 h: 1855 *Accessory: height adjusters *The figures in the product names represent the number of rows and columns.	Japanese Oak
Shelf 3-3 [Image ②]	w: 1415 d: 490 h: 1125 *Accessory: height adjusters *The figures in the product names represent the number of rows and columns.	Japanese Oak
Shelf 3-2	w: 950 d: 490 h: 1125 *Accessory: height adjusters *The figures in the product names represent the number of rows and columns.	Japanese Oak

Upper: After-tax  
Lower: Before-tax



FOUR



Wood coating

Japanese Ash WNF/MBR/BL  
\*The legs of the desk are made of Japanese Birch (BL color)

Frame colors



S-BL C-SL

About FOUR

FOUR is a series developed jointly by Actus Corporation and CondeHouse.





Designer



Jin Kuramoto  
Japan

Fabric and leather

Fabric / leather available for chairs  
\*These fabrics are available only for FOUR chairs.



Wheels and glides



S-BL (wheel) C-SL (wheel) S-BL (glide) C-SL (glide)



**Chair**  
[Image ① ] w: 790 d: 790 h: 780 (870)  
sh: 435 (525) ah: 655 (745) wt: 11.5

\*Accessory: wheels;  
lifting and rocking mechanism | Limit in fabric / leather |

S-BL

C-SL

**Chair GL**  
[Image ② ] w: 735 d: 735 h: 740 (830)  
sh: 395 (485) ah: 615 (705) wt: 11.0

\*Accessory: glides;  
lifting and rocking mechanism | Limit in fabric / leather |

S-BL

C-SL

\*The figures in the parentheses are the maximum height.

Upper: After-tax  
Lower: Before-tax

## ● Chair

The life style of many people has changed faster since the COVID, and more and more people came to work at home. Accordingly, the required function of home chairs becomes wider. FOUR, this beautiful chair acts as an office chair, dining chair, relaxing place, and toy to play with kids.

## ● Desk

A space for work becomes required at home, an environment where food, clothing, and shelter were the mainstay. Accordingly, some issues to solve came up such as "functional requirements for size and storage capacity," "discomfort in coexisting with a relaxing space," and "noise generated by the presence of work in the home." The goal was to create a desk that would be functional for organizing documents and gadgets, yet harmonize with the other furniture in the living room and dining room, and look beautiful with the FOUR chair. The design feature is the fusion of the floating top panel, the straight lines of the back panel, and the organic curves of the legs. The FOUR desk, with its warm, natural materials, is a piece of furniture you will want to spend a lot of time with.



③ Japanese Ash WNF



④ Japanese Ash BL



⑤ Japanese Ash MBR



### Desk 160 Desk 160 H

[Image ③]

w: 1600 d: 565 h: 720 <740> h1: 700 <720>  
h2: 635 <655> wbl: 985

\*Solid wood top \*Accessory: height adjusters; wiring hole \*Legs made of Japanese Birch (BL color)

Japanese Ash

### Desk 140 Desk 140 H

[Image ④]

w: 1400 d: 565 h: 720 <740> h1: 700 <720>  
h2: 635 <655> wbl: 985

\*Solid wood top \*Accessory: height adjusters; wiring hole \*Legs made of Japanese Birch (BL color)

Japanese Ash

### Desk 120 Desk 120 H

[Image ⑤]

w: 1200 d: 565 h: 720 <740> h1: 700 <720>  
h2: 635 <655> wbl: 985

\*Solid wood top \*Accessory: height adjusters; wiring hole \*Legs made of Japanese Birch (BL color)

Japanese Ash

\*The figures in the angle brackets express the height of H type. \*Top board: random-match

Upper: After-tax  
Lower: Before-tax





It's based on the design winning a prize in the International Furniture Design Competition in Asahikawa (IFDA) in 2021. What was highly evaluated as a future potential design is its concept: a personal comfortable place realized by the high surrounding backrest and wide seat. People can sit in a comfortable position without a concern for others. This chair makes it possible to make a personal space even in an office or café. A side table is added in the collection.

Wood coating

Japanese Ash NF / WNF / MBR / DBR / GY / DGY / BL

Fabric and leather

Fabric / leather unavailable for Chair

- F3 Sultan, Maple
- F5 Camila, Rivie
- L2 RK
- L4 GR

Make-it-lower

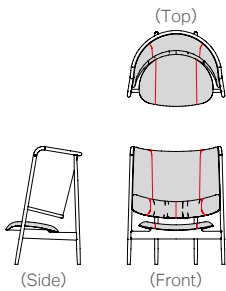
Easy Chair: 10mm 20mm 30mm 40mm

Leather stitching



Leather stitching is applied to the following:

- Easy Chair



Designer



Shuhei Shimoizato  
Japan



① Japanese Ash NF Tonica LGY/F4



② Tonica LGY/F4



③ Power Strip for Easy Chair



⑤ Power Strip for Side Table



④ Japanese Ash NF



			F1	F2	F3	F4 / CL1	F5	L3	L4
Easy Chair [Image ①]	w: 1000 d: 775 h: 1210 sh: 410	Japanese Ash:							
		Limit in fabric / leather   Leather stitching							
			F1	F2	F3	F4 / CL1	F5 / L2	L3	L4
Headrest [Image ②]	w: 430 h: 235 Weighted belt length: 455	Japanese Ash:							
		*The headrest is movable.							
			F1	F2	F3	F4 / CL1	F5	L3	L4
(as an example) Easy Chair with Headrest		Japanese Ash:							
Power Strip for Easy Chair [Image ③]									
			F1	F2	F3	F4 / CL1	F5	L3	L4
Round Side Table 51 [Image ④]		Japanese Ash:							
Power Strip for Side Table [Image ⑤]									

\*Top board: random-match

Upper: After-tax  
Lower: Before-tax



Designed by a Danish designer, Michael C. Poulsen, BCTD was named after the concept of “Be Seated.” The barstool made of Japanese ash combines unique Danish design with wood processing techniques based on the Japanese craftsmanship. The saddle-like seat allows for comfort in any seating position.

Wood coating

Japanese Ash NF / WNF / MBR / DBR / GY / DGY / BL

Footstep Colors



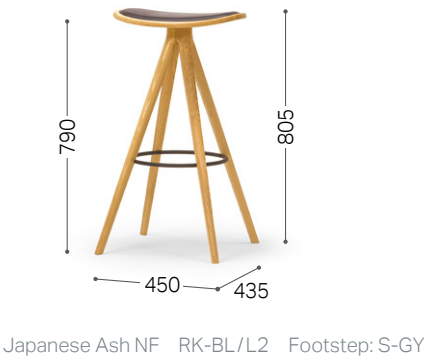
Make-it-lower

High Stool: up to 150 mm in 10 mm increments

Designer



Michael Poulsen  
Denmark



		F1	F2	F3	F4 / CL1	F5 / L2	L3	L4
High Stool	w: 450 d: 435 h: 805 sh: 790 wt: 4.5	Japanese Ash						
	Three colors for available for the footstep							
		Upper: After-tax Lower: Before-tax						



A series of modular furniture especially dedicated to making bed room interiors, well-combined with A+ series, our modular combination cabinets. This high-quality series, together with our original mattress, aims to provide a perfect relaxation space and a good night sleep after a long day of work. Available in Japanese Oak, Japanese Ash, and Walnut.

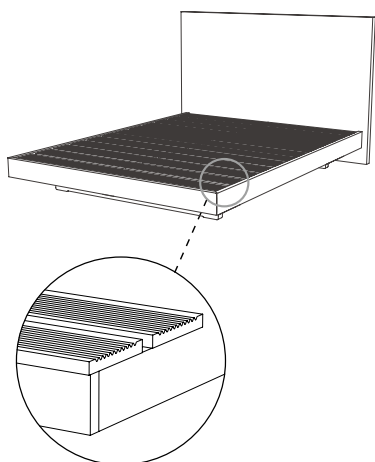
## Wood coating

Japanese Ash NF/WNF/MBR/DBR/GY/DGY/BL  
Japanese Oak NF/WNF/MBR/DBR/GY/DGY/BL  
Walnut CW/DBR

## Depth of the bed

Two size available for the bed frame and mattress

## Floor Boards



### ■ Floor Boards

\*Floor boards are made of paulownia with corrugated surface.

\*Splittable







① Walnut CW

Bed Q M	w: 1640 d: 2060/2010 h: 915 Clearance from the floor: 103	*The height of the head board can change by an increment of 15 mm from 795 to 915 mm at no additional charge. *A set of a headboard, bed frame, and floor boards *A mattress is not included.	Japanese Ash	
			Japanese Oak	
			Walnut	
Bed Q H [Image ①]	w: 1640 d: 2060/2010 h: 1065 Clearance from the floor: 103	*The height of the head board can change by an increment of 15 mm from 945 to 1065 mm at no additional charge. *A set of a headboard, bed frame, and floor boards *A mattress is not included.	Japanese Ash	
			Japanese Oak	
			Walnut	
Bed Q with a drawer on one side L (R) M	w: 2100 d: 2060/2010 h: 915 Clearance from the floor: 103	*The height of the head board can change by an increment of 15 mm from 795 to 915 mm at no additional charge. *A set of a headboard, bed frame, and floor boards *A mattress is not included.	Japanese Ash	
			Japanese Oak	
			Walnut	
Bed Q with a drawer on one side L (R) H	w: 2100 d: 2060/2010 h: 1065 Clearance from the floor: 103	*The height of the head board can change by an increment of 15 mm from 945 to 1065 mm at no additional charge. *A set of a headboard, bed frame, and floor boards *A mattress is not included.	Japanese Ash	
			Japanese Oak	
			Walnut	
Bed Q with drawers on both sides M	w: 2560 d: 2060/2010 h: 915 Clearance from the floor: 103	*The height of the head board can change by an increment of 15 mm from 795 to 915 mm at no additional charge. *A set of a headboard, bed frame, and floor boards *A mattress is not included.	Japanese Ash	
			Japanese Oak	
			Walnut	
Bed Q with drawers on both sides H	w: 2560 d: 2060/2010 h: 1065 Clearance from the floor: 103	*The height of the head board can change by an increment of 15 mm from 945 to 1065 mm at no additional charge. *A set of a headboard, bed frame, and floor boards *A mattress is not included.	Japanese Ash	
			Japanese Oak	
			Walnut	

\*Headboard: random-match

Upper: After-tax  
Lower: Before-tax



Bed D M	w: 1440 d: 2060/2010 h: 915 Clearance from the floor: 103	Japanese Ash	
		Japanese Oak	
		Walnut	
Bed D H	w: 1440 d: 2060/2010 h: 1065 Clearance from the floor: 103	Japanese Ash	
		Japanese Oak	
		Walnut	
Bed D with a drawer on one side L (R) M	w: 1900 d: 2060/2010 h: 915 Clearance from the floor: 103	Japanese Ash	
		Japanese Oak	
		Walnut	
Bed D with a drawer on one side L (R) H	w: 1900 d: 2060/2010 h: 1065 Clearance from the floor: 103	Japanese Ash	
		Japanese Oak	
		Walnut	
Bed D with drawers on both sides M <small>[Image ②]</small>	w: 2360 d: 2060/2010 h: 915 Clearance from the floor: 103	Japanese Ash	
		Japanese Oak	
		Walnut	
Bed D with drawers on both sides H	w: 2360 d: 2060/2010 h: 1065 Clearance from the floor: 103	Japanese Ash	
		Japanese Oak	
		Walnut	

\*Headboard: random-match


Upper: After-tax  
Lower: Before-tax



Bed SD M	w: 1240 d: 2060/2010 h: 915 Clearance from the floor: 120	Japanese Ash	
		Japanese Oak	
		Walnut	
		*The height of the head board can change by an increment of 15 mm from 795 to 915 mm at no additional charge. *A set of a headboard, bed frame, and floor boards *A mattress is not included.	
Bed SD H	w: 1240 d: 2060/2010 h: 1065 Clearance from the floor: 120	Japanese Ash	
		Japanese Oak	
		Walnut	
		*The height of the head board can change by an increment of 15 mm from 945 to 1065 mm at no additional charge. *A set of a headboard, bed frame, and floor boards *A mattress is not included.	
Bed SD with a drawer on one side L (R) M	w: 1700 d: 2060/2010 h: 915 Clearance from the floor: 120	Japanese Ash	
		Japanese Oak	
		Walnut	
		*The height of the head board can change by an increment of 15 mm from 795 to 915 mm at no additional charge. *A set of a headboard, bed frame, and floor boards *A mattress is not included.	
Bed SD with a drawer on one side L (R) H	w: 1700 d: 2060/2010 h: 1065 Clearance from the floor: 120	Japanese Ash	
		Japanese Oak	
		Walnut	
		*The height of the head board can change by an increment of 15 mm from 945 to 1065 mm at no additional charge. *A set of a headboard, bed frame, and floor boards *A mattress is not included.	
Bed S M	w: 1040 d: 2060/2010 h: 915 Clearance from the floor: 120	Japanese Ash	
		Japanese Oak	
		Walnut	
		*The height of the head board can change by an increment of 15 mm from 795 to 915 mm at no additional charge. *A set of a headboard, bed frame, and floor boards *A mattress is not included.	
Bed S H	w: 1040 d: 2060/2010 h: 1065 Clearance from the floor: 120	Japanese Ash	
		Japanese Oak	
		Walnut	
		*The height of the head board can change by an increment of 15 mm from 945 to 1065 mm at no additional charge. *A set of a headboard, bed frame, and floor boards *A mattress is not included.	
Bed S with a drawer on one side L (R) M	w: 1500 d: 2060/2010 h: 915 Clearance from the floor: 120	Japanese Ash	
		Japanese Oak	
		Walnut	
		*The height of the head board can change by an increment of 15 mm from 795 to 915 mm at no additional charge. *A set of a headboard, bed frame, and floor boards *A mattress is not included.	
Bed S with a drawer on one side L (R) H	w: 1500 d: 2060/2010 h: 1065 Clearance from the floor: 120	Japanese Ash	
		Japanese Oak	
		Walnut	
		*The height of the head board can change by an increment of 15 mm from 945 to 1065 mm at no additional charge. *A set of a headboard, bed frame, and floor boards *A mattress is not included.	

\*Headboard: random-match

Upper: After-tax  
Lower: Before-tax



③ Japanese Oak NF



④ Walnut CW



Hanger Drawer



⑤ CH Bed Pad

⑥ CH Mattress

## ● Bed Pad

CondeHouse own designed bed pad with luxury softness realized by more than 2 kg of wool.

## ● Mattress

CondeHouse own designed mattress with a super comfortability: high supportability by three rows of pocket spring coils aligned on both edges; 260 mm thickness; two types (hard and soft) available.

### Night Stand 45 × 40

[Image ③]

w: 450 d: 400 h: 500

\*The backside is also veneered.  
\*Accessory: height adjusters only in the front side

Japanese Ash

Japanese Oak

Walnut

### Hanger Drawer 45 × 31

[Image ④]

w: 450 d: 310 h: 140

\*Please contact for more details.

Japanese Ash

Japanese Oak

Walnut

### CH Bed Pad

[Image ⑤ : D]

S : w: 1000 d: 2000/1950 h: 30  
SD : w: 1200 d: 2000/1950 h: 30  
D : w: 1400 d: 2000/1950 h: 30  
Q-2 : w: 1600 d: 2000/1950 h: 30

S



SD



D



Q-2



\*Length: 2000 or 1950

### CH Mattress Soft (Hard)

[Image ⑥ : D]

S : w: 1000 d: 2000/1950 h: 260  
SD : w: 1200 d: 2000/1950 h: 260  
D : w: 1400 d: 2000/1950 h: 260  
Q-2 : w: 800 d: 2000/1950 h: 260 × 2

S



SD



D



Q-2



\*Length: 2000 or 1950

\*Q-2 is splittable. \*The size on the left is for one piece.

Upper: After-tax  
Lower: Before-tax





Launched in 1980, Bols sofa immediately became a big hit in the Japanese market. The sofa itself comes with wide arms that can be used as a side table, and with an extra seat cushion that sticks out for back support.

Wood coating

Japanese Oak NF/WNF/MBR/DBR/GY/DGY/BL

Designer

Minoru Nagahara  
(1935-2015)  
Japan

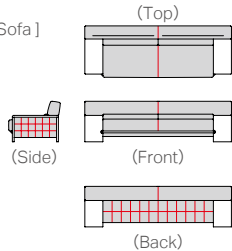
Leather stitching

Stitch

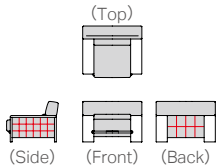
Leather stitching is applied to the following:

- 3P Sofa
- 2P Sofa

[The drawing for 3P Sofa]



- Armchair



① Japanese Oak MBR RK-BR/L2



② Japanese Oak MBR RK-BR/L2



③ Japanese Oak MBR RK-BR/L2

			F1	F2	F3	F4 / CL1	F5 / L2	L3	L4
3P Sofa [Image ①]	w: 2390 d: 840 h: 660 sh: 370 ah: 430	Japanese Oak							
		*Solid wood armrest   Leather stitching							
2P Sofa	w: 1790 d: 840 h: 660 sh: 370 ah: 430	Japanese Oak							
		*Solid wood armrest   Leather stitching							
Armchair [Image ②]	w: 965 d: 840 h: 660 sh: 370 ah: 430	Japanese Oak							
		*Solid wood armrest   Leather stitching							
Stool [Image ③]	w: 800 d: 600 h: 370	Japanese Oak							




The dining set from Bols collection consists of a chair and table. The dining chair contains a wider back than other dining collections, providing a relaxed feeling even while dining.

Wood coating

Japanese Oak NF/WNF/MBR/DBR/GY/DGY/BL

Leather stitching

Stitch 

Leather stitching is applied to the following:

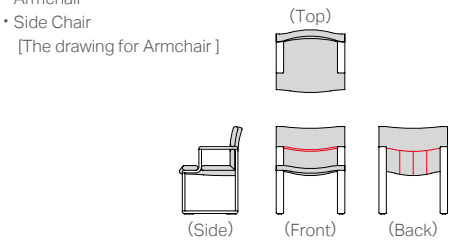
• Armchair

• Side Chair

[The drawing for Armchair]

Designer

Minoru Nagahara  
(1935-2015)  
Japan



		F1	F2	F3	F4 / CL1	F5 / L2	L3	L4
<div>Armchair</div> <div>[Image ①]</div>	w: 580 d: 530 h: 740 sh: 390 ah: 570 wt: 9.0	Japanese Oak						
		Leather stitching						
<div>Side Chair</div> <div>[Image ②]</div>	w: 580 d: 530 h: 740 sh: 390 wt: 8.5	Japanese Oak						
		Leather stitching						



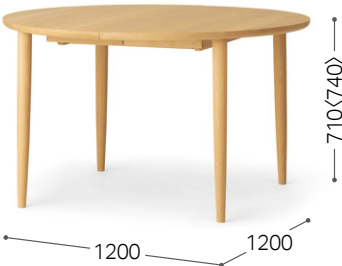
Mom collection extension tables extend 500 mm, made to be simple and beautiful to fit all kinds of scenarios. It's available in Japanese elm, Japanese ash, Japanese cherry, Japanese oak, and walnut, in all CondeHouse original colors.

Wood coating

Japanese Elm NF/WNF/MBR/DBR/GY/DGY/BL  
Japanese Ash NF/WNF/MBR/DBR/GY/DGY/BL  
Japanese Cherry NF/WNF/MBR/DBR/GY/DGY/BL  
Japanese Oak NF/WNF/MBR/DBR/GY/DGY/BL  
Walnut CW/DBR

Make-it-lower

Table: 10mm 20mm 30mm



① Japanese Oak WNF



② Japanese Ash GY



The top board is extendable.



③ Japanese Ash NF



The top board is extendable.



④ Japanese Ash NF

### Round Extension Table 120 Round Extension Table 120 H

[Image ①]

dia: 1200 (w: 1700 d: 1200)  
h: 710 (740) h1: 680 (710)  
h2: 620 (650) wbl: 720 (1220)

Japanese Elm	
Japanese Ash	
Japanese Cherry	
Japanese Oak	
Walnut	

### Round Extension Table 105 Round Extension Table 105 H

[Image ②]

dia: 1050 (w: 1550 d: 1050)  
h: 710 (740) h1: 680 (710)  
h2: 620 (650) wbl: 650 (1150)

Japanese Elm	
Japanese Ash	
Japanese Cherry	
Japanese Oak	
Walnut	

### Extension Table 90 × 90 Extension Table 90 × 90 H

[Image ③]

w: 900 (1400) d: 900  
h: 710 (740) h1: 680 (710)  
h2: 620 (650) wbl: 740 (1240)

Japanese Elm	
Japanese Ash	
Japanese Cherry	
Japanese Oak	
Walnut	

### Round Table 120 Round Table 120 H

[Image ④]

dia: 1200  
h: 710 (740) h1: 680 (710)  
h2: 635 (665) wbl: 720

Japanese Elm	
Japanese Ash	
Japanese Cherry	
Japanese Oak	
Walnut	

\*Accessory: cross beams

### Round Table 105 Round Table 105 H

dia: 1050  
h: 710 (740) h1: 680 (710)  
h2: 635 (665) wbl: 610

Japanese Elm	
Japanese Ash	
Japanese Cherry	
Japanese Oak	
Walnut	

\*Accessory: cross beams

\*The figures in the parentheses are sizes at the time of extension; ones in the angle brackets express the height of H type. \*Top board: random-match

Upper: After-tax  
Lower: Before-tax





An extension table that doesn't look that way because it's extended on the edge. The two additional tabletops stored under the main tabletop allow the table to extend twice up to 2500 mm (in case of the original size of 1600 mm) to accommodate more people. It has been widely used in many different scenarios since 2009.

#### Wood coating

Japanese Ash NF/WNF/MBR/DBR/GY/DGY/BL


#### Make-it-lower

Table: 10mm | 20mm | 30mm



#### Designer



Toshiyuki Yoshino  
Japan



Grain



Japanese Ash NF



The top board is extendable.

**Extension Table 160 × 90**  
**Extension Table 160 × 90 H**

w: 1600 (2050/2500) d: 900 h: 710 <740>  
h2: 620 <650> wbl: 1450 (1900/2350)

\*Accessory: height adjusters for the extendable-side legs

Japanese Ash

**Extension Table 140 × 90**  
**Extension Table 140 × 90 H**

[Image]

w: 1400 (1850/2300) d: 900 h: 710 <740>  
h2: 620 <650> wbl: 1250 (1700/2150)

\*Accessory: height adjusters for the extendable-side legs

Japanese Ash

\*The figures in the parentheses are sizes at the time of extension; ones in the angle brackets express the height of H type. \*Top boards: book-match

Upper: After-tax  
Lower: Before-tax



Linus collection is another masterpiece designed by Sture Eng. The high-back lounge chair is designed to fully support your back, enabling you to relax to the fullest. Since its launch in 2007, it has been one of the most popular living room chairs among our lounge chairs.

Wood coating

Japanese Oak NF/WNF/MBR/DBR/GY/DGY/BL  
Walnut CW/DBR

Fabric and leather

Fabric / leather unavailable for chairs  
F5 Camila

Make-it-lower

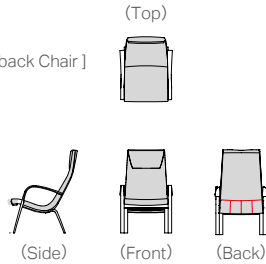
Chair, Stool: 10mm 20mm 30mm 40mm

Leather stitching



Leather stitching is applied to the following:

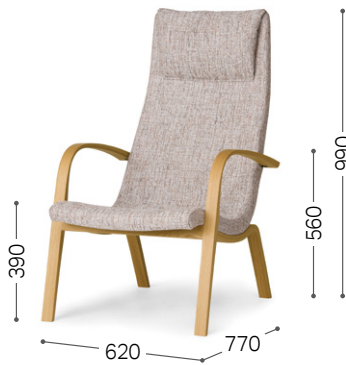
- Highback Chair
  - Lowback Chair
- [The drawing for Highback Chair ]



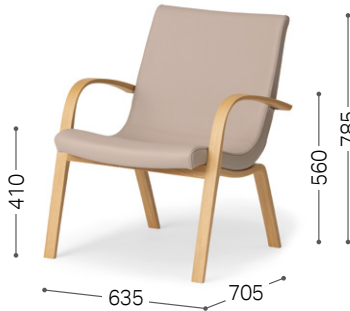
Designer



Sture Eng  
Sweden



① Japanese Oak NF    Rinova OR/F3



② Japanese Oak NF    MG-LGY/L3



③ Japanese Oak GY    Blend LGY/F2

		F1	F2	F3	F4 / CL1	F5 / L2	L3	L4
Highback Chair [Image ①]	w: 620 d: 770 h: 990 sh: 390 ah: 560	Japanese Oak						
		Walnut						
		Limit in fabric / leather   Leather stitching						
Lowback Chair [Image ②]	w: 635 d: 705 h: 785 sh: 410 ah: 560	Japanese Oak						
		Walnut						
		Limit in fabric / leather   Leather stitching						
Stool [Image ③]	w: 520 d: 410 h: 380	Japanese Oak						
		Walnut						

Upper: After-tax  
Lower: Before-tax





Lavender is a fusion of Japanese wood crafting skills and European modern design. Designed by Noboru Nakamura, it consists of a cushion that covers the whole back, providing comfort from top to bottom. It's a chair that matches well widely with CondeHouse desks and tables.

#### Wood coating

Japanese Oak NF/WNF/MBR/DBR/GY/DGY/BL

#### Make-it-lower

Chair: **10mm** **20mm** **30mm** **40mm**

\*Excluding R type

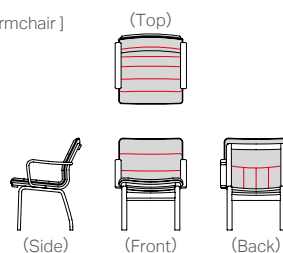
#### Leather stitching

Stitch 

Leather stitching is applied to the following:

- Armchair
- Side Chair
- Armchair (S)
- Side Chair (S)
- Armchair (R type)
- Side Chair (R type)

[The drawing for Armchair]



#### Designer



Noboru Nakamura  
(1938-2023)  
Japan



① Japanese Oak NF BQ-BR/L3



③ Japanese Oak NF MG-CGY/L3



⑤ Japanese Oak MBR Jan GY/F2



② Japanese Oak NF Jan GY/F2



④ Japanese Oak NF MG-CGY/L3



⑥ Japanese Oak NF MG-KGY/L3

			F1	F2	F3	F4 / CL1	F5 / L2	L3	L4
<b>Armchair</b> [Image ①]	w: 600 d: 580 h: 805 sh: 455 ah: 620 wt: 8.5	Japanese Oak:							
Leather stitching									
<b>Side Chair</b> [Image ②]	w: 540 d: 580 h: 805 sh: 455 wt: 7.0	Japanese Oak:							
Leather stitching									
<b>Armchair (S)</b> [Image ③]	w: 560 d: 580 h: 805 sh: 455 ah: 620 wt: 8.0	Japanese Oak:							
Leather stitching									
<b>Side Chair (S)</b> [Image ④]	w: 500 d: 580 h: 805 sh: 455 wt: 6.5	Japanese Oak:							
Leather stitching									
<b>Armchair (R type)</b> [Image ⑤]	w: 690 d: 670 h: 765 (855) sh: 405 (495) ah: 575 (665) wt: 14.0	Japanese Oak:							
*Accessory: wheels; lifting and rocking mechanism   Leather stitching									
<b>Side Chair (R type)</b> [Image ⑥]	w: 690 d: 670 h: 765 (855) sh: 405 (495) wt: 13.5	Japanese Oak:							
*Accessory: wheels; lifting and rocking mechanism   Leather stitching									

\*The figures in the parentheses are the maximum height.

Upper: After-tax  
Lower: Before-tax



Riki Rocker is a Japanese style rocking chair created by the legendary Japanese designer, Riki Watanabe. The drawing proposed by Riki Watanabe had the perfect balance in just one go. The chair is designed to be lower than regular rockers and is paired with a thick seat cushion. It's a fine quality rocker that is perfect for nursing.



Wood coating

Japanese Oak NF / WNF / MBR / DBR / GY / DGY / BL

Make-it-lower

Stool: 10mm 20mm 30mm 40mm

Designer



Riki Watanabe  
(1911-2013)  
Japan



② Japanese Oak NF BQ-BL / L3



① Japanese Oak NF BQ-BL / L3

Riki Rocker

w: 685 d: 755  
h: 1050 sh: 360  
ah: 560

Japanese Oak

Cushion (Head and Back)  
for Riki Rocker

(as an example)  
Riki Rocker with Cushion (Head and Back)

[Image ①]

Japanese Oak

Riki Rocker Stool

[Image ②]

w: 540 d: 380  
h: 410

Japanese Oak

Upper: After-tax  
Lower: Before-tax



Designed by a Swedish designer, Sture Eng, Runt Om is one of the most popular chairs made by CondeHouse. Since the launch 50 years ago, this light and stackable chair has been redesigned several times to reach its full potential, and consequently still used widely in residences and public facilities.

## Wood coating

Japanese Elm NF/WNF/MBR/DBR/GY/DGY/BL  
Japanese Ash NF/WNF/MBR/DBR/GY/DGY/BL  
Japanese Cherry NF/WNF/MBR/DBR/GY/DGY/BL  
Japanese Oak NF/WNF/MBR/DBR/GY/DGY/BL  
Walnut CW/DBR

\*OFN is available for Chair (Solid wood seat) and Stool (Solid wood seat).

## Make-it-lower

Chair, Stool: 10mm 20mm 30mm 40mm

## Leather stitching


☐ Stitch

You can make it no-stitching with additional charge. Leather stitching is applied to the following:


- Chair (Upholstered Seat)
  - Chair H (Upholstered Seat)
  - Stool (Upholstered Seat)
  - Stool H (Upholstered Seat)
- [The drawing for Chair (Upholstered Seat) ]

Additional charge

+8,800  
+8,000



## Designer



Sture Eng  
Sweden





① Japanese Elm NF Kokyu RBR/F5



② Japanese Cherry NF



③ Japanese Ash OFN



④ Japanese Ash NF MG-LGY/L3



⑤ Japanese Ash WNF



⑥ Japanese Ash OFN



		F1	F2	F3	F4 / CL1	F5 / L2	L3	L4	
<div>Chair (Upholstered Seat) Chair H (Upholstered Seat) [Image ①]</div>	<div>w: 555 d: 475 h: 740 &lt;760&gt; sh: 435 &lt;455&gt; ah: 670 &lt;690&gt; wt: 4.5</div>	Japanese Elm							
		Japanese Ash Japanese Cherry							
		Japanese Oak							
		Walnut							
<div>*Stackable up to 4   Leather stitching  </div>									
<div>Chair (Wooden Seat) Chair H (Wooden Seat) [Image ②]</div>	<div>w: 555 d: 475 h: 740 &lt;760&gt; sh: 420 &lt;440&gt; ah: 670 &lt;690&gt; wt: 4.0</div>		Japanese Elm						
			Japanese Ash Japanese Cherry						
			Japanese Oak						
			Walnut						
<div>*Stackable up to 4</div>									
<div>Chair (Solid Wood Seat) Chair H (Solid Wood Seat) [Image ③]</div>	<div>w: 555 d: 475 h: 740 &lt;760&gt; sh: 425 &lt;445&gt; ah: 670 &lt;690&gt; wt: 6.0</div>		Japanese Elm						
			Japanese Ash Japanese Cherry						
			Japanese Oak						
			Walnut						
<div>Solid wood seat *Stackable up to 4</div>									
<div>Stool (Upholstered Seat) Stool H (Upholstered Seat) [Image ④]</div>	<div>w: 410 d: 410 h: 435 &lt;455&gt; wt: 3.5</div>	Japanese Elm							
		Japanese Ash Japanese Cherry							
		Japanese Oak							
		Walnut							
<div>*Stackable up to 4   Leather stitching  </div>									
<div>Stool (Wooden Seat) Stool H (Wooden Seat) [Image ⑤]</div>	<div>w: 410 d: 410 h: 425 &lt;445&gt; sh: 420 &lt;440&gt; wt: 3.0</div>		Japanese Elm						
			Japanese Ash Japanese Cherry						
			Japanese Oak						
			Walnut						
<div>*Stackable up to 4</div>									
<div>Stool (Solid Wood Seat) Stool H (Solid Wood Seat) [Image ⑥]</div>	<div>w: 410 d: 410 h: 425 &lt;445&gt; wt: 4.5</div>		Japanese Elm						
			Japanese Ash Japanese Cherry						
			Japanese Oak						
			Walnut						
<div>Solid wood seat *Stackable up to 4</div>									

\*The figures in the angle brackets express the height of H type.

Upper: After-tax  
Lower: Before-tax



Designed by Yoshimitsu Asakura. The beautiful wood grain on the back of the chair is what Leggero represents. It's made of Japanese ash, and the seat cover is detachable for easier maintenance.

Wood coating

Japanese Ash NF / WNF / MBR / DBR / GY / DGY / BL

Make-it-lower

Chair: 10mm 20mm 30mm 40mm

Covering Seat

The seat upholstery is removable for easy maintenance.



Leather stitching

Stitch 

You can make it no-stitching with additional charge. Leather stitching is applied to the following:

- Armchair  
Armchair H
- Side Chair  
Side Chair H
- Side Chair (S)  
Side Chair (S) H
- Cover  
[The drawing for Side Chair ]

Additional charge

+8,800  
+8,000



(Side)



(Front)

Designer



Yoshimitsu Asakura  
Japan



① Japanese Ash DBR MG-CGY/L3



② Japanese Ash NF Blend LGY/F2



③ Japanese Ash WNF Like NV/F3

		F1   F2   F3   F4 / CL1   F5 / L2   L3   L4							
<b>Armchair</b> <b>Armchair H</b> [Image ①]	w: 565 d: 535 h: 800 (825) sh: 435 (460) ah: 635 (660) wt: 5.0	Japanese Ash							
		Only covering seat							
		Leather stitching   Covering Seat							
<b>Side Chair</b> <b>Side Chair H</b> [Image ②]	w: 550 d: 535 h: 800 (825) sh: 435 (460) wt: 4.5	Japanese Ash							
		Only covering seat							
		Leather stitching   Covering Seat							
<b>Side Chair (S)</b> <b>Side Chair (S) H</b> [Image ③]	w: 500 d: 525 h: 800 (825) sh: 435 (460) wt: 4.5	Japanese Ash							
		Only covering seat							
		Leather stitching   Covering Seat							

\*The figures in the angle brackets express the height of H type.

Upper: After-tax  
Lower: Before-tax



**Others**

# ACCESSORY COLLECTION



CondeHouse's original accessory collection is here to make your life more relaxed and comfortable. K-type cushions are designed by a Hokkaido-born designer, Kajihara Kanako, based on Japanese flowers.

## The special fabrics for Cushion K


The special fabrics for Cushion K are selected from the collection of Kanako Kajihara, a textile designer from Hokkaido. The three fabrics are suggestive of Hokkaido nature, and unique especially in three-dimensional texture developed by the printing and heatshrinking process. You can combine two different fabrics.




- \*These fabrics are available only for Cushion K.
- \*Dry-cleanable
- \*Please contact for pattern arrangement.
- \*White cloth is put in between the fabrics for design.

## Microfiber cushion

Microfiber allows deep laid-back but is less subject to deformation.



① KTLGY+KRDBG



② KFWT+KRDBG



③ KFWT+KTLGY



Cushion K 65 × 50  
[Image ①]

650 × 500  
\*Upholstered only with the special fabric (see below for more details)  
\*Microfiber cushion



Cushion K 45 × 45  
[Image ②]

450 × 450  
\*Upholstered only with the special fabric (see below for more details)  
\*Microfiber cushion



Cushion K 50 × 30  
[Image ③]

500 × 300  
\*Upholstered only with the special fabric (see below for more details)  
\*Microfiber cushion




# ACCESSORY COLLECTION



④ Like DGY/F3



⑤ Like YE/F3



⑥ Camila GY/F5



⑦ Bentley GY/F5



⑧ Maple DBG/F3



⑨ Ultrasuede LGY/F3



⑩ KP-LGY/L3



⑪ BQ-BL/L3



⑫ GR-BE/L4



⑬ BQ-BR/L3



⑭ GR-BE/L4



⑮ BQ-BR/L3


















⑯ MG-KGY/L3



⑰



⑱

			F1	F2	F3	F4 / CL1	F5 / L2	L3	L4
<b>Cushion C 65 × 50</b> [Image ④]	650 × 500								
		*The fabric patterns of the front and back run across. *Microfiber cushion							
<b>Cushion C 45 × 45</b> [Image ⑤]	450 × 450								
		*The fabric patterns of the front and back run across. *Microfiber cushion							
<b>Cushion C 50 × 30</b> [Image ⑥]	500 × 300								
		*The fabric patterns of the front and back run across. *Microfiber cushion							
<b>Cushion 50</b> [Image ⑦]	500 × 500								
		*Microfiber cushion							
<b>Cushion 45</b> [Image ⑧]	450 × 450								
		*Microfiber cushion							
<b>Cushion 35</b> [Image ⑨]	350 × 350								
		*Microfiber cushion							
<b>Leather Cushion (a) 40</b> [Image ⑩]	400 × 400	*Microfiber cushion							
<b>Leather Cushion (a) 30</b> [Image ⑪]	300 × 300	*Microfiber cushion							
<b>Leather Cushion 40</b> [Image ⑫]	400 × 400	*Shredded urethane cushion							
<b>Round Leather Cushion 80</b> [Image ⑬]	φ 800	*Shredded urethane cushion							
<b>Round Leather Cushion 45</b> [Image ⑭]	φ 450	*Shredded urethane cushion							
<b>Roll Cushion</b> [Image ⑮]	480 × φ 180								
		*Microfiber cushion							
<b>Round Seat Leather Cushion 41</b> [Image ⑯]	φ 410	*Leather only.							
<b>Round Seat Leather Cushion B 41</b> [Image ⑰]	φ 410								
<b>Round Seat Leather Cushion C 41</b> [Image ⑱]	φ 410								



# M COLLECTION



M Collection is commercializing the grand prize winning item of the International Furniture Design Competition in Asahikawa, full of unique Japanese beauty concepts. CondeHouse original colors are available for you to mix and match with other furniture collection.

## Wood coating

Japanese Ash NF/WNF/MBR/DBR/GY/DGY/BL

## M COLLECTION

M collection is the items made by WOW, and made of Japanese ash in CondeHouse standard colors.

**WOW** (In 2022, the company name is changed from MÖBEL TOKO)  
An Asahikawa-based furniture manufacturer with a long experience to make modular cabinets and other items wining IFDA awards.

<https://wow.jpn.com>



① Japanese Ash WNF



② Japanese Ash MBR



Drawer

Half Chair Op.1 [Image ①]	w: 490 d: 340 h: 705 sh: 440 wt: 3.0	Japanese Ash
Half Chair Op.1 (with Drawer) [Image ②]	w: 490 d: 340 h: 705 sh: 440 wt: 3.5 *Accessory: a drawer	Japanese Ash

Upper: After-tax  
Lower: Before-tax



③ Japanese Ash GY



④ Japanese Ash WNF



⑤ Japanese Ash GY



⑥ Japanese Ash NF

<b>SORAHE Original</b> <small>[Image ③]</small>	w: 900 d: 350 h: 1900	<div>Japanese Ash</div> <div></div>
<b>SORAHE Small</b> <small>[Image ④]</small>	w: 730 d: 350 h: 1540	<div>Japanese Ash</div> <div></div>
<b>SORAHE Tower 190</b> <small>[Image ⑤]</small>	w: 350 d: 350 h: 1900	<div>Japanese Ash</div> <div></div>
<b>SORAHE Tower 154</b> <small>[Image ⑥]</small>	w: 350 d: 350 h: 1540	<div>Japanese Ash</div> <div></div>

Upper: After-tax  
Lower: Before-tax

# C COLLECTION



C Collection consists of beautiful hand-crafted products made of solid wood that will enrich your lifestyle. Popular items such as dress racks and coat stands are finished in CondeHouse original colors.

## Wood coating

Japanese Ash NF/WNF/MBR/DBR/GY/DGY/BL

## C COLLECTION

C collection is the items made by cosine, and made of Japanese ash in CondeHouse standard colors.

### cosine

They offer long-life wooden furniture and household goods, such as sofas, tables, clocks, crafts, etc. with enthusiasm of using every last piece of wood.

<https://www.cosine.com>



**cosine**



① Japanese Ash NF



② Japanese Ash BL



③ Japanese Ash NF

<b>Entrance Stool</b> [Image ①]	w: 360 d: 250 h: 415 sh: 400 wt: 2.5 *Solid wood seat	Japanese Ash
<b>High Stool</b> [Image ②]	w: 360 d: 270 h: 545 sh: 530 wt: 2.5 *Solid wood seat	Japanese Ash
<b>Mine Stool</b> [Image ③]	w: 360 d: 360 h: 435 sh: 415 wt: 3.5 *Solid wood seat	Japanese Ash

Upper: After-tax  
Lower: Before-tax



④ Japanese Ash GY



⑤ Japanese Ash DBR



⑥ Japanese Ash WNF

<b>Dress Rack</b> [Image ④]	w: 755 d: 410 h: 1490	Japanese Ash: <div></div>
<b>Dress Rack (Wide)</b>	w: 1045 d: 460 h: 1485	Japanese Ash: <div></div>
<b>Coat Stand Fioretto</b> [Image ⑤]	w: 450 d: 450 h: 1870 *The hook parts are pivotable.	Japanese Ash: <div></div>
<b>Coat Stand Branch</b> [Image ⑥]	w: 440 d: 440 h: 1785	Japanese Ash: <div></div>

Upper: After-tax  
Lower: Before-tax




## Select Furniture A+



LV-101-137

Japanese Ash DGY + Japanese Ash WNF w: 3150 d: 450 h: 1665 1,951,620 (1,774,200)



After-tax (Before-tax)





TV-409-016

Japanese Ash DGY w: 2000 d: 450 h: 405  
729,300 (663,000)



ST-101-760

Japanese Birch AWT + Oak WNF  
w: 2250 d: 446 h: 2400  
2,264,900 (2,059,000)

TV-101-C67

WTM + Oak WNF  
w: 2415 d: 450 h: 345  
675,400 (614,000)



SD-101-724

Walnut CW + Linoleum 4175  
w: 2370 d: 453 h: 1845  
2,164,580 (1,967,800)



DK-101-607

Oak WNF + Linoleum 4179 w: 1500 d: 570 h: 1080  
578,380 (525,800)



SH-101-607

Oak WNF + Linoleum 4179 w: 1500 d: 360 h: 1440  
709,500 (645,000)

After-tax (Before-tax)

# Select Furniture A+

## What A+ can provide

- In the select plan, customers are supposed to choose the best combination to meet their needs.
- Customers can customize it if they don't like the regular options.
- The wooden part is made of 100% natural material, which realizes an one of a kind furniture.
- It will be shipped in parts. That will not only allow us to fit through tiny doors but also lower the energy consumption of transportation.
- Available in standard colors with oak, walnut, and Japanese ash.
- All the production is managed by both CondeHouse and WOW to ensure the finest condition of our products when it reaches to customers.

## How to choose

All kinds of cabinets, doors, and shelves are available. After selecting the color and wood type, a quotation and production time will be provided shortly. Customers can customize it if they don't like the regular options.

## Combinations

A+ provides a wide variety of options in combination, size, etc. We believe it can fit well in any of your scenarios. Please visit our store for more information.

## Customization

Customers can customize it if the existing options do not satisfy them. Let our professional team design and create the furniture with you. Please visit our store for more information.



A+ is a modular furniture series created by CondeHouse and WOW (In 2022, the company name is changed from MÖBEL TOKO). Whether it is for living room, dining room, or even reading room, we believe that A+ can satisfy all your needs both visually and functionally.

Select  
Furniture


A+

A black and white photograph of a man in a workshop, focused on working on a wooden chair. The man is in profile, wearing a dark long-sleeved shirt, and is using a tool to shape the wood. The chair has a curved backrest and a simple frame. The workshop is dimly lit, with several long fluorescent lights hanging from the ceiling, creating strong highlights and deep shadows. The background shows the industrial structure of the workshop, including beams and chains.

# Information




# Wood & Finish



Japanese Ash NF




Japanese Ash WNF




Japanese Ash MBR




Japanese Ash DBR




Japanese Ash OFN




Japanese Ash GY




Japanese Ash DGY




Japanese Ash BL




Japanese Oak NF




Japanese Oak WNF



Japanese Oak MBR




Japanese Oak DBR




Japanese Oak OFN




Japanese Oak NWT




Japanese Oak GY




Japanese Oak DGY




Japanese Oak BL




Japanese Elm NF




Japanese Elm WNF




Japanese Elm MBR




Japanese Elm DBR



Japanese Elm OFN



Japanese Elm GY



Japanese Elm DGY



Japanese Elm BL


## \*Japanese Oak

Oak is likely to have tiger stripes; especially Japanese oak is more. Other natural marks may also appear on top boards, backrests, arms, etc., which is intentionally designed for beautiful harmony.

\*The application of wood and finish differs depending on items.

\*OFN is oil-finish.


\*The images may be different in color from real ones.




Japanese Sen NF



Japanese Sen WNF




Japanese Sen MBR




Japanese Sen DBR



Japanese Sen OFN




Japanese Sen GY




Japanese Sen DGY




Japanese Sen BL




Japanese Cherry NF



Japanese Cherry WNF




Japanese Cherry MBR




Japanese Cherry DBR




Japanese Cherry WL




Japanese Cherry OFN




Japanese Cherry GY



Japanese Cherry DGY




Japanese Cherry BL




Japanese Birch NF




Japanese Birch WNF




Japanese Birch MBR



Japanese Birch DBR




Japanese Birch OFN



Japanese Birch GY



Japanese Birch DGY



Japanese Birch BL

\*Japanese Birch


Japanese Birch is a tree locally grown in Hokkaido. The heartwood is red; the sapwood is white. Here at CondeHouse, we use both heartwood and sapwood. Consequently, their mixed natural colors make our furniture look unique.

# Wood & Finish


\*The application of wood and finish differs depending on items.  
\*OFN is oil-finish.  
\*The images may be different in color from real ones.



Oak OFN




Walnut CW




Walnut DBR



Walnut OFN



PWT



PDG




PBL



REM



WTM



BLM



# Fabric

☞ Only hand-washable in lukewarm water (40 degrees celsius or less)

Ⓟ Dry-cleanable

※ Maker part number


F1



Grain GY / F1  
☞Ⓟ



Grain DGY / F1  
☞Ⓟ



Grain BL / F1  
☞Ⓟ



Persia BR / F1  
☞Ⓟ



Persia LGY / F1  
☞Ⓟ



Persia CGY / F1  
☞Ⓟ

F2



Syuro BU / F2  
Ⓟ



Syuro LGY / F2  
Ⓟ




Jan BU / F2  
Ⓟ



Jan GY / F2  
Ⓟ



Fili BR / F2  
☞Ⓟ



Fili BU / F2  
☞Ⓟ



Blend LBE / F2  
☞Ⓟ




Blend LGN / F2  
☞Ⓟ



Blend PN / F2  
☞Ⓟ



Blend LGY / F2  
☞Ⓟ



Longchamp WT / F2  
☞Ⓟ



Longchamp BE / F2  
☞Ⓟ



Longchamp CGY / F2  
☞Ⓟ

0 10 20 30cm

Fabrics with are always in-stock and possible to be provided in the shortest lead time.  
Please contact for the availability of the other fabrics.

The images may be different in color from real ones.


Please see the scale above for the confirmation of fabric patterns.

The vertical direction of images conforms to the depthwise direction of chairs and sofas.




# Fabric

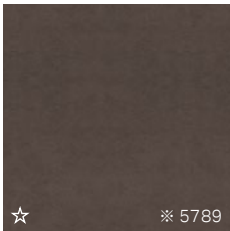
F3



Ultrasuede LGY / F3  
👉📄




Ultrasuede GY / F3  
👉📄



Ultrasuede DGY / F3  
👉📄




Sultan GN / F3  
📄




Sultan RE / F3  
📄



Sultan BU / F3  
📄



Maple BR / F3  
📄



Maple DBR / F3  
📄



Maple DBG / F3  
📄



Like YE / F3  
👉📄



Like DGY / F3  
👉📄



Like NV / F3  
👉📄




Linova OR / F3

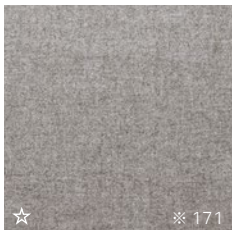


Linova BU / F3

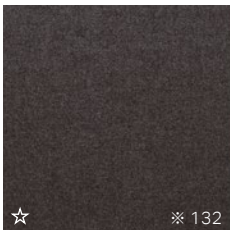
F4



Sarmassa LGY / F4




Tonica LGY / F4



Tonica DGY / F4



Biro GN / F4



Biro GY / F4



Magnolia GY / F4



Rivie LBR / F4  
📄




Lumiere LGY / F4  
📄



Lumiere DGY / F4  
📄

Fabrics with are always in-stock and possible to be provided in the shortest lead time.  
Please contact for the availability of the other fabrics.



The images may be different in color from real ones.  
Please see the scale above for the confirmation of fabric patterns.  
The vertical direction of images conforms to the depthwise direction of chairs and sofas.



☞ Only hand-washable in lukewarm water (40 degrees celsius or less)

Ⓔ Dry-cleanable

※ Maker part number

F5



Avance BR / F5




Camila BE / F5




Camila GN / F5




Camila BU / F5




Camila GY / F5




Kokyu BR / F5



Kokyu RBR / F5



Zero NV / F5  
Ⓔ



Zero BL / F5  
Ⓔ



Fine GY / F5




Bentley BR / F5



Bentley GY / F5



Rivie LBR / F5



Rivie YE / F5



Rivie BG / F5

0 10 20 30cm

## About KOKYU,

### CondeHouse original fabric

This is an original fabric developed by CondeHouse and a Hokkaido-born designer, Kanako Kajihara. It is made from Japanese raw materials in Japan for sustainability. We aim at an unique fabric that connects you to the nature of Hokkaido. Part of the fabric is made of the wood chips of Hokkaido oak trees produced in our furniture production.



Kanako Kajihara



# Leather


CL1



MR-WT / CL1



MR-LBR / CL1




MR-DBR / CL1



MR-BL / CL1

L2



RK-NL / L2



RK-BR / L2




RK-DBR / L2




RK-BL / L2


L3




MG-GBE / L3




MG-LGY / L3




MG-KGY / L3




MG-CGY / L3




MG-BL / L3




EN-BE / L3




EN-RBR / L3




EN-DGY / L3



EN-NV / L3



KP-DBR / L3



KP-LGY / L3



BQ-BR / L3




BQ-BL / L3

\*Fabrics with are always in-stock and possible to be provided in the shortest lead time. Please contact for the availability of the other fabrics.


\*Leathers with "note" are made-to-order. Check the delivery time beforehand.

Natural leather requires daily maintenance. Please see p. 274. Some items have limits on fabric / leather application.

L4




GR-BE / L4 (note)



GR-DBR / L4 (note)



GR-DRE / L4 (note)



GR-BL / L4 (note)

### Leather grade

- CL1 MR Painted and embossed medium thick leather which improves maintainability by stain- and damage-proof design.
- L2 RK Painted and embossed thick leather which improves maintainability by stain- and damage- proof design, and is suited for sofas.
- L3 MG Pigment and embossed leather, thick and soft but resistant to fouling and scratches; greyish color is available.
- L3 EN Corrected grain leather with both good maintainability by stain- and damage-proof design and good texture by light correction and fine-particle pigment
- L3 KP The new leather is good in texture and maintainable due to natural wrinkle finish and fine-particle pigment.
- L3 BQ Semi aniline finished and shrink processed leather.
- L4 GR Aniline finished and natural shrink processed leather.

---

## About HOKKAIDO LEATHER

### High-quality furniture leather born by the collaboration of Sakuta, Kawazen Leather, and Asahikawa furniture industry

Asahikawa furniture industry has developed a special domestic furniture leather "HOKKAIDO LEATHER" in cooperation with Sakuta (a livestock company) and Kawazen Leather (a leather company) as part of efforts to further improve traceability of raw materials.

The fine-grained, high-quality hides produced in a tough climatic environment of Hokkaido are quickly and carefully processed at Sakuta in Asahikawa. The hides are then transported to the Kawazen factory in Himeji, Hyogo Prefecture, where they are processed into high-quality leather using a world-class technology while maintaining their freshness and quality. With "HOKKAIDO LEATHER" made of Hokkaido's unique natural environment and Japan's technological strength, we will further promote manufacturing of safety and reliability.

CondeHouse has added two types of HOKKAIDO LEATHER to its leather collection (EN-BE, EN-RBR).



# Maintenance



## How to place furniture

Place furniture as flatly as possible in order to prevent strength deterioration, breakage, and collateral damages. Don't forget to set up adjusters for furniture in case they are installed. When moving furniture, be careful not to damage paint or make dents.

## Direct sunlight and heat

Direct sunlight may deteriorate the color of natural materials: wood, fabric, and leather. Heat and extreme dry conditions may warp wood.

## How to maintain furniture

Wooden furniture is vulnerable to water or moisture. Wipe softly with a dry cloth and don't rub hard in order to avoid scars. When it's dirty, wipe with a squeezed wet cloth and then with a dry one. Don't use volatile liquids such as benzene, alcohol, or thinner in order to avoid color deterioration.

## How to maintain fabric

Pad softly and vacuum dust coming onto the surface. When it's stained, pad softly with a cloth firmly squeezed after being soaked in a neutral detergent, wipe with a squeezed wet cloth, and finish with a dry cloth.

## How to maintain leather

Wipe with a dry cloth as needed. Don't rub too hard to prevent a clog of dust in pores; don't use oil cloth to prevent stains. Vacuum-clean with a soft brush regularly.

## How to maintain cushions

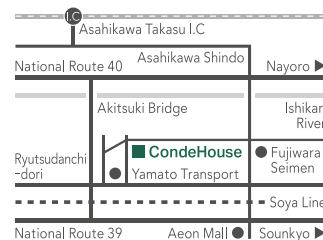
Padding softly and pulling into shape prevent cushions from wrinkling and losing shape.

# Shop & Office

## CondeHouse Asahikawa



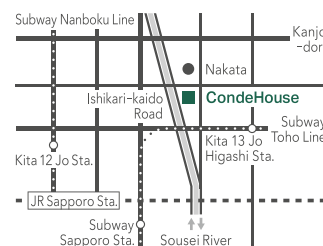
2-6 Nagayama Kita Asahikawa Hokkaido 079-8509  
Tel +81 (0) 166・47・9911 Fax +81 (0) 166・48・3100



## CondeHouse Dooh



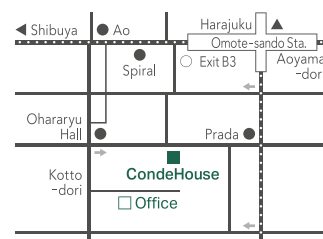
N-bldg. 2/3F  
1-15 Higashi 1 Kita 13 Higashi-ku Sapporo 065-0013  
Tel +81 (0) 11・743・4401 Fax +81 (0) 11・743・4402 [office]  
Tel +81 (0) 11・743・4445 Fax +81 (0) 11・743・4446 [shop]



## CondeHouse Tokyo Shop



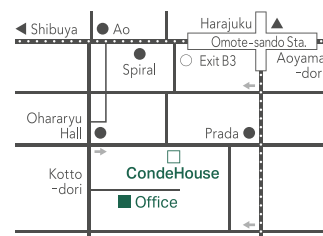
Uchida-bldg. 1/2F  
5-4-46 Minami-Aoyama Minato-ku Tokyo 107-0062  
Tel +81 (0) 3・5931・1188 Fax +81 (0) 3・5931・1189



## CondeHouse Tokyo Open Office Office



Imari Minami-Aoyama-bldg. 1F  
5-4-29 Minami-Aoyama Minato-ku Tokyo 107-0062  
Tel +81 (0) 3・5931・8221 Fax +81 (0) 3・5931・8222 [Tokyo Office]  
Tel +81 (0) 3・5931・8220 Fax +81 (0) 3・5931・8222 [Contract Division]



## CondeHouse Nagoya



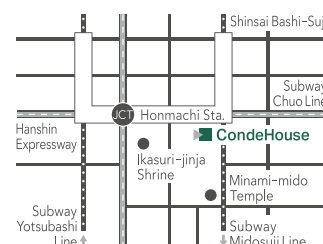
Daiichi Fuji-bldg. 1F  
35-16 Daikancho Higashi-ku Nagoya 461-0002  
Tel +81 (0) 52・559・3331 Fax +81 (0) 52・559・3332



## CondeHouse Osaka



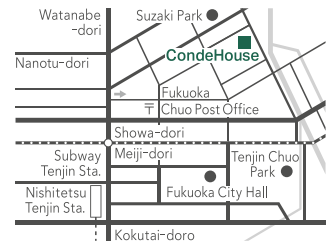
Osaka Midosuji-bldg. 1F  
4-1-3 Kyutaro-machi Chuo-ku Osaka 541-0056  
Tel +81 (0) 6・6253・6678 Fax +81 (0) 6・6253・6680



## CondeHouse Fukuoka Office

Office NEW GAEA NIKKO Tenjin 303  
4-8-25 Tenjin Chuo-ku Fukuoka 810-0001

Tel +81 (0) 92・732・1333 Fax +81 (0) 92・732・1335

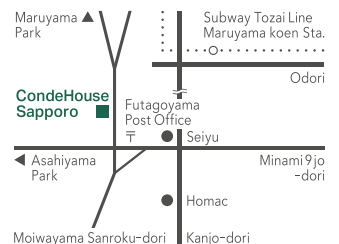


## CondeHouse Sapporo

CondeHouse Sapporo Co., Ltd.

4-1-10 Futagoyama Chuo-ku Sapporo 064-0946

Tel +81 (0) 11・511・0305 Fax +81 (0) 11・511・0505 [office]  
Tel +81 (0) 11・511・0303 [shop]

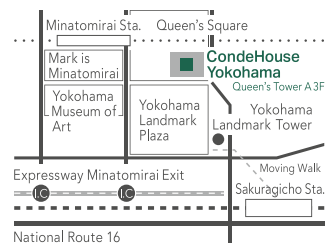


## CondeHouse Yokohama

CondeHouse Yokohama Co., Ltd.

Queen's Tower A3F  
2-3-1 Minatomirai Nishi-ku Yokohama 220-600

Tel +81 (0) 45・682・5588 Fax +81 (0) 45・682・5585

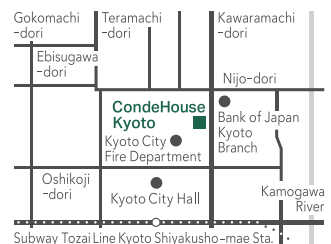


## CondeHouse Kyoto

Kyoto CondeHouse Co., Ltd.

Cloto-bldg. 1F  
376 Ichinofunairi-cho Kawaramachi-dori Nijo-Sagaru  
Nakagyo-ku Kyoto 604-0924

Tel +81 (0) 75・251・0223 Fax +81 (0) 75・251・0224



### Overseas bases

## CondeHouse U.S.A.

2915 Red Hill Avenue, Suite A104  
Costa Mesa, CA 92626 U.S.A.

Tel +1 (1) 949・247・7777  
Fax +1 (1) 949・247・7777

[www.condehouse.com](http://www.condehouse.com)



## CondeHouse Europe

Im Sinderfeld 8, 56072 Koblenz Germany

Tel +49 (0) 261・94239731  
Fax +49 (0) 261・94239733

[www.condehouse.de](http://www.condehouse.de)





# Index

A - K	Item List
AATOS	111
AIMA	114
ALP	124
ATILLA LUX	43
BARCA LUX	88
BARRINGER	222
BCTD	232
Bedroom System bm	233
BOLS	238
CANYON	143
CHALLENGE	196
CL TABLE	173
CRUST	156
ECLIPSE	134
EIGHT LUX	61
FOLD	226
FOUR	227
GERBERA	142
GOLFER	172
HAKAMA	223
IKOR	126
IPPONGI	104
JINGU	178
KAMUY LUX	64
KARI	140
KIILA	144
KINA LUX	71
KOTAN	160
KORENTO	169
KYOBASHI	148
KYU	146

L - R	Item List
LAVENDER	246
LEGGERO	252
LINUS	244
MOLA LUX	90
MOM	240
MOOV	242
NUPRI	219
ONE LUX	100
QUIET	157
QUODO	150
RB TABLE	117
RIKI	248
RS SOFA	122
RUNT OM	249
SAN	176
SESTINA LUX	76
SLAT	193
SLED	184
SL TABLE	136
SORI	194
SPLINTER	190
SPLINTER LUX	74
STRIPE	182

<b>T - W</b>	Item List
TACK LUX	82
TEN	204
TL TABLE	200
tosai LUX	84
TUB	195
TWIST	199
YUKAR LUX	96
WING LUX	48

<b>Contents</b>	
Contribution to Society	7
Materials	10
Type of Woods	12
About CondeHouse Products	14
Products History	16
Contract Business	18

<b>Condehouse Collection</b>	
Products Assorted	21
Description for the Item List	40
Item List	42-264

<b>Others</b>	Item List
ACCESSORY COLLECTION	255
M COLLECTION	258
C COLLECTION	260
Select Furniture A+	262

<b>Information</b>	
Wood & Finish	266
Fabric	269
Leather	272
Maintenance	274
Shop & Office	276

- The images in this catalog may be slightly different in color from actual products due to the printing inks.
- The products shown are as of April 1, 2024. Product designs and specifications are subject to change for the product improvement.
- Please contact for more details.

## **CondeHouse Co., Ltd.**

2-6 Nagayama Kita Asahikawa  
Hokkaido 079-8509 Japan

Representative:  
Tel +81 (0)166-47-1188  
Fax +81 (0)166-49-2225

International Division:  
Tel +81 (0)166-56-0409

2024.1.KY.8

[condehouse.co.jp](https://condehouse.co.jp)

